



UNIVERSITY OF CALICUT

Abstract

General and Academic IV - Faculty of Science- Modified Scheme and Syllabus of B.Sc Mathematics Honours Programme, for 2024 admission, in tune with the CUFYUGP Regulations 2024 - Approved- Implemented - Orders Issued

G & A - IV - J

U.O.No. 13147/2025/Admn

Dated, Calicut University.P.O, 18.09.2025

*Read:-*1. U.O. No. 18273/2024/Admn dated 07.12.2024

2. Minutes of the meeting of the Board of Studies in Mathematics UG held on 26.06.2025.
3. Remarks of the Dean, Faculty of Science dated 16.09.2025.
4. Orders of the Vice Chancellor in the file of even no and dated 18.09.2025.

ORDER

1. The Modified Scheme and Syllabus of B.Sc Mathematics Honours programme in tune with CUFYUGP Regulations 2024 was implemented with effect from 2024 Admission, vide paper read (1) above.
2. Vide paper read (2), the Board of Studies in Mathematics (UG), recommended to approve the Modified Scheme and Syllabus of B.Sc Mathematics Honours programme, for 2024 admission, incorporating minor corrections in tune with the CUFYUGP Regulations 2024.
3. The Dean, Faculty of Science, vide paper read (3), approved the recommendation of the Board of Studies in Mathematics (UG).
4. The Vice Chancellor has approved the above recommendation and accorded sanction to implement the Modified scheme and syllabus of B.Sc Mathematics Honours programme for 2024 admission, in tune with the CUFYUGP Regulations 2024, exercising the powers as per section 10(13) of Calicut University Act 1975.
5. The Modified Scheme and Syllabus of B.Sc Mathematics Honours programme in tune with CUFYUGP Regulations 2024, is thus implemented for 2024 admission.
6. The U.O vide paper read as (1) stands modified to this extent.
7. Orders are issued accordingly. (Modified Syllabus appended).

Arsad M

Deputy Registrar

To

Principals of all affiliated colleges

Copy to: PS to VC/PA to PVC/ PA to Registrar/PA to CE/DR, DOA/JCE I/JCE IV/DoA/EX and EG Sections/GA I F/CHMK Library/Information Centres/SF/DF/FC

Forwarded / By Order

Section Officer

UNIVERSITY OF CALICUT

B.Sc. MATHEMATICS HONOURS

(MAJOR, MINOR AND GENERAL FOUNDATION COURSES)

SYLLABUS & MODEL QUESTION PAPERS

For 2024 Admission

(CUFYUGP Regulations 2024)

Table of Contents

Scheme of Syllabus.....	2
Evaluation Scheme.....	31
Major Core Courses	
First Year.....	45
Second Year.....	53
Third Year.....	78
Fourth Year.....	103
Elective Courses	
Specialization in Mathematical Computing.....	135
Specialization in Data Science.....	150
Other Elective Courses – Third Year.....	166
Elective Courses – Fourth Year.....	181
Research Methodology.....	212
Multi-Disciplinary Courses	218
Skill Enhancement Courses	232
Value Added Courses	251
Vocational Minors	
Introduction to AI.....	269
Introduction to Data Science.....	291
Minor Courses	
Minor Group – I.....	315
Minor Group – II.....	327
Minor Group – III.....	339
Minor Group – IV.....	351
Minor Group – V.....	363
Minor Group – VI.....	372
Online Courses.....	382
Model Question Papers.....	385

B.Sc. MATHEMATICS HONOURS
(MAJOR, MINOR AND GENERAL FOUNDATION COURSES)

SCHEME OF SYLLABUS

PROGRAMME OUTCOMES (PO):

At the end of the graduate programme at Calicut University, a student would:

PO1	Knowledge Acquisition: Demonstrate a profound understanding of knowledge trends and their impact on the chosen discipline of study.
PO2	Communication, Collaboration, Inclusiveness, and Leadership: Become a team player who drives positive change through effective communication, collaborative acumen, transformative leadership, and a dedication to inclusivity.
PO3	Professional Skills: Demonstrate professional skills to navigate diverse career paths with confidence and adaptability.
PO4	Digital Intelligence: Demonstrate proficiency in varied digital and technological tools to understand and interact with the digital world, thus effectively processing complex information.
PO5	Scientific Awareness and Critical Thinking: Emerge as an innovative problem-solver and impactful mediator, applying scientific understanding and critical thinking to address challenges and advance sustainable solutions.
PO6	Human Values, Professional Ethics, and Societal and Environmental Responsibility: Become a responsible leader, characterized by an unwavering commitment to human values, ethical conduct, and a fervent dedication to the well-being of society and the environment.
PO7	Research, Innovation, and Entrepreneurship: Emerge as a researcher and entrepreneurial leader, forging collaborative partnerships with industry, academia, and communities to contribute enduring solutions for local, regional, and global development.

PROGRAMME SPECIFIC OUTCOMES (PSO):

At the end of the B.Sc. Mathematics Honours Programme at Calicut University, a student would:

Programme Specific Outcome (Major)	
PSO1	Advanced Mathematical Knowledge: Understand core mathematical abstract concepts/theories and demonstrate a high level of mathematical rigor and logical reasoning
PSO2	Modelling and Problem-Solving Skills: Apply mathematical techniques to solve complex problem situations across various domains and interpret the result, demonstrating critical thinking and analytical skills.
PSO3	Computational Proficiency: Apply mathematical understanding to solve problems and explicitly work out step by step either by self or by software based computational tools.
PSO4	Research Aptitude: Analyse mathematical abstract ideas effectively and present/communicate mathematical arguments and solutions in a clear and coherent manner leading to research in Mathematics
Programme Specific Outcome (Minor)	
PSO5	Mathematics Proficiency: Demonstrate a strong understanding of mathematical principles and problem solving
PSO6	Interdisciplinary Integration: Integrate Mathematics with relevant disciplines to develop more holistic approaches to solve problems, leading to innovative solutions and advancements in various fields.

**MINIMUM CREDIT REQUIREMENTS OF THE DIFFERENT PATHWAYS
IN THE THREE-YEAR PROGRAMME IN CUFYUGP**

Sl. No.	Academic Pathway	Major	Minor/ Other Disciplin es	Foundation Courses AEC: 4 MDC: 3 SEC: 3 VAC: 3	Intern- ship	Total Credits	Example
		Each course has 4 credits					
1	Single Major (A)	68 (17 courses)	24 (6 courses)	39 (13 courses)	2	133	Major: Mathematics + six courses in different disciplines in different combinations
2	Major (A) with Multiple Discipline s (B, C)	68 (17 courses)	12 + 12 (3 + 3 = 6 courses)	39 (13 courses)	2	133	Major: Mathematics + Statistics and Computer Science
3	Major (A) with Minor (B)	68 (17 courses)	24 (6 courses)	39 (13 courses)	2	133	Major: Mathematics Minor: Physics
4	Major (A) with Vocational Minor (B)	68 (17 courses)	24 (6 courses)	39 (13 courses)	2	133	Major: Mathematics Vocational Minor: Data Analysis
5	Double Major	A: 48	-	12 + 9+9 +9	2	133	

	(A, B)	(12 courses) B: 44 (11 courses)	<p>The 24 credits in the Minor stream are distributed between the two Majors.</p> <p>2 MDC, 2 SEC, 2 VAC and the Internship should be in Major A. Total credits in Major A should be $48 + 20 = 68$ (nearly 50% of 133)</p> <p>1 MDC, 1 SEC and 1 VAC should be in Major B. Total credits in Major B should be $44 + 9 = 53$ (40% of 133)</p>		Mathematics and Physics double major
Exit with UG Degree / Proceed to Fourth Year with 133 Credits					

B.Sc. MATHEMATICS HONOURS PROGRAMME

COURSE STRUCTURE

1. Single Major

2. Major with Multiple Disciplines

3. Major with Minor

4. Major with Vocational Minor

Semester	Course Code	Course Title	Total Hours	Hours/Week	Credits	Marks		
						Internal	External	Total
1	MAT1CJ101/ MAT1MN100	Core Course 1 in Major – Differential Calculus	60	4	4	30	70	100
		Minor Course 1	60/ 75	4/ 5	4	30	70	100
		Minor Course 2	60/ 75	4/ 5	4	30	70	100
	ENG1FA101 (2)	Ability Enhancement Course 1– English (with Theory T & Practicum P)	30+30 (T+P)	2+2 (T+P)	2+1 (T+P)	25	50	75
		Ability Enhancement Course 2 – Additional Language	45	3	3	25	50	75
		Multi-Disciplinary Course 1 – Other than Major	45	3	3	25	50	75
		Total		22/ 24	21			525
2	MAT2CJ101/ MAT2MN100	Core Course 2 in Major – Integral Calculus	60	4	4	30	70	100
		Minor Course 3	60/ 75	4/ 5	4	30	70	100
		Minor Course 4	60/ 75	4/ 5	4	30	70	100
	ENG2FA103 (2)	Ability Enhancement Course 3– English	30+30	2+2	2+1	25	50	75

		Ability Enhancement Course 4 – Additional Language	45	3	3	25	50	75
		Multi-Disciplinary Course 2 – Other than Major	45	3	3	25	50	75
		Total		22/ 24	21			525
3	MAT3CJ201	Core Course 3 in Major– Multivariable Calculus (with Theory T & Practicum P)	45+30 (T+P)	3+2 (T+P)	3+1 (T+P)	30	70	100
	MAT3CJ202/ MAT3MN200	Core Course 4 in Major– Matrix Algebra	60	4	4	30	70	100
		Minor Course 5	60/ 75	4/ 5	4	30	70	100
		Minor Course 6	60/ 75	4/ 5	4	30	70	100
		Multi-Disciplinary Course 3 – Kerala Knowledge System	45	3	3	25	50	75
	ENG3FV108 (2)	Value-Added Course 1 – English	45	3	3	25	50	75
		Total		23/ 25	22			550
4	MAT4CJ203	Core Course 5 in Major –Real Analysis I	45+30	3+2	3+1	30	70	100
	MAT4CJ204	Core Course 6 in Major – Basic Linear Algebra	60	4	4	30	70	100
	MAT4CJ205	Core Course 7 in Major – Fundamentals of Python and SageMath (with Theory T & Practical P)	45+30 (T+P)	3+2 (T+P)	3+1 (T+P)	30	70	100

	ENG4FV109 (2)	Value-Added Course 2 – English	45	3	3	25	50	75
		Value-Added Course 3 – Additional Language	45	3	3	25	50	75
	ENG4FS111(2)	Skill Enhancement Course 1 – English	30+30	2+2	2+1	25	50	75
		Total		24	21			525
5	MAT5CJ301	Core Course 8 in Major –Real Analysis II	45+30	3+2	3+1	30	70	100
	MAT5CJ302	Core Course 9 in Major –Abstract Algebra I	60	4	4	30	70	100
	MAT5CJ303	Core Course 10 in Major – Complex Analysis I	60	4	4	30	70	100
		Elective Course 1 in Major	60	4	4	30	70	100
		Elective Course 2 in Major	60	4	4	30	70	100
		Skill Enhancement Course 2	45	3	3	25	50	75
		Total		24	23			575
6	MAT6CJ304/ MAT8MN304	Core Course 11 in Major – Complex Analysis II	60	4	4	30	70	100
	MAT6CJ305/ MAT8MN305	Core Course 12 in Major – Elementary Number Theory	60	4	4	30	70	100
	MAT6CJ306/ MAT8MN306	Core Course 13 in Major – Methods of Differential Equations	60	4	4	30	70	100
		Elective Course 3 in Major	60	4	4	30	70	100
		Elective Course 4 in Major	60	4	4	30	70	100

	MAT6FS113 (1) <i>or</i> MAT6FS113 (2)	Skill Enhancement Course 3 – Data Science with Python <i>or</i> Scientific Principles & Practice	45	3	3	25	50	75
	MAT6CJ349	Internship in Major (Credit for internship to be awarded only at the end of Semester 6)	60		2	50	-	50
		Total		23	25			625
Total Credits for Three Years					133			3325
7	MAT7CJ401	Core Course 14 in Major – Mathematical Analysis	45+30	3+2	3+1	30	70	100
	MAT7CJ402	Core Course 15 in Major –General Topology	45+30	3+2	3+1	30	70	100
	MAT7CJ403	Core Course 16 in Major – Abstract Algebra II	45+30	3+2	3+1	30	70	100
	MAT7CJ404	Core Course 17 in Major – Linear Algebra	45+30	3+2	3+1	30	70	100
	MAT7CJ405	Core Course 18 in Major – Discrete Mathematics	45+30	3+2	3+1	30	70	100
		Total		25	20			500
8	MAT8CJ406 / MAT8MN406	Core Course 19 in Major – Basic Measure Theory	45+30	3+2	3+1	30	70	100
	MAT8CJ407 / MAT8MN407	Core Course 20 in Major – Number Theory	60	4	4	30	70	100
	MAT8CJ408 / MAT8MN408	Core Course 21 in Major – Differential Equations	60	4	4	30	70	100
OR (instead of Core Courses 19 to 21 in Major)								

MAT8CJ449	Project (in Honours programme)	360*	13*	12	90	210	300
OR (instead of Core Courses 19 to 21 in Major)							
MAT8CJ499	Project (in Honours with Research programme)	360*	13*	12	90	210	300
	Elective Course 5 in Major / Minor Course 7	60	4	4	30	70	100
	Elective Course 6 in Major / Minor Course 8	60	4	4	30	70	100
	Elective Course 7 in Major / Minor Course 9 / Major Course in any Other Discipline	60	4	4	30	70	100
OR (instead of Elective Course 7 in Major, in the case of Honours with Research Programme)							
MAT8CJ489	Research Methodology in Mathematics	60	4	4	30	70	100
	Total		25	24			600
Total Credits for Four Years				177			4425

* The teacher should have 13 hrs/week of engagement (the hours corresponding to the three core courses) in the guidance of the Project(s) in Honours programme and Honours with Research programme, while each student should have 24 hrs/week of engagement in the Project work. Total hours are given based on the student's engagement.

CREDIT DISTRIBUTION FOR PATHWAYS 1 – 4

1. Single Major

2. Major with Multiple Disciplines

3. Major with Minor

4. Major with Vocational Minor

Semester	Major Courses	Minor Courses	General Foundation Courses	Internship/ Project	Total
1	4	4 + 4	3 + 3 + 3	-	21
2	4	4 + 4	3 + 3 + 3	-	21
3	4 + 4	4 + 4	3 + 3	-	22
4	4 + 4 + 4	-	3 + 3 + 3	-	21
5	4 + 4 + 4 + 4 + 4	-	3	-	23
6	4 + 4 + 4 + 4 + 4	-	3	2	25
Total for Three Years	68	24	39	2	133
7	4 + 4 + 4 + 4 + 4	-	-	-	20
8	4 + 4 + 4	4 + 4 + 4	-	12*	24
* Instead of three Major courses					
Total for Four Years	88 + 12 = 100	36	39	2	177

DISTRIBUTION OF MAJOR COURSES IN Mathematics
FOR PATHWAYS 1 – 4

1. Single Major

2. Major with Multiple Disciplines

3. Major with Minor

4. Major with Vocational Minor

Semester	Course Code	Course Title	Hours/ Week	Credits
1	MAT1CJ101 /MAT1MN100	Core Course 1 in Major – Differential Calculus	4	4
2	MAT2CJ101 /MAT2MN100	Core Course 2 in Major – Integral Calculus	4	4
3	MAT3CJ201	Core Course 3 in Major – Multivariable Calculus	5	4
	MAT3CJ202 /MAT3MN200	Core Course 4 in Major – Matrix Algebra	4	4
4	MAT4CJ203	Core Course 5 in Major – Real Analysis I	5	4
	MAT4CJ204	Core Course 6 in Major – Basic Linear Algebra	4	4
	MAT4CJ205	Core Course 7 in Major – Fundamentals of Python and SageMath (P)	5	4
5	MAT5CJ301	Core Course 8 in Major – Real Analysis II	5	4
	MAT5CJ302	Core Course 9 in Major – Abstract Algebra I	4	4
	MAT5CJ303	Core Course 10 in Major – Complex Analysis I	4	4
		Elective Course 1 in Major	4	4
		Elective Course 2 in Major	4	4
6	MAT6CJ304 / MAT8MN304	Core Course 11 in Major – Complex Analysis II	4	4

	MAT6CJ305 /MAT8MN305	Core Course 12 in Major – Elementary Number Theory	4	4
	MAT6CJ306 /MAT8MN306	Core Course 13 in Major – Methods of Differential Equations	4	4
		Elective Course 3 in Major	4	4
		Elective Course 4 in Major	4	4
	MAT6CJ349	Internship in Major	-	2
Total for the Three Years				70
7	MAT7CJ401	Core Course 14 in Major - Mathematical Analysis	5	4
	MAT7CJ402	Core Course 15 in Major – General Topology	5	4
	MAT7CJ403	Core Course 16 in Major – Abstract Algebra II	5	4
	MAT7CJ404	Core Course 17 in Major – Linear Algebra	5	4
	MAT7CJ405	Core Course 18 in Major – Discrete Mathematics	5	4
	MAT8CJ406 / MAT8MN406	Core Course 19 in Major – Basic Measure Theory	5	4
	MAT8CJ407 / MAT8MN407	Core Course 20 in Major – Number Theory	4	4
	MAT8CJ408 / MAT8MN408	Core Course 21 in Major – Differential Equations	4	4
OR (instead of Core Courses 19 - 21 in Major)				
	MAT8CJ449	Project (in Honours programme)	13	12
	MAT8CJ499	Project (in Honours with Research programme)	13	12
		Elective Course 5 in Major	4	4
		Elective Course 6 in Major	4	4

8		Elective Course 7 in Major	4	4
	OR (instead of Elective course 7 in Major, in Honours with Research programme)			
	MAT8CJ489	Research Methodology in Mathematics	4	4
Total for the Four Years				114

ELECTIVE COURSES IN MATHEMATICS WITH SPECIALISATION

Group No.	Sl. No	Course Code	Title	Semester	Total Hrs	Hrs/ Week	Credits	Marks		
								Internal	External	Total
1	MATHEMATICAL COMPUTING									
	1	MAT5EJ301 (1)	Mathematical Foundations of Computing	5	60	4	4	30	70	100
	2	MAT5EJ302 (1)	Data Structures and Algorithms	5	60	4	4	30	70	100
	3	MAT6EJ301 (1)	Numerical Analysis	6	60	4	4	30	70	100
	4	MAT6EJ302 (1)	Mathematics for Digital Images	6	60	4	4	30	70	100
2	DATA SCIENCE*									
	1	MAT5EJ303 (2)	Convex Optimization	5	60	4	4	30	70	100
	2	MAT5EJ304 (2)	Machine Learning I	5	60	4	4	30	70	100
	3	MAT6EJ303 (2)	Applied Probability	6	60	4	4	30	70	100
	4	MAT6EJ304 (2)	Machine Learning II	6	60	4	4	30	70	100

ELECTIVE COURSES IN MATHEMATICS WITH NO SPECIALISATION

Sl. No	Course Code	Title	Semester	Total Hrs	Hrs/Week	Credits	Marks		
							Internal	External	Total
1	MAT5EJ305	Higher Algebra.	5	60	4	4	30	70	100
2	MAT5EJ306	Linear Programming	5	60	4	4	30	70	100
3	MAT6EJ305	Topology of Metric Spaces.	6	60	4	4	30	70	100
4	MAT6EJ306	Introduction to Fourier Analysis	6	60	4	4	30	70	100
5	MAT8EJ401	Advanced Topology	8	60	4	4	30	70	100
6	MAT8EJ402	Partial Differential Equations	8	60	4	4	30	70	100
7	MAT8EJ403	Rings and Modules	8	60	4	4	30	70	100
8	MAT8EJ404	Coding Theory	8	60	4	4	30	70	100
9	MAT8EJ405	Axiomatic Foundations of Mathematics	8	60	4	4	30	70	100
10	MAT8EJ406	Operations Research	8	60	4	4	30	70	100
11	MAT8EJ407	Cryptography	8	60	4	4	30	70	100
12	MAT8EJ408	Introduction to Fractals	8	60	4	4	30	70	100

*All elective courses, with specialization or non-specialization may be considered as part of a single pool. You may choose any course from this pool based on semester code.

GROUPING OF MINOR COURSES IN MATHEMATICS

Group No.	Sl. No.	Course Code	Title	Semester	Total Hrs	Hrs/ Week	Credits	Marks		
								Internal	External	Total
1		Minor Group I - Mathematical Methods for Science								
	1	MAT1MN101	Calculus	1	60	4	4	30	70	100
	2	MAT2MN101	Differential Equations and Matrix Theory	2	60	4	4	30	70	100
	3	MAT3MN201	Calculus of Several Variables	3	60	4	4	30	70	100
2		Minor Group II – Foundations for Mathematical Applications								
	1	MAT1MN102	Calculus of a Single Variable	1	60	4	4	30	70	100
	2	MAT2MN102	Calculus and Matrix Algebra	2	60	4	4	30	70	100
	3	MAT3MN202	Differential Equations and Fourier Series	3	60	4	4	30	70	100
3		Minor Group III - Integrated Mathematical Methods								
	1	MAT1MN103	Basic Calculus	1	60	4	4	30	70	100
	2	MAT2MN103	Analysis and Some Counting Principles	2	60	4	4	30	70	100
	3	MAT3MN203	Matrix Algebra and Vector Calculus	3	60	4	4	30	70	100

4	Minor Group IV – Foundations of Discrete Mathematics									
	1	MAT1MN104	Mathematical Logic, Set Theory and	1	60	4	4	30	70	100
	2	MAT2MN104	Graph theory and	2	60	4	4	30	70	100
	3	MAT3MN204	Boolean Algebra and System of Equations	3	60	4	4	30	70	100
Minor Group V – Linear Algebra										
1	MAT1MN105	Matrix Theory	1	60	4	4	30	70	100	
2	MAT2MN105	Vector Spaces and Linear Transformations	2	60	4	4	30	70	100	
3	MAT3MN205	Optimization	3	60	4	4	30	70	100	
Minor Group VI – Mathematical Economics										
1	MAT1MN106	Principles of Micro Economics	1	60	4	4	30	70	100	
2	MAT2MN106	Optimization Techniques in	2	60	4	4	30	70	100	
3	MAT3MN206	Applied Mathematics for Economic Analysis	3	60	4	4	30	70	100	

*** Students from other disciplines can choose up to one group (comprising three courses in total) from the first three options, as these groups share partially overlapping topics. Hence, they can either choose one group from groups 1, 2, and 3, and a second from groups 4, 5, and 6, or select two groups from groups 4, 5, and 6 altogether.**

GROUPING OF VOCATIONAL MINOR COURSES IN MATHEMATICS

VOCATIONAL MATHEMATICS – DATA ANALYTICS										
Gr oup No.	Sl. No	Course Code	Title	Se me ster	Tot al Hrs	Hrs / We ek	Cre dits	Marks		
								Inter nal	Exte rnal	Tot al
1	Introduction to AI									
	1	MAT1VN1 01	Python Programming	1	75	5	4	30	70	100
	2	MAT2VN1 01	Linear Algebra for Machine Learning	2	75	5	4	30	70	100
	3	MAT3VN2 01	Introduction to Machine Learning	3	75	5	4	30	70	100
	4	MAT8VN4 01	Introduction to Artificial Intelligence	8	75	5	4	30	70	100
2	Introduction to Data Science									
	1	MAT1VN1 02	Statistics for Data Science	1	75	5	4	30	70	100
	2	MAT2VN1 02	R Programming	2	75	5	4	30	70	100
	3	MAT3VN2 02	Data Mining	3	75	5	4	30	70	100
	4	MAT8VN4 02	Data Visualization	8	75	5	4	30	70	100

(i). Students in Single Major pathway can choose course/courses from any of the Minor/Vocational Minor groups offered by a discipline other than their Major discipline.

(ii). Students in the Mathematics with Multiple Disciplines pathway who wish to choose a minor from within the same department are limited to selecting only the sixth minor group

namely Mathematical Economics. For their second multiple discipline choice, students must select a Minor or Vocational Minor group offered by a discipline other than mathematics. If students opt for Mathematical Economics, the same will serve as their multiple discipline title.

(iii). Students in Major with Minor pathway can choose all the courses from any two Minor groups offered by a discipline other than their Major discipline. If the students from other major disciplines choose any two Minor groups in Mathematics as given above, then the title of the Minor will be Mathematics.

(iv). Students in Major with Vocational Minor pathway can choose all the courses from any two Vocational Minor groups offered by a discipline other than their Major discipline. If the students from other Major disciplines choose any two Vocational Minor groups in Mathematics as given above, then the title of the Vocational Minor will be Data Analytics.

DISTRIBUTION OF GENERAL FOUNDATION COURSES IN MATHEMATICS

Semester	Course Code	Course Title	Total Hours	Hours / Week	Credits	Marks		
						Internal	External	Total
1	MAT1FM105(1)	Multi-Disciplinary Course 1: Matrices and Basics of Probability theory	45	3	3	25	50	75
1	MAT1FM105(2)	Multi-Disciplinary Course 2: Mathematics for Competitive Examinations - Part I	45	3	3	25	50	75
2	MAT2FM106(1)	Multi-Disciplinary Course 3: Graph Theory and LPP	45	3	3	25	50	75

2	MAT2FM106(2)	Multi-Disciplinary Course 4: Mathematics for Competitive Examinations - Part II	45	3	3	25	50	75
3	MAT3FV109(1)	Value-Added Course 1: History of Mathematics	45	3	3	25	50	75
3	MAT3FV109(2)	Value-Added Course 1: Computational Logic	45	3	3	25	50	75
4	MAT4FV110(1)	Value-Added Course 2: Statistics and Mathematics with R	45	3	3	25	50	75
4	MAT4FV110(2)	Value-Added Course 2: The Mathematical Practices of Medieval Kerala	45	3	3	25	50	75
4	MAT4FS111	Skill Enhancement Course 1 for Double Major pathway: Introduction to Python and Scientific Computing	45	3	3	25	50	75
5	MAT5FS112	Skill Enhancement Course 2: Mathematical Type Setting System – LaTeX (for pathways1 – 4)	45	3	3	25	50	75
6	MAT6FS113 (1)	Skill Enhancement Course 2/3 : Data Science with Python						
6	MAT6FS113 (2)	Skill Enhancement Course 2/3 : Scientific Principles & Practice	45	3	3	25	50	75

COURSE STRUCTURE FOR BATCH A1(B2)

IN PATHWAY 5: DOUBLE MAJOR

A1: 68 credits in Mathematics (Major A)

B1: 68 credits in Major B

A2: 53 credits in Mathematics (Major A)

B2: 53 credits in Major B

The combinations available to the students: (A1 & B2), (B1 & A2)

Note: Unless the batch is specified, the course is for all the students of the class

Semester	Course Code	Course Title	Total Hours	Hours/Week	Credits	Marks		
						Internal	External	Total
1	MAT1CJ 101 / MAT1MN100	Core Course 1 in Major Mathematics – Differential Calculus	60	4	4	30	70	100
		Core Course 1 in Major B	60/ 75	4/ 5	4	30	70	100
	MAT1CJ102 / MAT2CJ102 / MAT6CJ305*	Core Course 2 in Major Mathematics – Elementary Number Theory (for batch A1 only)	60	4	4	30	70	100
	ENG1FA101(2)	Ability Enhancement Course 1 – English	30+30	2+2	2+1	25	50	75
		Ability Enhancement Course 2 – Additional Language	45	3	3	25	50	75
	MAT1FM105(1) <i>Or</i> MAT1FM105(2)	Multi-Disciplinary Course 1 in Mathematics – Matrices and Basics of Probability theory <i>Or</i> Mathematics for Competitive Exams – Part I (for batch A1 only)	45	3	3	25	50	75
		Total		22/ 23	21			525

2	MAT2CJ101 / MAT2MN100	Core Course 3 in Major Mathematics – Integral Calculus	60	4	4	30	70	100
		Core Course 2 in Major B	60/ 75	4/ 5	4	30	70	100
		Core Course 3 in Major B – (for batch B2 only)	60/ 75	4/ 5	4	30	70	100
	ENG2FA103(2)	Ability Enhancement Course 3 – English	30+30	2+2	2+1	25	50	75
		Ability Enhancement Course 4 – Additional Language	45	3	3	25	50	75
	MAT2FM106(1)/ MAT3FM106(1) <i>Or</i> MAT2FM106(2)/ MAT3FM106(2)	Multi-Disciplinary Course 2 in Mathematics – Graph Theory and LPP <i>Or</i> Mathematics for Competitive Exams – Part II	45	3	3	25	50	75
		Total		22 / 24	21			525
3	MAT3CJ201	Core Course 4 in Major Mathematics – Multivariable Calculus.	45+30	3+2	2+2	30	70	100
	MAT3CJ202/ MAT3MN200	Core Course 5 in Major Mathematics – Matrix Algebra	60	4	4	30	70	100
		Core Course 4 in Major B	60/ 75	4/ 5	4	30	70	100
		Core Course 5 in Major B	60/ 75	4/ 5	4	30	70	100
	BBB3FM106 / BBB2FM106	Multi-Disciplinary Course 1 in B	45	3	3	25	50	75

	MAT3FV109(1) <i>Or</i> MAT3FV109(2)	Value-Added Course 1 in Mathematics – History of Mathematics <i>Or</i> Computational Logic (for batch A1 only)	45	3	3	25	50	75
		Total		23 / 25	22			550
4	MAT4CJ203	Core Course 6 in Major Mathematics – Real Analysis - I	45+30	3+2	2+2	30	70	100
		Core Course 6 in Major B	60/ 75	4/ 5	4	30	70	100
	MAT4CJ204	Core Course 7 in Major Mathematics - Basic Linear Algebra (for batch A1 only)	60	4	4	30	70	100
	MAT4FV110(1) <i>or</i> MAT4FV110(2)	Value-Added Course 2 in Mathematics – Statistics and Mathematics with R <i>or</i> The Mathematical Practices of Medieval Kerala	45	3	3	25	50	75
	BBB4FV110	Value-Added Course 1 in B	45	3	3	25	50	75
	MAT4FS111/ MAT5FS111	Skill Enhancement Course 1 in Mathematics – Introduction to Python and Scientific Computing (The contents of this course are part of MAT4CJ205, so classes can be shared if necessary)	45	3	3	25	50	75
		Total		23/ 24	21			525
5	MAT5CJ301	Core Course 8 in Major Mathematics – Real Analysis II	45+30	3+2	2+2	30	70	100
		Core Course 7 in Major B –	60/ 75	4/ 5	4	30	70	100
	MAT5CJ302	Core Course 9 in Major Mathematics - Abstract Algebra I (for batch A1 only)	60	4	4	30	70	100

		Elective Course 1 in Major Mathematics	60	4	4	30	70	100
		Elective Course 1 in Major B	60	4	4	30	70	100
	BBB5FS112 / BBB4FS112	Skill Enhancement Course 1 in B	45	3	3	25	50	75
		Total		24/ 25	23			575
6	MAT6CJ304 / MAT8MN304	Core Course 10 in Major Mathematics – Complex Analysis II	60	4	4	30	70	100
		Core Course 8 in Major B –	60/ 75	4/ 5	4	30	70	100
		Core Course 9 in Major B – (for batch B2 only)	60	4	4	30	70	100
		Elective Course 2 in Major Mathematics	60	4	4	30	70	100
		Elective Course 2 in Major B	60	4	4	30	70	100
	MAT6FS113(1) <i>or</i> MAT6FS113 (2)	Skill Enhancement Course 2 in Mathematics – Data Science with Python <i>or</i> Scientific Principles & Practice (for batch A1 only)	45	3	3	25	50	75
	MAT6CJ349	Internship in Major Mathematics (Credit for internship to be awarded only at the end of Semester 6)	60		2	50	-	50
		Total		24/ 25	25			625
Total Credits for Three Years					133			3325
<p>For batch A1(B2), the course structure in semesters 7 and 8 is the same as for pathways 1 – 4, except that the number of the core and elective courses is in continuation of the number of courses in the two categories completed at the end of semester 6.</p> <p>* The course code of the same course as used for the pathways 1 – 4</p>								

CREDIT DISTRIBUTION FOR BATCH A1 (B2)

IN PATHWAY 5: DOUBLE MAJOR

Semester	Major Courses in Mathematics	General Foundation Courses in Mathematics	Internship/ Project in Mathematics	Major Courses in B	General Foundation Courses in B	AEC	Total
1	4 + 4	3	-	4	-	3 + 3	21
2	4	3	-	4 + 4	-	3 + 3	21
3	4 + 4	3	-	4 + 4	3	-	22
4	4 + 4	3 + 3	-	4	3	-	21
5	4 + 4 + 4	-	-	4 + 4	3	-	23
6	4 + 4	3	2	4 + 4 + 4	-	-	25
Total for Three Years	48	18	2	44	9	12	133
	68			53		12	133
	Major Courses in Mathematics	Minor Courses					
7	4 + 4 + 4 + 4 + 4	-			-	-	20
8	4 + 4 + 4	4 + 4 + 4	12*		-	-	24
* Instead of three Major courses							
Total for Four Years	88 + 12 = 100	12					177

COURSE STRUCTURE FOR BATCH B1(A2)

IN PATHWAY 5: DOUBLE MAJOR

A1: 68 credits in Mathematics (Major A)

B1: 68 credits in Major B

A2: 53 credits in Mathematics (Major A)

B2: 53 credits in Major B

Note: Unless the batch is specified, the course is for all the students of the class

Semester	Course Code	Course Title	Total Hours	Hours/Week	Credits	Marks		
						Internal	External	Total
1	MAT1CJ 101/ MAT1MN100	Core Course 1 in Major Mathematics – Differential Calculus	60	4	4	30	70	100
		Core Course 1 in Major B	60/ 75	4/ 5	4	30	70	100
		Core Course 2 in Major B (for batch B1 only)	60/ 75	4/ 5	4	30	70	100
	ENG1FA101(2)	Ability Enhancement Course 1 – English	60	4	3	25	50	75
		Ability Enhancement Course 2 – Additional Language	45	3	3	25	50	75
	BBB1FM105	Multi-Disciplinary Course 1 in B – (for batch B1 only)	45	3	3	25	50	75
		Total		22 / 24	21			525
2	MAT2CJ101 / MAT2MN100	Core Course 2 in Major Mathematics – Integral Calculus	60	4	4	30	70	100
		Core Course 3 in Major B –	60/ 75	4/ 5	4	30	70	100
	MAT2CJ102 / MAT1CJ102/ MAT6CJ305*	Core Course 3 in Major Mathematics – Elementary Number Theory (for batch A2 only).	60	4	4	30	70	100

	ENG2FA103(2)	Ability Enhancement Course 3 – English	60	4	3	25	50	75	
		Ability Enhancement Course 4 – Additional Language	45	3	3	25	50	75	
	MAT2FM106(1)/ MAT3FM106(1) <i>Or</i> MAT2FM106(2)/ MAT3FM106(2)	Multi-Disciplinary Course 1 in Mathematics – Graph Theory and LPP <i>Or</i> Mathematics for Competitive Exams – Part II	45	3	3	25	50	75	
		Total		24/ 25	21			525	
3	MAT3CJ201	Core Course 4 in Major Mathematics – Multivariable Calculus	45+30	3+2	3+1		30	70	100
	MAT3CJ202/ MAT3MN200	Core Course 5 in Major Mathematics – Matrix Algebra	60	4	4		30	70	100
		Core Course 4 in Major B	60/ 75	4/ 5	4		30	70	100
		Core Course 5 in Major B	60/ 75	4/ 5	4		30	70	100
	BBB3FM106 /BBB2FM106	Multi-Disciplinary Course 2 in B –	45	3	3		25	50	75
	BBB3FV108	Value-Added Course 1 in B – (for batch B1 only)	45	3	3		25	50	75
		Total		23/25	22				550
4	MAT4CJ203	Core Course 6 in Major Mathematics – Real Analysis - I	45+30	3+2	3+1		30	70	100
		Core Course 6 in Major B	60/ 75	4/ 5	4		30	70	100
		Core Course 7 in Major B – (for batch B1 only)	60/ 75	4/ 5	4		30	70	100

	MAT4FV110(1) <i>Or</i> MAT4FV110(2)	Value-Added Course 1 in Mathematics – Statistics and Mathematics with R <i>Or</i> The Mathematical Practices of Medieval Kerala	45	3	3	25	50	75
		Value-Added Course 2 in B –	45	3	3	25	50	75
	MAT4FS111/ MAT5FS111	Skill Enhancement Course 1 in Mathematics – Introduction to Python and Scientific Computing (The contents of this course are part of MAT4CJ205, so classes can be shared if necessary)	45	4	3	25	50	75
		Total		22 / 24	21			525
5	MAT5CJ302	Core Course 7 in Major Mathematics – Abstract Algebra I	60	4	4	30	70	100
		Core Course 8 in Major B –	60/ 75	4/ 5	4	30	70	100
		Core Course 9 in Major B – (for batch B1 only)	60	4	4	30	70	100
		Elective Course 1 in Major Mathematics	60	4	4	30	70	100
		Elective Course 1 in Major B	60	4	4	30	70	100
	BBB5FS112 / BBB4FS112	Skill Enhancement Course 1 in B	45	3	3	25	50	75
		Total		24/ 25	23			575
6	MAT6CJ304 / MAT8MN304	Core Course 8 in Major Mathematics – Complex Analysis II	60	4	4	30	70	100
		Core Course 10 in Major B –	60/ 75	4/ 5	4	30	70	100

MAT6CJ306/ MAT8MN306	Core Course 9 in Major Mathematics – Methods of Differential Equations (for batch A2 only)	60	4	4	30	70	100
	Elective Course 2 in Major Mathematics	60	4	4	30	70	100
	Elective Course 2 in Major B	60	4	4	30	70	100
BBB6FS113	Skill Enhancement Course 2 in B – (for batch B1 only)	45	3	3	25	50	75
BBB6CJ349	Internship in Major B (Credit for internship to be awarded only at the end of Semester 6)	60		2	50	-	50
	Total		24/ 25	25			625
	Total Credits for Three Years			133			3325
<p>To continue to study Mathematics in semesters 7 and 8, batch B1(A2) needs to earn additional 15 credits in Mathematics to make the total credits of 68. If this condition is achieved, and the student of batch B1(A2) proceeds to the next semesters to study Mathematics, then the course structure in semesters 7 and 8 is the same as for pathways 1 – 4, except that the number of the core and elective courses is in continuation of the number of courses in the two categories completed at the end of semester 6, taking into account the number of courses in Mathematics taken online to earn the additional 15 credits.</p>							

CREDIT DISTRIBUTION FOR BATCH B1(A2)

IN PATHWAY 5: DOUBLE MAJOR

Semester	Major Courses in B	General Foundation Courses in B	Internship/Project in B	Major Courses in Mathematics	General Foundation Courses in Mathematics	AEC	Total
1	4 + 4	3	-	4	-	3 + 3	21
2	4	-	-	4 + 4	3	3 + 3	21
3	4 + 4	3 + 3	-	4 + 4	-	-	22
4	4 + 4	3	-	4	3 + 3	-	21
5	4 + 4 + 4	3	-	4 + 4	-	-	23
6	4 + 4	3	2	4 + 4 + 4	-	-	25
Total for Three Years	48	18	2	44	9	12	133
	68			53		12	133
	Major Courses in B	Minor Courses					
7	4 + 4 + 4 + 4 + 4	-			-	-	20
8	4 + 4 + 4	4 + 4 + 4	12*		-	-	24
* Instead of three Major courses							
Total for Four Years	88 + 12 = 100	12					177

EVALUATION SCHEME

1. The evaluation scheme for each course contains two parts: internal evaluation (about 30%) and external evaluation (about 70%). Each of the Major and Minor courses is of 4-credits. It is evaluated for 100 marks, out of which 30 marks are from internal evaluation and 70 marks, from external evaluation. Each of the General Foundation Course is of 3-credits. It is evaluated for 75 marks, out of which 25 marks are from internal evaluation and 50 marks, from external evaluation.

2. The 4-credit courses (Major and Minor courses) are of two types: (i) courses with only theory and (ii) courses with 3-credit theory and 1-credit Practical/Practicum.

In 4-credit courses with only theory component, out of the total 5 modules of the syllabus, one open-ended module with 20% content is designed by the faculty member teaching that course, and it is internally evaluated for 10 marks. The internal evaluation of the remaining 4 theory modules is for 20 marks.

In 4-credit courses with 3-credit theory and 1-credit Practical/Practicum components, out of the total 5 modules of the syllabus, 4 modules are for theory and the fifth module is for Practical/Practicum. The Practical/Practicum component is internally evaluated for 20 marks. The internal evaluation of the 4 theory modules is for 10 marks.

3. All the 3-credit courses (General Foundational Courses) in Mathematics are with only theory component. Out of the total 5 modules of the syllabus, one open-ended module with 20% content is designed by the faculty member teaching that course, and it is internally evaluated for 5 marks. The internal evaluation of the remaining 4 theory modules is for 20 marks.

Sl. No.	Nature of the Course		Internal Evaluation in Marks (About 30% of the Total)		External Exam on 4 Modules (Marks)	Total Marks
			Open-ended Module / Practical/Practicum	On the other 4 Modules		
1	4-credit course	only theory (5 modules)	10	20	70	100
2	4-credit course	Theory (4 modules) + Practical/Practicum	20	10	70	100
3	3-credit course	only theory (5 modules)	5	20	50	75

1. MAJOR AND MINOR COURSES

1.1. INTERNAL EVALUATION OF THEORY COMPONENT

Sl. No.	Components of Internal Evaluation of Theory Part of a Major / Minor Course	Internal Marks for the Theory Part of a Major / Minor Course of 4-credits			
		Theory Only		Theory + Practical/Practicum	
		4 Theory Modules	Open-ended Module	4 Theory Modules	Practical/Practicum
1	Test paper/ Mid-semester Exam	10	4	5	-
2	Seminar/ Viva/ Quiz	6	4	3	-
3	Assignment	4	2	2	-
Total		20	10	10	20*
		30		30	

* Refer the table in section 1.2 for the evaluation of Practical/Practicum component

1.2. EVALUATION OF PRACTICAL/PRACTICUM COMPONENT

The evaluation of Practical/Practicum component in Major and Minor courses is completely by internal evaluation.

- Continuous evaluation of Practical/Practicum by the teacher-in-charge shall carry a weightage of 50%.
- The end-semester Practical/Practicum examination and viva-voce, and the evaluation of Practical/Practicum records shall be conducted by the teacher in-charge and an internal examiner appointed by the Department Council.
- The process of continuous evaluation of Practical/Practicum courses shall be completed before 10 days from the commencement of the end-semester examination.
- Those who passed in continuous evaluation alone will be permitted to appear for the end-semester examination and viva-voce.

The scheme of continuous evaluation and the end-semester examination and viva-voce of Practical/Practicum component shall be as given below:

Sl. No.	Evaluation of Practical/Practicum Component of Credit-1 in a Major / Minor Course	Marks for Practical/Practicum	Weightage
1	Continuous evaluation of Practical/Practicum/exercise performed in Practical/Practicum classes by the students	10	50%
2	End-semester examination and viva-voce to be conducted by teacher-in-charge along with an additional examiner arranged internally by the Department Council	7	35%
3	Evaluation of the Practical/Practicum records submitted for the end semester viva-voce examination by the teacher-in-charge and additional examiner	3	15%
Total Marks		20	

1.3. EXTERNAL EVALUATION OF THEORY COMPONENT

External evaluation carries 70% marks. Examinations will be conducted at the end of each semester. Individual questions are evaluated in marks and the total marks are converted into grades by the University based on 10-point grading system (refer section 5).

PATTERN OF QUESTION PAPER FOR MAJOR AND MINOR COURSES

Duration	Type	Total No. of Questions	No. of Questions to be Answered	Marks for Each Question	Ceiling of Marks
2 Hours	Short Answer	10	8 – 10	3	24
	Paragraph/ Problem	8	6 – 8	6	36
	Essay	2	1	10	10
Total Marks					70

2. INTERNSHIP

- All students should undergo Internship of 2-credits during the first six semesters in Research Institutions, Universities, Firms, Industry or Organizations, or training in labs with faculty and researchers of their own institution or other Higher Educational Institutions (HEIs) or research institutions.
- Internship can be for enhancing the employability of the student or for developing the research aptitude.
- Internship can involve hands-on training on a particular skill/ equipment/ software. It can be a short project on a specific problem or area. Attending seminars or workshops related to an area of learning or skill can be a component of Internship.

A faculty member/ scientist/ instructor of the respective institution, where the student does the Internship, should be the supervisor of the Internship

2.1. GUIDELINES FOR INTERNSHIP

1. Internship can be in Mathematics or allied disciplines.
2. There should be minimum 60 hrs. of engagement from the student in the Internship.
3. Summer vacations and other holidays can be used for completing the Internship.
4. In B.Sc. Mathematics Honours programme, institute/ industry visit or study tour is a requirement for the completion of Internship. Visit to minimum one national research institute, research laboratory and place of scientific importance should be part of the study tour. A brief report of the study tour has to be submitted with photos and analysis.
5. The students should make regular and detailed entries in to a personal log book through the period of Internship. The log book will be a record of the progress of the Internship and the time spent on the work, and it will be useful in writing the final report. It may contain mathematical results, ideas, expressions, experimental conditions, rough work and

calculation, computer file names etc. All entries should be dated. The Internship supervisor should periodically examine and countersign the log book.

6. The log book and the typed report must be submitted at the end of the Internship.
7. The institution at which the Internship will be carried out should be prior-approved by the Department Council of the college where the student has enrolled for the UG Honours programme.

INTERNSHIP REPORT FORMAT

The report must be typed in LaTeX format and should contain a maximum of 15-20 pages. The report consists of the following information in this order:

1. Title Page
2. Declaration
3. Acknowledgement
- 4.. Certificate by Supervisor
5. Table of Contents
6. Introduction
7. Internship Work Description
8. Skills and Knowledge Gained
9. Annexures (Optional)

Internship/ Project Logbook Format

1. Title page

2.

Date	Description of the daily activity	Number of Hours	Signature of the Supervisor

2.2. VALUATION OF INTERNSHIP

- The evaluation of Internship shall be done internally through continuous assessment mode by a committee internally constituted by the Department Council of the college where the student has enrolled for the UG Honours programme.
- The credits and marks for the Internship will be awarded only at the end of semester 6.
- The scheme of continuous evaluation and the end-semester viva-voce examination based on the submitted report shall be as given below:

Sl. No.	Components of Evaluation of Internship		Marks for Internship 2 Credits	Weightage
1	Continuous evaluation of internship through interim presentations and reports by the committee internally constituted by the Department Council	Acquisition of skill set	10	40%
2		Interim Presentation and Viva-voce	5	
3		Punctuality and Log Book	5	
4	Report of Institute Visit/ Study Tour		5	10%
5	End-semester viva-voce examination to be conducted by the committee internally constituted by the Department Council	Quality of the work	6	35%
6		Presentation of the work	5	
7		Viva-voce	6	
8	Evaluation of the day-to-day records, the report of internship supervisor, and final report submitted for the end semester viva-voce examination before the committee internally constituted by the Department Council		8	15%
	Total Marks		50	

3. PROJECT

3.1. PROJECT IN HONOURS PROGRAMME

- In Honours programme, the student has the option to do a Project of 12-credits instead of three Core Courses in Major in semester 8.
- The Project can be done in the same institution/ any other higher educational institution (HEI)/ research centre/ training centre.
- The Project in Honours programme can be a short research work or an extended internship or a skill-based training programme.
- A faculty member of the respective institution, where the student does the Project, should be the supervisor of the Project.

3.2. PROJECT IN HONOURS WITH RESEARCH PROGRAMME

- Students who secure 75% marks and above (equivalently, CGPA 7.5 and above) cumulatively in the first six semesters are eligible to get selected to Honours with Research stream in the fourth year.
- A relaxation of 5% in marks (equivalently, a relaxation of 0.5 grade in CGPA) is allowed for those belonging to SC/ ST/ OBC (non-creamy layer)/ Differently-Abled/ Economically Weaker Section (EWS)/ other categories of candidates as per the decision of the UGC from time to time.
- In Honours with Research programme, the student has to do a mandatory Research Project of 12-credits instead of three Core Courses in Major in semester 8.
- The approved research centres of University of Calicut or any other university/ HEI can offer the Honours with Research programme. The departments in the affiliated colleges under University of Calicut, which are not the approved research centres of the University, should get prior approval from the University to offer the Honours with Research programme. Such departments should have minimum two faculty members with Ph.D., and they should also have the necessary infrastructure to offer Honours with Research programme.
- A faculty member of the University/ College with a Ph.D. degree can supervise the research project of the students who have enrolled for Honours with Research. One such faculty member can supervise maximum five students in Honours with Research stream.

The maximum intake of the department for Honours with Research programme is fixed by the department based on the number of faculty members eligible for project supervision, and other academic, research, and infrastructural facilities available.

- If a greater number of eligible students are opting for the Honours with Research programme than the number of available seats, then the allotment shall be based on the existing rules of reservations and merits.

3.3. GUIDELINES FOR THE PROJECT IN HONOURS PROGRAMME

AND HONOURS WITH RESEARCH PROGRAMME

1. Project can be in Mathematics or allied disciplines.
2. Project should be done individually.

3. Project work can be of theoretical/ experimental /computational in nature.
4. There should be minimum 360 hrs. of engagement from the student in the Project work in Honours programme as well as in Honours with Research programme.
5. There should be minimum 13 hrs./week of engagement (the hours corresponding to the three core courses in Major in semester 8) from the teacher in the guidance of the Project(s) in Honours programme and Honours with Research programme.
6. The various steps in project works are the following:

- Wide review of a topic.
- Investigation on a problem in a systematic way using appropriate techniques.
- Systematic recording of the work.
- Reporting the results with interpretation in a standard documented form.

Presenting the results before the examiners.

7. During the Project the students should make regular and detailed entries in to a personal log book through the period of investigation. The log book will be a record of the progress of the Project and the time spent on the work, and it will be useful in writing the final report. It may contain mathematical models and results, ideas, mathematical expressions, rough work and calculation, computer file names etc. All entries should be dated. The Project supervisor should periodically examine and countersign the log book.

8. The log book and the typed report must be submitted at the end of the Project. A copy of the report should be kept for reference at the department. A soft copy of the report too should be submitted, to be sent to the external examiner in advance.

9. It is desirable, but not mandatory, to publish the results of the Project in a peer reviewed journal.

10. The project report shall have an undertaking from the student and a certificate from the research supervisor for originality of the work, stating that there is no plagiarism, and that the work has not been submitted for the award of any other degree/diploma in the same institution or any other institution.

11. The project proposal, institution at which the project is being carried out, and the project supervisor should be prior-approved by the Department Council of the college where the student has enrolled for the UG Honours programme.

PROJECT REPORT FORMAT

The report must be typed in LaTeX format and should contain a maximum of 25-30 pages (45-50 pages in honours with research programme). The report consists of the following information in this order:

1. Title Page, 2. Declaration, 3. Acknowledgement, 4. Certificate by Supervisor

5. Table of Contents

Chapter 2: Preliminaries

Chapter 3:

.....

5. Conclusion

6. Bibliography

3.4. EVALUATION OF PROJECT

- The evaluation of Project will be conducted at the end of the eighth semester by both internal and external modes.
- The Project in Honours programme as well as that in Honours with Research programme will be evaluated for 300 marks. Out of this, 90 marks are from internal evaluation and 210 marks, from external evaluation.
- The internal evaluation of the Project work shall be done through continuous assessment mode by a committee internally constituted by the Department Council of the college where the student has enrolled for the UG Honours programme. 30% of the weightage shall be given through this mode.
- The remaining 70% shall be awarded by the external examiner appointed by the University.
- The scheme of continuous evaluation and the end-semester viva-voce of the Project shall be as given below:

Sl. No	Components of Evaluation of Project	Marks for the Project (Honours/ Honours with Research)	Weightage
1	Continuous evaluation of project work through interim presentations and reports by the committee internally constituted by the Department Council	90	30%
2	End-semester viva-voce examination to be conducted by the external examiner appointed by the university	150	50%
3	Evaluation of the day-to-day records and project report submitted for the end-semester viva-voce examination conducted by the external examiner	60	20%
	Total Marks	300	

INTERNAL EVALUATION OF PROJECT

Sl. No	Components of Evaluation of Project	Marks for the Project (Honours/ Honours with Research)
1	Skill in doing project work	30
2	Interim Presentation and Viva-Voce	20
3	Punctuality and Log book	20
4	Scheme/ Organization of Project Report	20
Total Marks		90

EXTERNAL EVALUATION OF PROJECT

Sl. No	Components of Evaluation of Project	Marks for the Project (Honours/ Honours with Research) 12 credits
1	Content and relevance of the Project, Methodology, Quality of analysis, and Innovations of Research	50
2	Presentation of the Project	50
3	Project Report (typed copy), Log Book and References	60
4	Viva-Voce	50
Total Marks		210

4. GENERAL FOUNDATION COURSES

All the General Foundation Courses (3-credits) in Mathematics are with only theory component.

4.1. INTERNAL EVALUATION

Sl. No.	Components of Internal Evaluation of a General Foundation Course in Mathematics	Internal Marks of a General Foundation Course of 3-credits in Mathematics	
		4 Theory Modules	Open-ended Module
1	Test paper/ Mid-semester Exam	10	2
2	Seminar/ Viva/ Quiz	6	2
3	Assignment	4	1
Total		20	5
		25	

4.2. EXTERNAL EVALUATION

External evaluation carries about 70% marks. Examinations will be conducted at the end of each semester. Individual questions are evaluated in marks and the total marks are converted into grades by the University based on 10-point grading system (refer section 5)

PATTERN OF QUESTION PAPER FOR GENERAL FOUNDATION COURSES

Duration	Type	Total No. of Questions	No. of Questions to be Answered	Marks for Each Question	Ceiling of Marks
1.5 Hours	Short Answer	10	8 – 10	2	16
	Paragraph/ Problem	5	4 – 5	6	24
	Essay	2	1	10	10
Total Marks					50

5. LETTER GRADES AND GRADE POINTS

- Mark system is followed for evaluating each question.
- For each course in the semester letter grade and grade point are introduced in 10-point indirect grading system as per guidelines given below.
- The Semester Grade Point Average (SGPA) is computed from the grades as a measure of the student's performance in a given semester.
- The Cumulative GPA (CGPA) is based on the grades in all courses taken after joining the programme of study.
- Only the weighted grade point based on marks obtained shall be displayed on the grade card issued to the students.

LETTER GRADES AND GRADE POINTS

Sl. No.	Percentage of Marks (Internal & External Put Together)	Description	Letter Grade	Grade Point	Range of Grade Points	Class
1	95% and above	Outstanding	O	10	9.50 – 10	First Class with Distinction
2	Above 85% and below 95%	Excellent	A+	9	8.50 – 9.49	
3	75% to below 85%	Very Good	A	8	7.50 – 8.49	
4	65% to below 75%	Good	B+	7	6.50 – 7.49	First Class
5	55% to below 65%	Above Average	B	6	5.50 – 6.49	
6	45% to below 55%	Average	C	5	4.50 – 5.49	Second Class
7	35% to below 45% aggregate (internal and external put together) with a minimum of 30% in external valuation	Pass	P	4	3.50 – 4.49	Third Class
8	Below an aggregate of 35% or below 30% in external evaluation	Fail	F	0	0 – 3.49	Fail
9	Not attending the examination	Absent	Ab	0	0	Fail

- When students take audit courses, they will be given Pass (P) or Fail (F) grade without any credits.
- The successful completion of all the courses and capstone components prescribed for the three-year or four-year programme with 'P' grade shall be the minimum requirement for the award of UG Degree or UG Degree Honours or UG Degree Honours with Research, as the case may be.

5.1. COMPUTATION OF SGPA AND CGPA

- The following method shall be used to compute the Semester Grade Point Average (SGPA):

The SGPA equals the product of the number of credits (C_i) with the grade points (G_i) scored by a student in each course in a semester, summed over all the courses taken by a student in the semester, and then divided by the total number of credits of all the courses taken by the student in the semester,

$$\text{i.e. SGPA } (S_i) = \frac{\sum_i (C_i \times G_i)}{\sum_i (C_i)}$$

where C_i is the number of credits of the i^{th} course and G_i is the grade point scored by the student in the i^{th} course in the given semester. Credit Point of a course is the value obtained by multiplying the credit (C_i) of the course by the grade point (G_i) of the course.

ILLUSTRATION – COMPUTATION OF SGPA

Semester	Course	Credit	Letter Grade	Grade point	Credit Point (Credit x Grade)
I	Course 1	3	A	8	3 x 8 = 24
I	Course 2	4	B+	7	4 x 7 = 28
I	Course 3	3	B	6	3 x 6 = 18
I	Course 4	3	O	10	3 x 10 = 30
I	Course 5	3	C	5	3 x 5 = 15
I	Course 6	4	B	6	4 x 6 = 24
	Total	20			139
	SGPA				139/20 = 6.950

The Cumulative Grade Point Average (CGPA) of the student shall be calculated at the end of a programme. The CGPA of a student determines the overall academic level of the student in a programme and is the criterion for ranking the students.

CGPA for the three-year programme in CUFYUGP shall be calculated by the following formula.

CGPA for the four-year programme in CUFYUGP shall be calculated by the following formula.

- The SGPA and CGPA shall be rounded off to three decimal points and reported in the transcripts.
- Based on the above letter grades, grade points, SGPA and CGPA, the University shall issue the transcript for each semester and a consolidated transcript indicating the performance in all semesters.

MAJOR CORE COURSES

Programme	B. Sc. Mathematics Honours			
Course Code	MAT1CJ101 / MAT1MN100			
Course Title	DIFFERENTIAL CALCULUS			
Type of Course	Major			
Semester	I			
Academic Level	100-199			
Course Details	Credit	Lecture/Tutorial per week	Practical per week	Total Hours
	4	4	-	60
Pre-requisites	Basic knowledge of Sets, Relations and Functions, School Level Algebra and Real Numbers (0-99 level).			
Course Summary	The course covers fundamental concepts in calculus, including functions, shifting of graphs, limits, continuity, differentiation, extreme values, the Mean Value Theorem, graphing with derivatives, and limits at infinity with asymptotes. Students learn techniques for evaluating limits, finding extrema, and graphing functions using derivatives, preparing them for further studies in calculus and related fields.			

Course Outcomes (CO):

CO	CO Statement	Cognitive Level*	Knowledge Category#	Evaluation Tools used
CO1	Analyse a function for its limits, continuity and differentiability and evaluate limits and derivatives.	An	F	Internal Exam/Assignment /Seminar/Viva/ End Sem Exam
CO2	Apply first and second derivatives and related theorems to find extrema of functions.	Ap	F	Internal Exam/Assignment /Seminar/Viva/ End Sem Exam
CO3	Sketch the graph of functions by analysing critical points and asymptotes	An	F	Internal Exam/Assignment /Seminar/Viva/ End Sem Exam
* - Remember (R), Understand (U), Apply (Ap), Analyse (An), Evaluate (E), Create (C) # - Factual Knowledge (F), Conceptual Knowledge (C), Procedural Knowledge (P), Metacognitive Knowledge (M)				

Detailed Syllabus:

Textbook		Calculus and Analytic Geometry, 9 th Edition, George B. Thomas, Jr. Ross L. Finney, Pearson Publications, 2010, ISBN: 978-8174906168.		
Module	Unit	Content	Hrs	Marks
			(48+12)	Ext: 70
I	Module I		12	Min.15
	1	Preliminaries: Section 3 - Functions		
	2	Preliminaries: Section 4 - Shifting Graphs.		
	3	Section 1.1-Rates of Change and Limits - Limits of Function Values onwards.		
	4	Section 1.2 - Rules for Finding Limits. Topics up to and including Example 3.		
	5	Section 1.2 - Rules for Finding Limits. Rest of the section.		
	6	Section 1.4- Extensions of the Limit Concept. Topics up to and including Example 6.		
II	Module II		15	Min.15
	7	Section 1.5 - Continuity.		
	8	Section 2.1 - The Derivative of a Function (The topic Graphing f' from estimated values is optional).		
	9	Section 2.2 - Differentiation Rules.		
	10	Section 2.3 - Rates of Change. Topics up to and including Example 5.		
	11	Section 2.5 - The Chain Rule. Topics up to and including Example 6.		
III	Module III		11	Min.15
	13	Section 3.1 - Extreme Values of Functions. Topics up to Finding Extrema.		
	14	Section 3.1 - Extreme Values of Functions- Topics from Finding Extrema onwards.		
	15	Section 3.2 - The Mean Value Theorem -Topics up to and including Example 4. (Proof of Theorem 3 is optional).		
	16	Section 3.2 - The Mean Value Theorem- Increasing Functions and Decreasing Functions		

	17	Section 3.3 - The First Derivative Test for Local Extreme Values.		
IV	Module IV		10	Min.15
	18	Section 3.4 - Graphing with y' and y'' - Topics up to and including Example 5.		
	19	Section 3.4 - Graphing with y' and y'' - Topics from The Second Derivative Test for Local Extreme Values onwards.		
	20	Section 3.5 - Limits as $x \rightarrow \pm\infty$, Asymptotes and Dominant Terms. - Topics up to and including Summary for Rational Functions.		
	21	Section 3.5 - Limits as $x \rightarrow \pm\infty$, Asymptotes and Dominant Terms- Topics from Horizontal and Vertical Asymptotes up to and including Example 12.		
	22	Section 3.5 - Limits as $x \rightarrow \pm\infty$, Asymptotes and Dominant Terms-Topics from Graphing with Asymptotes and Dominant Terms onwards.		
V	Module V (Open Ended)		12	
	Trigonometric Functions, Tangent Values and Formal Definitions of Limits, Derivatives of Trigonometric Functions, Power Rule of Differentiation for rational powers, Optimization, Linearization and Differentials.			
References				
<ol style="list-style-type: none"> Howard Anton, Biven, & Stephen Davis, Calculus, 7th Ed., Wiley India Erwin Kreyszig, Advanced Engineering Mathematics, 10th Ed, John Wiley & Sons. Robert T Smith and Roland B Minton, Calculus, 4th Ed. McGraw-Hill Companies Soo T Tan, Calculus, 9th Ed. Brooks/Cole Pub Co. Tom M. Apostol, Calculus, Vol 1: One Variable Calculus with an Introduction to Linear Algebra, 2nd Ed, John Wiley & Sons. Michael Van Biezen Calculus Lectures: https://youtu.be/YZYxPclo2rg?si=qKct6ty8m5dBR4DG 				

***Optional topics are exempted for end semester examination**

****70 external marks are distributed over the first four modules subjected to a minimum of 15 marks from each module.**

Mapping of COs with PSOs and POs :

	PSO1	PSO2	PSO3	PSO4	PO1	PO2	PO3	PO4	PO5	PO6	PO7
CO 1	3	2	2	1	3	0	2	1	3	0	1
CO 2	2	3	2	1	3	0	2	1	3	0	1
CO 3	2	3	2	1	3	0	2	2	3	0	1

Correlation Levels:

Level	Correlation
-	Nil
1	Slightly / Low
2	Moderate / Medium
3	Substantial / High

Assessment Rubrics:

- Assignment/ Seminar
- Internal Exam
- Viva
- Final Exam (70%)

Mapping of COs to Assessment Rubrics:

	Internal Exam	Assignment	Seminar	Viva	End Semester Examinations
CO 1	✓	✓	✓	✓	✓
CO 2	✓	✓	✓	✓	✓
CO 3	✓	✓	✓	✓	✓

Programme	BSc Mathematics Honours			
Course Code	MAT2CJ101 / MAT2MN100			
Course Title	INTEGRAL CALCULUS			
Type of Course	Major			
Semester	II			
Academic Level	100-199			
Course Details	Credit	Lecture/Tutorial per week	Practical per week	Total Hours
	4	4	-	60
Pre-requisites	Basic knowledge of Functions, Limits, Continuity and Differentiation (MAT1CJ101 - Differential Calculus).			
Course Summary	The course provides a comprehensive exploration of integral calculus, covering techniques such as indefinite integrals, Riemann sums, definite integrals, properties of integrals, the Fundamental Theorem, L'Hopital's Rule, basic integration formulas, and applications in finding areas between curves, volumes of solids, lengths of plane curves, and areas of surfaces of revolution. Through these topics, students gain proficiency in solving a wide range of mathematical problems involving integration and its applications in various fields.			

Course Outcomes (CO):

CO	CO Statement	Cognitive Level*	Knowledge Category#	Evaluation Tools used
CO1	Solve indefinite and definite integrals of functions.	Ap	F	Internal Exam/Assignment /Seminar/Viva/ End Sem Exam
CO2	Learn logarithmic, exponential, inverse trigonometric functions and to evaluate derivatives and integrals of the above transcendental functions and use it for computations of other limits	U	F	Internal Exam/Assignment /Seminar/Viva/ End Sem Exam
CO3	Apply integration formulas to find the area between two curves, the surface area and volume of a solid of revolution.	Ap	F	Internal Exam/Assignment /Seminar/Viva/ End Sem Exam
* - Remember (R), Understand (U), Apply (Ap), Analyse (An), Evaluate (E), Create (C) # - Factual Knowledge(F) Conceptual Knowledge (C) Procedural Knowledge (P) Metacognitive Knowledge (M)				

Detailed Syllabus:

Textbook				
Calculus and Analytic Geometry, 9th Edition, George B. Thomas, Jr. Ross L. Finney, Pearson Publications, 2010, ISBN: 978-8174906168.				
Module	Unit	Content	Hrs (48+12)	Marks
				Ext: 70
Module I				
I	1	Section 4.1 - Indefinite Integrals.	14	Min.15
	2	Section 4.3 - Integration by Substitution - Running the Chain Rule Backward.		
	3	Section 4.5 - Riemann Sums and Definite Integrals. (Example 9 is optional.)		
	4	Section 4.6 - Properties, Area, and the Mean Value Theorem - Topics up to and including Example 6.		
	5	Section 4.6 - Properties, Area, and the Mean Value Theorem- Topics from The Average Value of an Arbitrary Continuous Function onwards.		
Module II				
II	6	Section 4.7 – The Fundamental Theorem (Example 6 is optional).	11	Min.15
	7	Section 4.8 - Substitution in Definite Integrals.		
	8	Section 6.2 - Natural Logarithms- Topics up to and including The Graph and Range of $\ln x$.		
	9	Section 6.2 - Natural Logarithms. -Topics from Logarithmic Differentiation onwards.		
	10	Section 6.3 - The Exponential Function- Topics up to and including Example 4.		
	11	Section 6.3 - The Exponential Function- Topics from The Derivative and Integral of e^x onwards.		
Module III				
III	12	Section 6.6 - L' Hopital's Rule	12	Min.15
	13	Section 6.9 - Derivatives of Inverse Trigonometric Functions; Integrals.		
	14	Section 7.1 - Basic Integration Formulas.		
	15	Section 7.2 - Integration by Parts		
	16	Section 7.3 Partial Fractions.		
Module IV				
IV	17	Section 5.1 - Areas Between Curves. - Topics up to and including Example 2.	11	Min.15

	18	Section 5.1 - Areas Between Curves- Topics from Boundaries with Changing Formulas		
	19	Section 5.2 - Finding Volumes by Slicing. (Example 2 may be done as open ended).		
	20	Section 5.3 - Volumes of Solids of Revolution- Disks and Washers - Topics up to and including Example 4.		
	21	Section 5.5 - Lengths of Plane Curves. - Topics up to and including Example 2.		
	22	Section 5.6 - Areas of Surfaces of Revolution- Topics up to and including Example 2.		
	Module V (Open Ended)			
V	Inverse Functions and their Derivatives, a^x and $\log_a x$, Inverse Trigonometric Functions and their derivatives, Hyperbolic Functions, Integrals and their derivatives, Integration using trigonometric substitutions, Moments and Center of Mass.		12	
References				
<ol style="list-style-type: none"> 1. Howard Anton, Biven, & Stephen Davis, Calculus, 7th Ed., Wiley India 2. Erwin Kreyszig, Advanced Engineering Mathematics, 10th Ed, John Wiley & Sons. 3. Robert T Smith and Roland B Minton, Calculus, 4th Ed. McGraw-Hill Companies 4. Soo T Tan, Calculus, 9th Ed. Brooks/Cole Pub Co. 5. Tom M. Apostol, Calculus, Vol 1: One Variable Calculus with an Introduction to Linear Algebra, 2nd Ed, John Wiley & Sons. 6. Michael Van Biezen Calculus Lectures: https://youtu.be/YZYxPclo2rg?si=qKCt6ty8m5dBR4DG 				

***Optional topics are exempted for end semester examination**

****70 external marks are distributed over the first four modules subjected to a minimum of 15 marks from each module.**

Mapping of COs with PSOs and POs:

	PSO1	PSO2	PSO3	PSO4	PO1	PO2	PO3	PO4	PO5	PO6	PO7
CO 1	3	2	2	1	3	0	3	1	3	0	1
CO 2	2	3	2	1	3	0	3	1	3	0	1
CO 3	2	3	2	1	3	0	3	2	3	0	2

Correlation Levels:

Level	Correlation
-	Nil
1	Slightly / Low
2	Moderate / Medium
3	Substantial / High

Assessment Rubrics:

- Assignment/ Seminar
- Internal Exam
- Viva
- Final Exam (70%)

Mapping of COs to Assessment Rubrics:

	Internal Exam	Assignment	Seminar	Viva	End Semester Examinations
CO 1	✓	✓	✓	✓	✓
CO 2	✓	✓	✓	✓	✓
CO 3	✓	✓	✓	✓	✓

Programme	B.Sc. Mathematics Honours			
Course Code	MAT3CJ201			
Course Title	MULTIVARIABLE CALCULUS			
Type of Course	Major			
Semester	III			
Academic Level	200-299			
Course Details	Credit	Lecture/ Tutorial per week	Practical per week	Total Hours
	4	3	2	75
Pre-requisites	Basic knowledge of vectors, dot product, cross product, triple products, lines and planes in 3-dimensional space			
Course Summary	Multivariable Calculus takes the concepts learned in the single variable calculus course and extends them to multiple dimensions. Topics discussed include: Parameterizations of Plane Curves, Polar Coordinates, Lines and Planes in Space, Cylinders and Quadric Surfaces, Cylindrical and Spherical Coordinates, functions of many variables, limit, continuity, differentiation, and integration of vector-valued functions; application of vector-valued functions limits, and derivatives of multivariable functions, tangent planes and normal lines of surfaces, applying double and triple integrals to multivariable functions to find area, volume, surface area, vector fields, finding curl and divergence of vector fields; line integrals; Green's Theorem; parametric surfaces, including normal vectors, tangent planes, and areas; orientation of a surface; Divergence Theorem; and Stokes's Theorem.			

Course Outcomes (CO):

CO	CO Statement	Cognitive Level*	Knowledge Category#	Evaluation Tools used
CO1	Describe various coordinate systems—Cartesian, polar, cylindrical, and spherical—to represent, analyse, and interpret geometric figures and spatial relationships.	Ap	C	Internal Examination/ Assignment/ End Sem examination
CO2	Compute and apply limits, partial derivatives, and multiple integrals for functions of several variables to solve complex mathematical and real-world problems.	Ap	C	Internal Examination/Seminar/ Assignment/ Report/ End Sem examination
CO3	Apply advanced integration techniques and vector calculus principles to evaluate integrals in various coordinate systems and analyse vector fields and their applications in physics and engineering.	An	C	Internal Examination/Seminar/ Assignment/ Report/ End Sem examination
* - Remember (R), Understand (U), Apply (Ap), Analyse (An), Evaluate (E), Create (C) # - Factual Knowledge(F) Conceptual Knowledge (C) Procedural Knowledge (P) Metacognitive Knowledge (M)				

Detailed Syllabus:

Textbook	Calculus and Analytic Geometry, 9th Edition, George B. Thomas, Jr. Ross L. Finney, Pearson Publications, 2010, ISBN: 978-8174906168.			
Module	Unit	Content	Hrs (45+ 30)	
I	Module I			10
	1	Section 9.4: Parameterizations of Plane Curves Topics up to and including Example 7		
	2	Section 9.6: Polar Coordinates Definition of Polar Coordinates, Negative Values of r, Elementary Coordinate Equations and Inequalities, Cartesian Versus Polar Coordinates.		
	3	Section 10.5: Lines and Planes in Space Lines and Line Segments in Space, The Distance from a Point to a Line in Space, Equations for Planes in Space, Angles Between Planes; Lines of Intersection.		
	4	Section 10.6: Cylinders and Quadric Surfaces Cylinders, Drawing Lesson, Quadric Surfaces, Drawing Lesson.		
	5	Section 10.7: Cylindrical and Spherical Coordinates Cylindrical Coordinates, Spherical Coordinates		
II	Module II			12
	6	Section 12.1: Functions of Several Variables Functions and Variables, Graphs and Level Curves of Functions of Two Variables, Contour Lines, Level Surfaces of Functions of Three Variables.		
	7	Section 12.2: Limits and Continuity Limits, Continuity, Functions of More Than Two Variables.		
	8	Section 12.3: Partial Derivatives Definitions and Notation, Calculations, Functions of More Than Two Variables, The Relationship Between Continuity and the Existence of Partial Derivatives, Second Order Partial Derivatives, Euler's Theorem, Partial Derivatives of Still Higher Order.		
	9	Section 12.4: Differentiability, Linearization, and Differentials		

		Differentiability, How to Linearize a Function of Two Variables, How Accurate is the Standard Linear Approximation? Predicting Change with Differentials (Topics up to and including Example 7)	
	10	Section 12.5: The Chain Rule The Chain Rule for Functions of Two Variables (Proof of Theorem 5 is optional), The Chain Rule for Functions of Three Variables, The Chain Rule for Functions Defined on Surfaces, Implicit Differentiation, Remembering the Different Forms of the Chain Rule, The Chain Rule for Functions of Many Variables.	
	Module III		
III	11	Section 12.7: Directional Derivatives, Gradient Vectors, and Tangent Planes Directional Derivatives in the Plane, Geometric Interpretation of the Directional Derivative, Calculation, Properties of Directional Derivatives, Gradients and Tangent to Level Curves, Functions of Three Variables.	11
	12	Section 12.7: Directional Derivatives, Gradient Vectors, and Tangent Planes Equations for Tangent Planes and Normal Lines, Planes Tangent to a Surface $z=f(x,y)$, Algebra Rules for Gradients.	
	13	Section 12.8: Extreme Values and Saddle points The Derivative Tests.	
	14	Section 12.8: Extreme Values and Saddle points Absolute Maxima and Minima on Closed Bounded Regions, Conclusion.	
	15	Section 12.9: Lagrange Multipliers Constrained Maxima and Minima, The Method of Lagrange Multipliers (Theorem 9 and Corollary of Theorem 9 are optional).	
	16	Section 12.9: Lagrange Multipliers Lagrange Multipliers with Two Constraints.	
	Module IV		
IV	17	Section 13.1: Double Integrals, Double Integrals over Rectangles, Properties of Double Integrals, Double Integrals as Volumes, Fubini's Theorem for Calculating Double Integrals.	12
	18	Section 13.1: Double Integrals	

		Double Integrals over Bounded Nonrectangular Regions, Finding the Limits of Integration.	
	19	Section 13.2: Areas, Moments and Centers of Mass Areas of Bounded Regions in the Plane, Average Value.	
	20	Section 13.3: Double Integrals in Polar Form Integrals in Polar Coordinates, Limits of Integration, Changing Cartesian Integrals into Polar Integrals.	
	21	Section 13.4: Triple Integrals in Rectangular Coordinates Triple Integrals, Properties of Triple Integrals, Volume of a Region in Space, Evaluation.	
	22	Section 13.4: Triple Integrals in Rectangular Coordinates Average Value of a Function in Space.	
	Practicum		
V	Triple Integrals in Cylindrical Coordinates, Spherical coordinates Substitution in Multiple Integrals Vector Valued Functions and Space Curves Line Integrals Vector Fields, Work, Circulation and Flux Path Independence, Potential Functions and Conservative Fields. Green's Theorem in the Plane (Proof is Optional) Surface area and surface integrals Parametrized surfaces Stoke's theorem (Proof is optional) The Divergence theorem (Proof is Optional)		30
References:			
1. Anton, Bivens & Davis : Calculus Early Transcendentals (10/e) John Wiley & Sons, Inc.(2012) ISBN: 9780470647691 2. Arnold Ostebee & Paul Zorn: Multivariable Calculus (2/e) W. H. Freeman Custom Publishing, N.Y.(2008)ISBN: 9781429230339 3. James Stewart : Calculus (8/e) Brooks/Cole Cengage Learning(2016) ISBN:9781285740621 4. Jerrold E. Marsden & Anthony Tromba :Vector Calculus (6/e) W. H. Freeman and Company ,New York(2012) ISBN: 9781429215084 5. Joel Hass, Christopher Heil & Maurice D. Weir : Thomas' Calculus (14/e) Pearson(2018) ISBN 0134438981 6. Jon Rogawski: Multivariable Calculus Early Transcendentals (2/e) W. H. Freeman and Company (2012) ISBN: 1429231874			

7. Robert A Adams & Christopher Essex : Calculus: A complete Course (8/e) Pearson Education Canada (2013) ISBN: 032187742X
8. William Wade: An Introduction to Analysis, (4/e) Pearson Education

***Optional topics are exempted for end semester examination **70 external marks are distributed over the first four modules subjected to a minimum of 15 marks from each module.**

Mapping of COs with PSOs and POs :

	PSO1	PSO2	PSO3	PSO4	PO1	PO2	PO3	PO4	PO5	PO6	PO7
CO 1	3	3	3	3	3	2	1	1	1	1	3
CO 2	3	2	2	2	3	2	1	-	3	-	1
CO 3	3	2	1	1	3	2	1	1	1	-	1

Correlation Levels:

Level	Correlation
-	Nil
1	Slightly / Low
2	Moderate / Medium
3	Substantial / High

Assessment Rubrics:

- Assignment/ Seminar
- Internal Exam
- Report
- Final Exam (70%)

Mapping of COs to Assessment Rubrics :

	Internal Exam	Assignment	Seminar	Report	End Semester Examinations
CO 1	√	√			√
CO 2	√		√	√	√
CO 3	√		√	√	√

Programme	BSc Mathematics Honours			
Course Code	MAT3CJ202 / MAT3MN200			
Course Title	MATRIX ALGEBRA			
Type of Course	Major			
Semester	III			
Academic Level	200 – 299			
Course Details	Credit	Lecture/Tutorial per week	Practicum per week	Total Hours
	4	4	-	60
Pre-requisites	1. System of linear equations and their solution sets. 2. Euclidean Spaces and their algebraic and geometric properties.			
Course Summary	This course covers matrix theory and linear algebra, emphasizing topics useful in many other disciplines. It begins with the study of systems of linear equations and the properties of matrices. Emphasis is given to topics including systems of equations, vector spaces, linear dependence and independence, dimension, linear transformations, eigenvalues and diagonalization.			

Course Outcomes (CO):

CO	CO Statement	Cognitive Level*	Knowledge Category#	Evaluation Tools used
CO1	Understand row reductions and echelon forms of a matrix and their uses in solving a linear system.	U	C	Internal Exam/Assignment/Seminar/Viva/ End Sem Exam
CO2	Define and compute eigen values and eigen vectors of a square matrix.	An	P	Internal Exam/Assignment/Seminar/Viva/ End Sem Exam
CO3	Interpret Linear Transformations using matrices and visualize geometrically.	An	C	Internal Exam/Assignment/Seminar/Viva/ End Sem Exam
* - Remember (R), Understand (U), Apply (Ap), Analyse (An), Evaluate (E), Create (C) # - Factual Knowledge(F) Conceptual Knowledge (C) Procedural Knowledge (P) Metacognitive Knowledge (M)				

Detailed Syllabus:

Text Book	Linear Algebra and its Applications, Third Edition, David. C. Lay, Pearson Publications 2006.				
Module	Unit	Content	Hrs (60)	External Marks (70)	
I	Module I			14	Min. 15
	1	Section 1.1: Systems of Linear Equations Systems of Linear Equations, Matrix Notation, Solving a Linear System.			
	2	Section 1.1: Systems of Linear Equations Elementary Row Operations, Existence and Uniqueness Questions.			
	3	Section 1.2: Row Reduction and Echelon Forms Row Reduction and Echelon Forms, Pivot Positions, The Row Reduction Algorithm.			
	4	Section 1.2: Row Reduction and Echelon Forms Solutions of Linear Systems, Parametric Descriptions of Solution Sets, Back Substitution, Existence and Uniqueness Questions.			
	5	Section 1.3: Vector Equations Vector Equations, Vectors in \mathbb{R}^2 , Geometric Descriptions of \mathbb{R}^2 , Vectors in \mathbb{R}^3 , Vectors in \mathbb{R}^n .			
	6	Section 1.3: Vector Equations Linear Combinations, A Geometric Description of $\text{Span}\{v\}$ and $\text{Span}\{u, v\}$, Linear Combinations in Applications.			
	7	Section 1.4: The Matrix Equation $Ax = b$ The Matrix Equation $Ax = b$, Existence of Solutions, Computation of Ax , Properties of the Matrix-Vector Product Ax .			
II	Module II			13	
	8	Section 1.5: Solution Sets of Linear Systems Homogeneous Linear Systems, Parametric Vector Form, Solutions of Non-Homogenous Systems.			
	9	Section 1.7: Linear Independence			

		Linear Independence, Linear Independence of Matrix Columns, Sets of One or Two Vectors, Sets of Two or More Vectors.		Min. 15
	10	Section 1.8: Introduction to Linear Transformations Introduction to Linear transformations, Matrix Transformations.		
	11	Section 1.8: Introduction to Linear Transformations Linear Transformations		
	12	Section 1.9: The Matrix of a Linear Transformation The Matrix of a Linear Transformation, Geometric Linear Transformation of \mathbb{R}^2 .		
	13	Section 1.9: The Matrix of a Linear Transformation Existence and Uniqueness Questions. (Topics up to and including Theorem 11).		
III	Module III			Min. 15
	14	Section 2.1: Matrix Operations Matrix Operations, Sums and Scalar Multiples, Matrix Multiplication, Properties of Matrix Multiplication, Powers of a Matrix, The Transpose of a Matrix.		
	15	Section 2.2: The Inverse of a Matrix The Inverse of a Matrix (Example 3 is optional), Elementary Matrices (Proof of Theorem 7 is optional).		
	16	Section 2.2: The Inverse of a Matrix An Algorithm for Finding A^{-1} , Another View of Matrix Inversion.	11	
	17	Section 2.8 : Subspaces of \mathbb{R}^n Subspaces of \mathbb{R}^n , Column Space and Null Space of a Matrix, Basis for a Subspace.		
	18	Section 2.9: Dimension and Rank Coordinate Systems, The Dimension of a Subspace (Topics up to and including Theorem 15).		
IV	Module IV			
	19	Section 5.1: Eigen Vectors and Eigen Values Eigen Vectors and Eigen Values (Topics up to and including Theorem 2).	10	

	20	Section 5.2: The Characteristic Equation The Characteristic Equation, Determinants (Topics up to and including Theorem 3).		Min. 15
	21	Section 5.2: The Characteristic Equation The Characteristic Equation, Similarity (Topics up to and including Theorem 4).		
	22	Section 5.3: Diagonalization Diagonalization (Proof of Theorem 5 is optional), Diagonalizing Matrices, Matrices Whose Eigen Values Are Not Distinct.		
V	Module V (Open Ended)		12	
	Determinants, Properties of Determinants, Applications of Linear Systems, Characterizations of Invertible Matrices, Partitioned Matrices, Application to Computer Graphics, Eigen Vectors and Linear Transformations.			
References				
<ol style="list-style-type: none"> 1. Elementary Linear Algebra, Howard Anton, Chris Rorres, Wiley Publications 2. Linear Algebra Done Right, 3/e, Sheldon Axler, Springer Nature, 2015. 3. Introduction to Linear Algebra, 6/e, Gilbert Strang, Wellesley-Cambridge Press. 4. Basic Linear Algebra, 2/e, T. S. Blyth and E.F. Robertson, Springer, 2002. 5. Linear Algebra And its Applications, 4/e, Gilbert Strang, Cengage India Private Limited 6. Linear Algebra – A Geometric Approach, S.Kumaresan, Prentice Hall of India. 7. Bretscher, Otto. <i>Linear algebra with applications</i>. Vol. 52. Eaglewood Cliffs, NJ: Prentice Hall, 1997. 8. Holt, Jeffrey. <i>Linear Algebra with Applications</i>. wh freeman, 2017. 				

***Optional topics are exempted for end semester examination**

****70 external marks are distributed over the first four modules subjected to a minimum of 15 marks from each module.**

Mapping of COs with PSOs and POs :

	PSO1	PSO2	PSO3	PSO4	PO1	PO2	PO3	PO4	PO5	PO6	PO7
CO 1	3	2	3	1	3	0	3	0	3	0	0
CO 2	1	3	2	2	3	0	3	0	3	0	0
CO 3	2	1	3	3	3	0	3	0	3	0	0

Correlation Levels:

Level	Correlation
-	Nil
1	Slightly / Low
2	Moderate / Medium
3	Substantial / High

Assessment Rubrics:

- Assignment/ Seminar
- Internal Exam
- Viva
- Final Exam (70%)

Mapping of COs to Assessment Rubrics:

	Internal Exam	Assignment	Seminar	Viva	End Semester Examinations
CO 1	✓	✓	✓	✓	✓
CO 2	✓	✓	✓	✓	✓
CO 3	✓	✓	✓	✓	✓

Programme	BSc Mathematics Honours			
Course Code	MAT4CJ203			
Course Title	REAL ANALYSIS I			
Type of Course	Major			
Semester	IV			
Academic Level	200 – 299			
Course Details	Credit	Lecture/Tutorial per week	Practicum per week	Total Hours
	4	3	2	75
Pre-requisites	1. Mathematical Logic and necessary exposure to set theory. 2. Basic Calculus			
Course Summary	After introducing the basic notions in set theory, the course develops into the construction of the Real number system. Thereafter Real functions are introduced and the notions of limit and continuity are developed.			

Course Outcomes (CO):

CO	CO Statement	Cognitive Level*	Knowledge Category#	Evaluation Tools used
CO1	Demonstrate Proficiency in Set Theory Fundamentals and Real Number Properties	An	C	Internal Exam/ Assignment/Seminar/ Viva/Report/ End Sem Exam
CO2	Apply the completeness property of \mathbb{R} , and solve problems involving intervals and applications of the supremum property.	U	C	Internal Exam/ Assignment/Seminar/ Viva/Report/ End Sem Exam
CO3	Analyse sequences and their limits, apply limit theorems, and demonstrate an understanding of concepts such as monotone sequences, sub-sequences, and the Cauchy Criterion, as well as their applications in solving problems related to sequences and limits.	An	C	Internal Exam/ Assignment/Seminar/ Viva/Report/ End Sem Exam
* - Remember (R), Understand (U), Apply (Ap), Analyse (An), Evaluate (E), Create (C) # - Factual Knowledge(F) Conceptual Knowledge (C) Procedural Knowledge (P) Metacognitive Knowledge (M)				

Detailed Syllabus:

Textbook	Introduction to Real Analysis, 4/e, Robert G Bartle, Donald R Sherbert John Wiley & Sons (2011)			
Module	Unit	Content	Hrs (45+30)	External Marks (70)
I	Introduction to Set theory		8	Min.15
	1	Section 1.1 - Sets and functions (for review only)		
	2	Section 1.2 - Mathematical Induction (Proofs of results included in practicum part).		
	3	Section 1.3 – Finite and Infinite sets.		
	4	Section 1.3 – Countable and Uncountable sets.		
II	The Real numbers		13	Min.15
	5	Section 2.1 – The algebraic properties of \mathbb{R} .		
	6	Section 2.1 – The order properties of \mathbb{R} .		
	7	Section 2.2 – Absolute value and the Real Line.		
	8	Section 2.3 – Completeness property of \mathbb{R} (Proofs included in Practicum).		
	9	Section 2.4 – Applications of the Supremum property - 2.4.3 to 2.4.6 and 2.4.8 to 2.4.9 (All other discussions included in Practicum).		
	10	Section 2.5 – Intervals – 2.5.2 to 2.5.4 (All other discussions included in Practicum).		
III	Sequences and Limits		12	Min.15
	11	Section 3.1 – Sequences and their limits.		
	12	Section 3.1 – Problems to find limits of sequence.		
	13	Section 3.2 – Limit theorems.		
	14	Section 3.2 – Problems using Limit theorems.		
	15	Section 3.3 – Monotone sequences – Monotone Convergence Theorem.		
	16	Section 3.3 – Applications of Monotone Convergence Theorem – Euler’s number introduction only.		
IV	Sequences and Limits (continued)		12	Min.10
	17	Section 3.4 – Sub sequences and the Bolzano Weierstrass theorem (Second proof of Theorem 3.4.8 is omitted for external exam and limits superior and inferior are included in practicum).		
	18	Section 3.4 – Problems using Divergence criteria.		
	19	Section 3.5 – The Cauchy Criterion (Examples 3.5.9, 3.5.11 and Corollary 3.5.10 are included in Practicum).		
	20	Section 4.1- Limits of functions (Proofs included in Practicum).		
	21	Section 4.2: Limit theorems of functions (Proofs included in Practicum).		

	22	Section 4.3: Some extensions of limit concepts (Proofs included in Practicum).		
V	Practicum: The goal is for the students to learn the following topics in 15 practicum sessions of two hours each via self-study and group activities. The lecturer may assist by running group discussions, supervising class seminars and referring library books for self-study and note preparation.		30	-
	1	Section 1.2 - for detailed discussions including proofs		
	2	Section 2.3 – re do it with all the proofs		
	3	Section 2.4 – Worked out examples for applying the ideas of supremum and infimum and the existence of square root of 2		
	4	Section 2.5 – Characterization theorem for intervals and representations of real numbers		
	5	Section 3.4 – discussions of limit inferior and limit superior with examples		
	6	Section 3.5 – Estimation of errors in contractive sequences with examples		
	7	Section 3.6 – Properly divergent Sequences		
	8	Section 3.7 – Introduction to Infinite Series – conditions for convergence – Harmonic Series		
	9	Section 3.7 – Comparison Tests with examples		
	10	Section 4.1 – Formulate a precise definition of limit and illustrate with examples		
	11	Section 4.1 – Sequential Criterion for Limits for convergence and divergence with examples		
	12	Section 4.2 – Limit theorems for functions in parallel to that of sequences.		
	13	Section 4.3 – One sided and infinite limits.		
	14	Section 11.1 – Open sets, their properties and characterization.		
	15	Section 11.1 - Closed sets, their properties and characterization.		
References				
<ol style="list-style-type: none"> 1. Tom.M. Apostol, Calculus I, Wiley & Sons. 2. Tom.M. Apostol, Mathematical Analysis, 2/e, Addison-Wesley. 3. Richard R Goldberg, Methods of Real Analysis, 2/e, Wiley 4. Raymond L Wilder, Introduction to the Foundations of Mathematics,2/e, John WileySons 				
Optional Programming References for Practicum:				
<ol style="list-style-type: none"> (1) SageMath Calculus Tutorial https://www.sagemath.org/calctut/limits.html (2) SageMath 2D plotting https://doc.sagemath.org/html/en/reference/plotting/sage/plot/plot.html# 				

***70 external marks are distributed over the first four modules subjected to a minimum of 15 marks from each module.**

Mapping of COs with PSOs and POs:

	PSO1	PSO2	PSO3	PSO4	PO1	PO2	PO3	PO4	PO5	PO6	PO7
CO 1	2	1	3	2	3	0	3	0	3	0	0
CO 2	1	3	2	2	3	0	3	0	3	0	0
CO 3	3	2	3	3	3	0	3	0	3	0	0

Correlation Levels:

Level	Correlation
-	Nil
1	Slightly / Low
2	Moderate / Medium
3	Substantial / High

Assessment Rubrics:

- Assignment/ Report
- Seminar
- Internal Exam
- Viva
- Final Exam (70%)

Mapping of COs to Assessment Rubrics:

	Internal Exam	Assignment/ Report	Seminar	Viva	End Semester Examinations
CO 1	✓	✓	✓	✓	✓
CO 2	✓	✓	✓	✓	✓
CO 3	✓	✓	✓	✓	✓

Programme	BSc Mathematics Honours			
Course Code	MAT4CJ204			
Course Title	BASIC LINEAR ALGEBRA			
Type of Course	Major			
Semester	IV			
Academic Level	200 – 299			
Course Details	Credit	Lecture/Tutorial per week	Practicum per week	Total Hours
	4	4	--	60
Pre-requisites	1. Familiarity with system of equations and their solutions 2. Knowledge about matrices and matrix operations.			
Course Summary	This course is a quick review of linear algebra, intended for students who have already taken a previous course in linear algebra or have some experience with vectors and matrices. It begins with the concepts of vector spaces, subspaces, bases and dimension. Linear transformations are introduced as ‘natural maps’ between vector spaces. The course opens up the classical finite dimensional inner product theory for the canonical reduction of a matrix as a special case of a self-adjoint operator.			

Course Outcomes:

CO	CO Statement	Cognitive Level*	Knowledge Category#	Evaluation Tools used
CO1	Understand and apply concepts related to vector spaces and subspaces, including determining whether a set forms a subspace and finding the span of a set	U	C	Internal Exam/Assignment/Seminar/Viva/ End Sem Exam
CO2	Demonstrate proficiency in analysing null spaces, column spaces, and linear transformations, including understanding the kernel and range of a linear transformation and contrasting the properties of null space and column space.	An	P	Internal Exam/Assignment/Seminar/Viva/ End Sem Exam
CO3	Evaluate and apply concepts related to bases, dimensionality, and rank of vector spaces, including understanding bases for null space and column space, determining dimensions of subspaces, and applying the rank theorem to systems of equations.	E	C	Internal Exam/Assignment/Seminar/Viva/ End Sem Exam
* - Remember (R), Understand (U), Apply (Ap), Analyse (An), Evaluate (E), Create (C) # - Factual Knowledge(F) Conceptual Knowledge (C) Procedural Knowledge (P) Metacognitive Knowledge (M)				

Detailed Syllabus:

Text Book	Linear Algebra and its Applications, Third Edition, David .C. Lay, Pearson Publications				
Module	Unit	Content	Hrs (48+ 12)	External Marks (70)	
I	Module I			14	Min 15
	1	Section 4.1: Vector Spaces and Subspaces Vector Spaces and Subspaces, Subspaces, A Subspace Spanned by a Set.			
	2	Section 4.2: Null Spaces, Column Spaces, and Linear Transformations. The Null Space of a Matrix, An Explicit Description of Nul A.			
	3	Section 4.2: Null Spaces, Column Spaces, and Linear Transformations. The Column Space of a Matrix, The Contrast Between Nul A and Col A.			
	4	Section 4.2: Null Spaces, Column Spaces, and Linear Transformations. Kernel and Range of a Linear Transformation.			
	5	Section 4.3: Linearly Independent Sets; Bases. Linearly Independent Sets; Bases, The Spanning Set Theorem.			
	6	Section 4.3: Linearly Independent Sets; Bases. Bases for Nul A and Col A, Two Views of a Basis.			
II	Module II			12	Min 15
	7	Section 4.4: Coordinate Systems. Coordinate Systems, A Graphical Interpretation of Coordinates, Coordinates in \mathbb{R}^n .			
	8	Section 4.4: Coordinate Systems. The Coordinate Mapping.			
	9	Section 4.5: The Dimension of a Vector Space. The Dimension of a Vector Space.			
	10	Section 4.5: The Dimension of a Vector Space. Subspaces of a Finite-Dimensional Space, The Dimensions of Nul A and Col A.			
	11	Section 4.6: Rank Rank, The Row Space.			
	12	Section 4.6: Rank The Rank Theorem, Applications to Systems of Equations (Topics up to and including Example 5).			
III	Module III			12	Min 15
	13	Section 6.1: Inner Product, Length and Orthogonality The Inner Product, The Length of a Vector, Distance in \mathbb{R}^n .			
	14	Section 6.1: Inner Product, Length and Orthogonality Orthogonal Vectors, Orthogonal Complements, Angles in \mathbb{R}^2 and \mathbb{R}^3 .			
	15	Section 6.2: Orthogonal Sets			

		Orthogonal Sets, An Orthogonal Projection (Topics up to and including Example 4).		
	16	Section 6.2: Orthogonal Sets Orthonormal Sets.		
	17	Section 6.4: The Gram-Schmidt Process The Gram -Schmidt Process, Orthonormal Bases.		
	18	Section 6.4: The Gram -Schmidt Process QR Factorization of Matrices.		
IV	Module IV			
	19	Section 7.1: Diagonalization of Symmetric Matrices Diagonalization of Symmetric Matrices.	10	Min 15
	20	Section 7.1: Diagonalization of Symmetric Matrices The Spectral Theorem. Spectral Decomposition.		
	21	Section 7.2: Quadratic Forms Quadratic Forms (Topics up to and including Example 3), Classifying Quadratic Forms.		
	22	Section 7.4: The Singular Value Decomposition The Singular Value Decomposition, The Singular Values of an $m \times n$ Matrix , The Singular Value Decomposition (Topics up to and including Example 4 only).		
V	OPEN ENDED		12	
	<p>Linear Algebra Lab Sessions</p> <p>Book: Mike Cohen, Practical Linear Algebra for Data Science, O'Reilly, 2019, ISBN 978-1-098-12061-0.</p> <p>Jupyter: https://github.com/mikexcohen/LinAlg4DataScience</p> <p>Choose lab demos and exercises for 12 hours as per lecturer's discretion.</p> <p>For Module I & II, Ch 2, 3, 5, 6 of book for Lab. For Module III, Ch 2 and Ch 9 of book for Lab. For Module IV, Ch 14 of book for Lab. Python and Jupyter review in Ch 16 of book.</p>			
References				
<ol style="list-style-type: none"> 1. Elementary Linear Algebra: Application Version, 11/e, Howard Anton & Chris Rorres Wiley 2. Algebra Done Right, 3/e, Sheldon Axler, Springer Nature, 2015. 3. Introduction to Linear Algebra, 6/e, Gilbert Strang, Wellesley-Cambridge Press. 4. Basic Linear Algebra, 2/e, T. S. Blyth and E.F. Robertson, Springer, 2002. 5. Linear Algebra, 2/e, Hoffman K and Kunze R, Prentice Hall of India, 1991. 6. Bretscher, Otto. <i>Linear algebra with applications</i>. Vol. 52. Eaglewood Cliffs, NJ: Prentice Hall, 1997. 7. Blyth, Thomas Scott, and Edmund F. Robertson. <i>Basic linear algebra</i>. Springer Science & Business Media, 2013. 				

***70 external marks are distributed over the first four modules subjected to a minimum of 15 marks from each module.**

Mapping of COs with PSOs and POs :

	PSO1	PSO2	PSO3	PSO4	PO1	PO2	PO3	PO4	PO5	PO6	PO7
CO 1	2	1	2	2	3	0	3	0	3	0	0
CO 2	1	3	2	2	3	0	3	0	3	0	0
CO 3	3	2	3	3	3	0	3	0	3	0	0

Correlation Levels:

Level	Correlation
-	Nil
1	Slightly / Low
2	Moderate / Medium
3	Substantial / High

Assessment Rubrics:

- Assignment/ Seminar
- Internal Exam
- Viva
- Final Exam (70%)

Mapping of COs to Assessment Rubrics:

	Internal Exam	Assignment	Seminar	Viva	End Semester Examinations
CO 1	✓	✓	✓	✓	✓
CO 2	✓	✓	✓	✓	✓
CO 3	✓	✓	✓	✓	✓

Programme	BSc Mathematics Honours			
Course Code	MAT4CJ205			
Course Title	FUNDAMENTALS OF PYTHON AND SAGEMATH			
Type of Course	Major			
Semester	IV			
Academic Level	200-299			
Course Details	Credit	Lecture/Tutorial per week	Practical per week	Total Hours
	4	3	2	75
Pre-requisites	1) Basic knowledge to start a desktop/laptop computer 2) A basic course in calculus with an understanding of differential and integral calculus (higher secondary level and one or two semester courses from Bsc) 3) A basic course in linear algebra ((higher secondary level))			
Course Summary	In the first part of the course, it intends to give a quick introduction to writing python programs using various popular interfaces. How to handle data and save and read them files is introduced next along with the concepts of repeating the tasks using conditionals and loops. The problems connected with matrices and arrays is solved using the python module numpy. The python module SymPy is used to do various mathematical problems related with symbolic computations. A brief introduction of python module pandas is given, which is used to do data analysis. Using the Python programming structure, an introduction to the advance mathematics software sagemath is given in the second part of the course. Various practical problems making use of concepts from the calculus and linear algebra are to be solved using the sagemath software so that the students will come to know some of the applications of mathematics in real life.			

Course Outcomes (CO):

CO	CO Statement	Cognitive Level*	Knowledge Category #	Evaluation Tools used
CO1	Develop proficiency in fundamental to advanced Python programming concepts, including variables, data types, control structures, functions, modules, file handling, and matrix operations.	C	C	Internal Exam/Quiz/End Sem
CO2	Demonstrate competence in data visualization techniques using Matplotlib, encompassing plotting mathematical functions, 2D and 3D graphics, and animated plots.	Ap	C	Internal Exam /Assignment/ End Sem
CO3	Develop proficiency in symbolic computation with SymPy, data manipulation with Pandas, and algebraic computations with SageMath, enabling them to solve diverse mathematical problems numerically and analytically.	C	C	Internal Exam /viva/ Seminar/End Sem
* - Remember (R), Understand (U), Apply (Ap), Analyse (An), Evaluate (E), Create (C) # - Factual Knowledge(F) Conceptual Knowledge (C) Procedural Knowledge (P) Metacognitive Knowledge (M)				

Detailed Syllabus:

Textbook	<ol style="list-style-type: none"> 1. Ajith Kumar B.P., Python for Education, https://scischool.in/python/pythonForEducation.pdf 2. Gregory V. Bard, Sage for Undergraduates (online version) http://www.people.vcu.edu/~clarson/bard-sage-for-undergraduates-2014.pdf 3. Tuan A. Le and Hieu D. Nguyen, SageMath Advice For Calculus, https://users.rowan.edu/~nguyen/sage/SageMathAdviceforCalculus.pdf 		
Module	Unit	Content	Hrs (45+ 30)
I	Introductory Python and Arrays (Text 1: Chapter 2, Chapter 3)		
	1	Section 2.1: Getting started with Python Section 2.2: Variables and Data Types, Keywords, Section 2.3: Operators and their Precedence.	12
	2	Section 2.4: Python Strings Section 2.5: Python Lists Section 2.6: Mutable and Immutable Types. Section 2.7: Input from the Keyboard Section 2.8: Python Syntax, Colon & Indentation	
	3	Section 2.9: Controlling the Progame Flow Section 2.10: Iteration: for loops Section 2.11: Conditional Execution: if, elif and else Section 2.12: Modify loops: break and continue..	
	4	Section 2.15: Functions Section 2.17: Python Modules and Packages. Section 2.18: File Input/Output Section 2.19: Formatted Printing. Section 2.21: Matrices in pure Python.	
	5	All topics up to Section 3.1, Section: 3.1: NumPy Arrays	
	6	Section: 3.2: Vectorizing Functions.	
II	Data Visualization (Text 1: Chapter 4)		

	7	Section: 4.1: The Matplotlib Module	10
	8	Section: 4.2: Plotting mathematical functions Section: 4.3: Plotting Error Bars, Section: 4.4: Simple 2D animation.	
	9	Section: 4.5: Famous Curves Section: 4.6: 2D plot using colors.	
	10	Section: 4.7: 3D Plots.	
III	Introduction to SymPy and Pandas (Text 1: Chapter 5 and Chapter 6)		10
	11	All topics up to Section 5.1, Section 5.1: SymPy, Symbolic Computation in Python.	
	12	Section 5.2: SymPy, Derivative and Integral	
	13	Section 5.3: SymPy, Operation on sets	
	14	Section 6.1: Series	
	15	Section 6.2: Data Frame	
	16	Section 6.3: Practical Examples	
IV	Sagemath – An Introduction (Text 2: Chapter 1, For units 17,18,19)		13
	17	Getting and installing sagemath in Windows, Ubuntu OS Using sagemath using cocalc (online) Section 1.1: Using Sage as a Calculator Section 1.2: Using Sage with Common Functions Section 1.3 : Using Sage for Trigonometry	
	18	Section 1.5: Matrices and Sage, Part One 1.5.1: A First Taste of Matrices 1.5.3: Doing the RREF in Sage	
	19	Section 1.5: Using Sage to Manipulate Polynomials	
	(Text 3: Chapter 2, 3, 5, For units 20,21,22)		
	20	Section 2.1: Plotting Graphs	
	21	Section 3.1: The Derivative	
		Section 3.2: Higher-Order Derivatives	

22	Section 5.1: Antiderivatives (Indefinite Integral), Section 5.2: Riemann Sums and the Definite Integral All topics up to 5.2.1, 5.2.1: Riemann Sum Using Left Endpoints	
Practical		30
Online References for Practical		
<ol style="list-style-type: none"> 1. Python official website and documentation, https://www.python.org/ 2. Spyder official website and documentation, https://www.spyder-ide.org/ 3. Getting Started: Python and IDLE, MIT Courseware, https://web.mit.edu/6.s189/www/handouts/GettingStarted.html 4. Jupyter Notebook, https://jupyter.org/ 5. Google Colaboratory (colab), https://colab.google/ 6. Pydroid 3 IDE for Android (https://play.google.com/store/apps/details?id=ru.iiec.pydroid3&hl=en_US&pli=1) with Pydroid 3 repository plugin (https://play.google.com/store/apps/details?id=ru.iiec.pydroid3.quickinstallrepo&gl=US). 		
<p>Practical problems in basic Python</p> <ol style="list-style-type: none"> 1) Write a programme to work as a basic Income Tax Calculator 2) Write a program that takes the length of an edge (an integer) as input and prints the cube's surface area as output. 3) Write a loop that counts the number of space characters in a string. Recall that the space character is represented as ' '. 4) Write a while loop that computes the factorial of a given integer N. 		

- 5) Write a program that computes square roots.
- 6) Write a programme for data Encryption based on Caesar shift.
- 7) Develop a program that computes the Flesch Index for a text file.
- 8) Using a List to Find the Median of a Set of Numbers
- 9) Finding the Mode of a List of Values.

Numerical methods using python (Text1: Chapter 7)(7.1 - 7.10, 7.12)

- 1) Evaluate a Taylor series numerically.
- 2) Interpolate a function using
 - a) Newton's forward interpolation
 - b) Newton's backward interpolation
 - c) Lagrange's Interpolation
 - d) Newton's General Interpolation
- 3) Find integral of function using
 - a) Trapezoidal rule
 - b) Simpson's 1/3-rule
- 4) Find derivative of function numerically.
- 5) Solve first order differential equations numerically.
 - a) Euler method
 - b) Fourth order Runge-Kutta method
- 6) Solve algebraic equations numerically.
 - a) The Bisection method
 - b) Regula Falsi Method

Practical problems using numpy, matplotlib, pandas and sympy

- 1) Various vector operations. such as dot product, cross product and divergent using numpy module.
- 2) Various matrix operations such as determinant, inverse and transpose using numpy module.
- 3) Solve system of linear equations using numpy module.
- 4) Plot various 2-D, 3-D curves using matplotlib module.

	<p>5) Plot various 3-D surfaces using matplotlib module.</p> <p>6) Find maxima and minima of a function using SymPy module.</p> <p>7) Necessary data analysis of a given data using pandas module.</p> <p>Practical problems in Sage</p> <p>1) Solve a system of linear equations (Text 2)</p> <p>2) Constrained Optimization by Lagrange Multipliers (Text 2, 4.18.2)</p> <p>3) Traffic Flow (Text 3)</p> <p>4) Minimum Cost (Text 3)</p> <p>5) Packaging (Minimum Surface Area) (Text 3)</p> <p>6) Maximize Revenue (Text 3)</p> <p>7) Area Between Curves (Text 3)</p> <p>8) Average Value and mean value theorem (Text 3, 6.2)</p> <p>9) Newton's Method to find approximate roots (Text 3)</p>
<p>References:</p> <p>1 Amit Saha, Doing Math with Python, No Starch Press, 2015.</p> <p>2 Vernon L. Ceder, The Quick Python Book, Second Edition, Manning.</p> <p>3 Python tutorial online, https://www.geeksforgeeks.org/python-programming-language/</p> <p>4 2D plotting, https://doc.sagemath.org/html/en/reference/plotting/sage/plot/plot.html</p> <p>5 3D Graphics, https://doc.sagemath.org/html/en/reference/plot3d/index.html</p> <p>6 Linear Algebra, https://doc.sagemath.org/html/en/tutorial/tour_linalg.html</p> <p>7 John Harris, Karen Kohl, and John Perry, Peering into Advanced Mathematics through Sage-colored Glasses</p> <p>8 Paul Zimmermann, Alexandre Casamayou, Computational Mathematics with SageMath, https://www.sagemath.org/sagebook/english.html</p> <p>Kenneth A Lambert, Fundamentals of Python First Programs, Edn 2, Cengage</p>	

***70 external marks are distributed over the first four modules subjected to a minimum of 15 marks from each module.**

Mapping of COs with PSOs and POs :

	PSO1	PSO2	PSO3	PSO4	PO1	PO2	PO3	PO4	PO5	PO6	PO7
CO 1	2	2	3	1	3	2	3	3	1	1	2
CO 2	2	2	3	1	3	2	3	3	1	1	2
CO 3	2	2	3	1	3	2	3	3	1	1	2

Correlation Levels:

Level	Correlation
-	Nil
1	Slightly / Low
2	Moderate / Medium
3	Substantial / High

Assessment Rubrics:

- Assignment/ Seminar
- Internal Exam
- Viva
- Quiz
- Practical Based Assessment
- Final Exam (70%)

Mapping of COs to Assessment Rubrics:

	Internal Exam	Assignment	Seminar	Quiz	Viva	Practical based assessment	End Semester Examinations
CO 1	√			√		√	√
CO 2	√	√				√	√
CO 3	√		√		√	√	√

Programme	B. Sc. Mathematics Honours			
Course Code	MAT5CJ301			
Course Title	REAL ANALYSIS II			
Type of Course	Major			
Semester	V			
Academic Level	300 – 399			
Course Details	Credit	Lecture/Tutorial per week	Practicum per week	Total Hours
	4	3	2	75
Pre-requisites	1. Mathematical Logic and necessary exposure to set theory. 2. Basic Calculus 3. Real Analysis I			
Course Summary	Continuous real functions are introduced rigorously using the epsilon-delta argument. The equivalent sequential criterion is established later. Differentiable and (Riemann) Integrable functions are introduced followed by the fundamental theorem of calculus connecting the two notions. The course concludes with a discourse on series of functions and various results discussing the compatibility of the above three notions with the limiting operations on series of functions.			

Course Outcomes (CO):

CO	CO Statement	Cognitive Level*	Knowledge Category#	Evaluation Tools used
CO1	Analyse and explain the concept of continuous functions and their properties on intervals, and apply the principles of uniform continuity.	An	C	Internal Exam/Assignment/Seminar/Viva/Report/ End Sem Exam
CO2	Analyse the vitality of continuous functions when they are defined on intervals.	An	C	Internal Exam/Assignment/Seminar/Viva/Report/ End Sem Exam
CO3	Apply the derivative and the Mean Value Theorem to solve problems and prove related theorems.	Ap	P	Internal Exam/Assignment/Seminar/Viva/Report/ End Sem Exam
* - Remember (R), Understand (U), Apply (Ap), Analyse (An), Evaluate (E), Create (C) # - Factual Knowledge(F) Conceptual Knowledge (C) Procedural Knowledge (P) Metacognitive Knowledge (M)				

Detailed Syllabus:

Textbook	Introduction to Real Analysis, 4/e, Robert G Bartle, Donald R Sherbert John Wiley & Sons(2011)			
Module	Unit	Content	Hrs (45+30)	Marks Ext:70
I	Continuous Functions		14	Min.15
	1	Section 5.1 – Continuous functions		
	2	Section 5.3 – Continuous functions on intervals — 5.3.1 to 5.3.5		
	3	Section 5.3 – from 5.3.7 - 5.3.10		
	4	Section 5.4 – Uniform Continuity-up to 5.4.3		
	5	Section 5.4 – Uniform Continuity-5.4.4 to 5.4.14(proof of Weierstrass Approximation Theorem is optional)		
	6	Selected problems from the above sections.		
II	Differentiation		10	Min.15
	7	Section 6.1 – The Derivative – 6.1.1 to 6.1.7		
	8	Section 6.2- The Mean Value Theorem - 6.2.1 to 6.2.6		
	9	Section 6.2 - from 6.2.7 to 6.2.9		
	10	Section 6.2-The Mean Value Theorem- 6.2.10 to 6.2.13		
	11	Selected problems in the above sections.		
III	The Riemann Integral		14	Min.20
	12	Section 7.1 – Riemann Integral – up to 7.1.4 (a)		
	13	Section 7.1 – from 7.1.5 to 7.1.7 (proof of 7.1.7 is optional)		
	14	Section 7.2 – Riemann Integrable functions – 7.2.1 to 7.2.5 (Examples 7.2.2 are optional)		
	15	Section 7.2 – from 7.2.7 to 7.2.13		
	16	Section 7.3 – The Fundamental Theorem – 7.3.1 to 7.3.7		
	17	Section 7.3 – from 7.3.8 to 7.3.18 (proof of theorem 7.3.18 is optional)		
	18	Selected problems in the above sections.		
IV	Sequences and Series of functions		7	Min.10
	19	Section 8.1 – Pointwise and Uniform Convergence – 8.1.1 to 8.1.3		
	20	Section 8.1 – from 8.1.4 to 8.1.10		
	21	Section 8.2 – Interchange of limits – 8.2.1		
	22	Section 8.2 – Interchange of limit and continuity - 8.2.2		
V	Practicum:		30	
	The goal is for the students to learn the following selected topics in 15 practicum sessions of two hours each via self-study and group activities. The lecturer should assist them by running group discussions, overseeing class seminars and referring library books for self-study and note preparation.			
	1	Section 5.2 – Combinations of continuous functions		
	2	Section 5.6 – from 5.6.5 to 5.6.7		

3	Section 6.1 – Inverse Functions – 6.1.8 to 6.1.10
4	Section 6.3 – L’Hospital’s Rule -from 6.3.5 to 6.3.7
5	Section 6.4 – Taylor’s theorem – 6.4.1 to 6.4.4
6	Section 8.2 – Interchange of Limits – 8.2.3 and 8.2.4
7	Section 9.1 – Absolute Convergence – 9.1.1 to 9.1.3
8	Section 9.1 – 9.1.4 to 9.1.5
9	Section 9.2 – Limit Comparison Test with examples
10	Section 9.2 – Root Test with examples
11	Section 9.2 – Ratio Test with examples
12	Section 9.2 – Integral Test with examples
13	Section 9.2 – Raabe’s Test with examples
14	Section 9.3 – Alternating Series Test
15	Section 9.4 – Infinite Series – Series of Functions – 9.4.1 to 9.4.7

Reference

1. Apostol, Tom M. Calculus, Volume 1. John Wiley & Sons, 1991.
2. Tom.M. Apostol, Mathematical Analysis, 2/e, Addison-Wesley, 2002.
3. Richard R Goldberg, Methods of Real Analysis, 2/e, Wiley, 2020
4. Raymond L Wilder, Introduction to the Foundations of Mathematics,2/e, John Wiley & Sons
5. Malik, Subhash Chandra, and Savita Arora. Mathematical analysis. New Age International, 1992.

***Optional topics are exempted for end semester examination**

****70 external marks are distributed over the first four modules subjected to a minimum of 15 marks from each module.**

Mapping of COs with PSOs and POs :

	PSO1	PSO2	PSO3	PSO4	PO1	PO2	PO3	PO4	PO5	PO6	PO7
CO 1	2	2	2	1	2	0	2	0	3	0	0
CO 2	2	2	2	1	2	0	2	0	3	0	0
CO 3	3	2	3	1	3	0	3	0	3	0	0

Correlation Levels:

Level	Correlation
-	Nil
1	Slightly / Low
2	Moderate / Medium
3	Substantial / High

Assessment Rubrics:

- Assignment/ Report
- Seminar
- Internal Exam
- Viva
- Final Exam (70%)

Mapping of COs to Assessment Rubrics:

	Internal Exam	Assignment/ Report	Seminar	Viva	End Semester Examinations
CO 1	✓	✓	✓	✓	✓
CO 2	✓	✓	✓	✓	✓
CO 3	✓	✓	✓	✓	✓

Programme	B. Sc. Mathematics Honours			
Course Code	MAT5CJ302			
Course Title	ABSTRACT ALGEBRA I			
Type of Course	Major			
Semester	V			
Academic Level	300-399			
Course Details	Credit	Lecture/Tutorial per week	Practical per week	Total Hours
	4	4	-	60
Pre-requisites	Basic set theory, algebra of Integers, operations on functions, basic proof techniques etc.			
Course Summary	This course explores the algebraic concepts of Binary Operations, Binary Structures, Groups, Rings, Integral Domains and Fields. We further study the Theory of Groups. Elementary properties, Subgroups, Finite Groups, Cyclic Groups, Groups of Permutations, Orbits, Cycles, Alternating Groups, Cosets and the Theorem of Lagrange are studied. Then we study mappings between groups or Homomorphisms. Finally, the Open-ended section points to Generating sets, Factor Groups and Field of Quotients of an Integral Domain.			

Course Outcomes (CO):

CO	CO Statement	Cognitive Level*	Knowledge Category#	Evaluation Tools used
CO1	Discuss about binary operations, isomorphic binary structures and groups	U	C	Internal Exam/ Assignment/Seminar/ Viva/End Sem Exam
CO2	Analyse and classify subgroups and cyclic groups, and determine their properties using group theory.	An	P	Internal Exam/ Assignment/Seminar/ Viva/End Sem Exam
CO3	Evaluate and apply theorems related to cosets, Lagrange's theorem, homomorphisms, rings, and fields to solve complex algebraic problems.	E	F	Internal Exam/ Assignment/Seminar/ Viva/End Sem Exam
* - Remember (R), Understand (U), Apply (Ap), Analyse (An), Evaluate (E), Create (C) # - Factual Knowledge(F) Conceptual Knowledge (C) Procedural Knowledge (P) Metacognitive Knowledge (M)				

Detailed Syllabus:

Text book	A first course in abstract algebra, Fraleigh, John B.. Seventh Edition, Pearson Education India, 2003			
Module	Unit	Content	Hrs (48+12)	Marks Ext(70)
I	Module I		12	Min.15
	1	Section 2- Binary Operations (2.1 to 2.10)		
	2	Section 2- Binary Operations (2.11 to 2.25)		
	3	Section 3- Isomorphic Binary Structures (3.1 to 3.11).		
	4	Section 3- Isomorphic Binary Structures (3.12 to 3.17)		
	5	Section 4- Groups (4.1 to 4.14)		
	6	Section 4- Groups – Elementary Properties of Groups, Finite Groups and Group tables (4.15 onwards)		
II	Module II		14	Min.15
	7	Section 5- Subgroups (5.1 to 5.16)		
	8	Section 5 -Subgroup - Cyclic Subgroups (5.17 to 5.23)		
	9	Section 6 -Cyclic Groups (6.1 to 6.9) (Proof of Theorem 6.3 is optional)		
	10	Section 6- Cyclic Groups (6.10 to 6.17) (Proof of Theorem 6.14 is optional).1		
	11	Section 8-Groups of Permutations (up to 8.6)		
	12	Section 8- Groups of Permutations (8.7 to 8.18)		
III	Module III		10	Min.15
	13	Section 9 - Orbits, Cycles, and the Alternating Groups (Up to 9.10)		
	14	Section 9 - Orbits, Cycles, and the Alternating Groups (9.11 to 9.21) (Proof 2 of theorem 9.15 is optional).		
	15	Section 10- Cosets and the theorem of Lagrange (Up to 10.9)		
	16	Section 10- Cosets and the theorem of Lagrange (10.10 to 10.14)		

IV	Module IV		12	Min.15
	17	Section 13- Homomorphisms (13.1 to 13.10)		
	18	Section 13-Homomorphism (13.11 to 13.20)		
	19	Section 18-Rings and Fields (18.1 to 18.13)		
	20	Section 18-Rings and Fields (18.14 to 18.18)		
	21	Section 19-Integral Domains (19.1 to 19.8)		
	22	Section 19-Integral Domains (19.9 to 19.15)		
V	Module V (Open Ended)		12	-
		Generating Sets in Groups		
		Factor Groups		
		The Field of Quotients of an Integral Domain		

References

1. Herstein, Israel Nathan. *Topics in algebra*. John Wiley & Sons, 1991.
2. Gallian, Joseph. *Contemporary abstract algebra*. Chapman and Hall/CRC, 2021.
3. Wallace, David AR. *Groups, rings and fields*. Springer Science & Business Media, 2001
4. Reis, Clive. *Abstract algebra: an introduction to groups, rings and fields*. World Scientific Publishing Company, 2011.
5. Allan Clark, *Elements of Abstract Algebra*, Dover Publications, 1984
6. C Musili, *Introduction to Rings and Modules*, Narosa Publications, 2009

Suggested Programming Exercises for Open-Ended

1. Form congruence groups, their Cayley tables (Section 9.2, Ref (3)).
2. Form symmetric groups of various orders, list the elements, find the power of some elements, find out the product of some of the elements. Find the order of the elements. Form a group table using conditionals and loops. (Section 9.3, Ref (3) or Ref (1)).
3. List S_3 . Find a subgroup from this group. How many distinct subgroups can be found from this group? List all of them.
4. Form the Dihedral group D_4 , check if it is abelian using `is_abelian()`. Conduct the same experiments as listing the elements ,finding the orders etc as above. (Section 9.4, Ref (3) or Ref (1)).
5. Test the command `is normal ()` on a few subgroups of S_3 . (Ref (1)).
6. Create cyclic groups. (Section 9.5, Ref (3)).

7. Form finitely generated abelian groups. (Section 9.6, Ref (3)).
8. Form a subgroup of a group (say, S_3) (Section 9.8, Ref (3)).

References

1. Robert A. Beezer; Group Theory and SAGE: A Primer, <http://people.reed.edu/~davidp/332/sage-group-theory.pdf>
2. Group Theory and Sage - SageMath tutorial https://doc.sagemath.org/html/en/thematic_tutorials/group_theory.html
3. Ajit Kumar, Vikas Bist; Group Theory An Expedition with SageMath, Narosa Publishing House.
4. Thomas W. Judson, Robert A. Beezer; Abstract Algebra Theory and Applications with Sage Exercises for Abstract Algebra, <http://abstract.ups.edu/download/aata-20130816.pdf>

***Optional topics are exempted for end semester examination.**

****70 external marks are distributed over the first four modules subjected to a minimum of 15 marks from each module.**

Mapping of COs with PSOs and POs:

	PSO1	PSO2	PSO3	PSO4	PO1	PO2	PO3	PO4	PO5	PO6	PO7
CO 1	2	2	1	0	2	0	0	0	2	0	0
CO 2	1	2	3	0	2	0	2	0	3	0	0
CO 3	0	1	2	3	2	0	3	0	3	0	0

Correlation Levels:

Level	Correlation
-	Nil
1	Slightly / Low
2	Moderate / Medium
3	Substantial / High

Assessment Rubrics:

- Assignment/ Seminar
- Internal Exam
- Viva
- Final Exam (70%)

Mapping of COs to Assessment Rubrics:

	Internal Exam	Assignment	Seminar	Viva	End Semester Examinations
CO 1	✓	✓	✓	✓	✓
CO 2	✓	✓	✓	✓	✓
CO 3	✓	✓	✓	✓	✓

Programme	B. Sc. Mathematics Honours			
Course Code	MAT5CJ303			
Course Title	COMPLEX ANALYSIS I			
Type of Course	Major			
Semester	V			
Academic Level	300-399			
Course Details	Credit	Lecture/Tutorial per week	Practicum per week	Total Hours
	4	4	-	60
Pre-requisites	Basics of Real Number System and Calculus.			
Course Summary	This course begins with the concepts of complex numbers. complex plane, polar form of complex numbers, powers and roots, etc. Next we discuss complex functions including power functions and nth root functions. Then we discuss limits, continuity, differentiability and analyticity of complex functions. Cauchy Riemann equations and Harmonic conjugates are also studied. Finally the course discusses some standard complex functions like Exponential functions, Logarithmic functions, Trigonometric and Hyperbolic functions.			

Course Outcomes (CO):

CO	CO Statement	Cognitive Level*	Knowledge Category#	Evaluation Tools used
CO1	Understand and explain the properties and representations of complex numbers, including their polar form and operations.	U	C	Internal Exam/ Assignment/Seminar/ Viva/End Sem Exam
CO2	Apply the principles of limits, continuity, and differentiability to complex functions and utilize the Cauchy-Riemann equations.	Ap	P	Internal Exam/ Assignment/Seminar/ Viva/End Sem Exam
CO3	Evaluate and create complex exponential, logarithmic, trigonometric, and hyperbolic functions, understanding their properties and applications.	C	F	Internal Exam/ Assignment/Seminar/ Viva/End Sem Exam
* - Remember (R), Understand (U), Apply (Ap), Analyse (An), Evaluate (E), Create (C) # - Factual Knowledge(F) Conceptual Knowledge (C) Procedural Knowledge (P) Metacognitive Knowledge (M)				

Detailed Syllabus:

Textbook	Complex Analysis (Third Edition): Dennis G. Zill & Patric D. Shanahan, Jones & Bartlett Learning, 2018.			
Module	Unit	Content	Hrs 60	External Marks (70)
I	Module I		13	Min.15
	1	Section 1.1-Complex Numbers and Their Properties		
	2	Section 1.2-Complex Plane		
	3	Section 1.3- Polar Form of Complex Numbers		
	4	Section 1.4- Powers and Roots		
	5	Section 1.5 -Sets of Points in Complex Plane		
II	Module II		12	Min.15
	6	Section 2.1 -Complex Functions		
	7	Section 2.2- Complex Functions as Mappings- up to and including Example 4.		
	8	Section 2.4- Special Power Functions- The Power Function z^n (All the topics in 2.4.1)		
	9	Section 2.4- Special Power Functions-The power function $z^{\frac{1}{n}}$ (Topics in 2.4.2, up to and including Example 5.)		
	10	Section 2.4- Special Power Functions-Principal nth Root Functions and Example 9.		
III	Module III		15	Min.20
	11	Section 3.1- Limits and Continuity-Limits (All the topics in 3.1.1)		
	12	Section 3.1- Limits and Continuity-Continuity (Topics in 3.1.2, up to Example 7.)		
	13	Section 3.1-Limits and Continuity-Continuity (Theorem 3.1.4 to up to and including a bounding property.		
	14	Section 3.2- Differentiability and Analyticity- up to and including Example 2.		
	15	Section 3.2- Differentiability and Analyticity- All the topics after Example 2.		
	16	Section 3.3- Cauchy-Riemann Equations-up to and including Theorem 3.3.2		
	17	Section 3.3 - Cauchy Riemann Equations: -All the topics after Theorem 3.3.2.		
	18	Section 3.4 - Harmonic Functions		
IV	Module IV		8	Min.15
	19	Section 4.1 Exponential and Logarithmic Functions- Complex Exponential Function (Topics in 4.1.1 up to and including Periodicity)		

	20	Section 4.1 Exponential and Logarithmic Functions- Complex Logarithmic Function (Topics in 4.1.2 up to and including Example 4)		
	21	Section 4.3 Trigonometric and Hyperbolic Functions- Complex Trigonometric Functions (Topics in 4.3.1, up to and excluding trigonometric mapping.)		
	22	Section 4.3 Trigonometric and Hyperbolic Functions- Complex Hyperbolic Functions (All the topics in 4.3.2)		
V	Module V (Open Ended)		12	
		Linear Mappings, Reciprocal Functions		
		Branches, Branch Cuts and Points, Complex Powers		
		Inverse Trigonometric and Hyperbolic Functions.		

References

1. Brown, James Ward, and Ruel V. Churchill. Complex variables and applications. McGraw-Hill, 2009.
2. Stein, Elias M., and Rami Shakarchi. Complex analysis. Vol. 2. Princeton University Press, 2010.
3. Burckel, Robert B. An Introduction to Classical Complex Analysis: Vol. 1. Vol. 64. Birkhäuser, 2012
4. Hormander, Lars. An introduction to complex analysis in several variables. Elsevier, 1973.
5. Priestley, Hilary A. Introduction to complex analysis. OUP Oxford, 2003.
6. Silverman, Richard A. Introductory complex analysis. Courier Corporation, 2013
7. Bak, Joseph, Donald J. Newman, and Donald J. Newman. *Complex analysis*. Vol. 8. New York: Springer, 2010.

***70 external marks are distributed over the first four modules subjected to a minimum of 15 marks from each module.**

Mapping of COs with PSOs and POs :

	PSO1	PSO2	PSO3	PSO4	PO1	PO2	PO3	PO4	PO5	PO6	PO7
CO 1	3	1	0	0	3	0	0	0	2	0	0
CO 2	0	3	1	0	2	0	3	0	3	0	0
CO 3	1	0	3	0	2	0	3	0	3	0	0

Correlation Levels:

Level	Correlation
-	Nil
1	Slightly / Low
2	Moderate / Medium
3	Substantial / High

Assessment Rubrics:

- Assignment/ Seminar
- Internal Exam
- Viva
- Final Exam (70%)

Mapping of COs to Assessment Rubrics:

	Internal Exam	Assignment	Seminar	Viva	End Semester Examinations
CO 1	✓	✓	✓	✓	✓
CO 2	✓	✓	✓	✓	✓
CO 3	✓	✓	✓	✓	✓

Programme	B. Sc. Mathematics Honours			
Course Code	MAT6CJ304 / MAT8MN304			
Course Title	COMPLEX ANALYSIS II			
Type of Course	Major			
Semester	VI			
Academic Level	300-399			
Course Details	Credit	Lecture/Tutorial per week	Practicum per week	Total Hours
	4	4	-	60
Pre-requisites	Idea of complex numbers, Polar representations, Differentiability and Analyticity. As a Part II course, it is desirable to have the necessary details of MAT5CJ303 (Complex Analysis I) learned in advance of this course.			
Course Summary	We continue from Complex Analysis-I and begin by discussing complex integrals, followed by Cauchy-Goursat Theorem. Independence of path, Cauchy's Integral formula, sequence and series of complex numbers are next studied. It is then followed by Taylor series, Laurent series. zeros and poles, and Residue Theorem. Applications of Residue theorem are also discussed.			

Course Outcomes (CO):

CO	CO Statement	Cognitive Level*	Knowledge Category#	Evaluation Tools used
CO1	Understand and apply the principles of real and complex integrals, including the Cauchy-Goursat theorem	Ap	P	Internal Exam/ Assignment/Seminar/ Viva/End Sem Exam
CO2	Analyse the independence of path and evaluate the Cauchy's integral formulas, along with understanding their consequences and applications.	An	C	Internal Exam/ Assignment/Seminar/ Viva/End Sem Exam
CO3	Create and utilize Taylor and Laurent series, and apply the residue theorem to evaluate complex functions and integrals.	C	F	Internal Exam/ Assignment/Seminar/ Viva/End Sem Exam
* - Remember (R), Understand (U), Apply (Ap), Analyse (An), Evaluate (E), Create (C) # - Factual Knowledge(F) Conceptual Knowledge (C) Procedural Knowledge (P) Metacognitive Knowledge (M)				

Detailed Syllabus:

Textbook		Complex Analysis (Third Edition): Dennis G. Zill & Patric D. Shanahan, Jones & Bartlett Learning, 2018.		
Module	Unit	Content	Hrs (60)	External Marks (70)
I	Module I		12	Min.15
	1	Section 5.1-Real Integrals.		
	2	Section 5.2-Complex Integrals-up to and including Example 2		
	3	Section 5.2- Complex Integrals- All the topics after Example 2		
	4	Section 5.3- Cauchy- Goursat Theorem-up to and including Example 4.		
	5	Section 5.3 -Cauchy- Goursat Theorem-All the topics after Example 4.		
II	Module II		12	Min.15
	6	Section 5.4- Independence of Path		
	7	Section 5.5 -Cauchy's Integral Formulas and Their Consequences- Cauchy's Two Integral Formulas (All the topics in 5.5.1)		
	8	Section 5.5 -Cauchy's Integral Formulas and Their Consequences- Some Consequences of the Integral Formulas (All the topics in 5.5.2)		
	9	Section 6.1 -Sequences and Series- up to and including Example 4.		
	10	Section 6.1- Sequences and Series- All the topics after Example 4.		
III	Module III		14	Min.15
	11	Section 6.2 -Taylor Series-up to and Excluding Theorem 6.2.4.		
	12	Section 6.2- Taylor Series-From Theorem 6.2.4 to Example 3.		
	13	Section 6.3 -Laurent Series-up to and including Example 1.		
	14	Section 6.3- Laurent Series- All the topics after Example 1 (proof of Laurent's Theorem is optional)		
	15	Section 6.4 -Zeros and Poles- up to and including Example 2.		
	16	Section 6.4- Zeros and Poles- All the topics after Example 2.		
IV	Module IV		10	
	17	Section 6.5 -Residues and Residue Theorem-up to and including Example 3.		
	18	Section 6.5 - Residues and Residue Theorem-All the topics after Example 3.		

	19	Section 6.6- Some Consequences of the Residue Theorem- Evaluation of Real Trigonometric Functions (up to and including example1 of 6.6.1)		Min.15
	20	Section 6.6 -Some Consequences of the Residue Theorem- Evaluation of Real Improper Integrals (up to and including Example 2)		
	21	Section 6.6 -Some Consequences of the Residue Theorem- Theorem 6.6.1 and Example 3.		
	22	Section 6.6 -Some Consequences of the Residue Theorem- Theorem 6.6.2 and Example 4.		
V	Module V (Open Ended)		12	
		Definite Integrals, Line Integrals in the Plane, Indented Contours		
		Integration along a Branch Cut, The Argument Principle Rouche's Theorem and its applications		
References				
	1	Brown, James Ward, and Ruel V. Churchill. Complex variables and applications. McGraw-Hill, 2009.		
	2	Stein, Elias M., and Rami Shakarchi. Complex analysis. Vol. 2. Princeton University Press, 2010.		
	3	Burckel, Robert B. An Introduction to Classical Complex Analysis: Vol. 1. Vol. 64. Burkhouse, 2012.		
	4	Hormander, Lars. An introduction to complex analysis in several variables. Elsevier, 1973.		
	5	Priestley, Hilary A. Introduction to complex analysis. OUP Oxford, 2003.		
	6	Silverman, Richard A. Introductory complex analysis. Courier Corporation, 2013.		
	7	Bak, Joseph, Donald J. Newman, and Donald J. Newman. <i>Complex analysis</i> . Vol. 8. New York: Springer, 2010.		

***Optional topics are exempted for end semester examination.**

****70 external marks are distributed over the first four modules subjected to a minimum of 15 marks from each module.**

Mapping of COs with PSOs and POs :

	PSO1	PSO2	PSO3	PSO4	PO1	PO2	PO3	PO4	PO5	PO6	PO7
CO 1	2	1	1	0	3	0	3	0	3	0	0
CO 2	1	2	1	0	2	0	3	0	3	0	0
CO 3	1	2	1	0	3	0	3	0	3	0	0

Correlation Levels:

Level	Correlation
-	Nil
1	Slightly / Low
2	Moderate / Medium
3	Substantial / High

Assessment Rubrics:

- Assignment/ Seminar
- Internal Exam
- Viva
- Final Exam (70%)

Mapping of COs to Assessment Rubrics:

	Internal Exam	Assignment	Seminar	Viva	End Semester Examinations
CO 1	✓	✓	✓	✓	✓
CO 2	✓	✓	✓	✓	✓
CO 3	✓	✓	✓	✓	✓

Programme	B. Sc. Mathematics Honours			
Course Code	MAT6CJ305 / MAT8MN305			
Course Title	ELEMENTARY NUMBER THEORY			
Type of Course	Major			
Semester	VI			
Academic Level	300-399			
Course Details	Credit	Lecture/Tutorial per week	Practicum per week	Total Hours
	4	4	-	60
Pre-requisites	Arithmetic of integers, basic set theory and proof techniques.			
Course Summary	We start number theory with the division algorithm, g.c.d., and the Euclidean algorithm for computing it, essential for solving Diophantine equations like $ax + by = c$. We then prove the Fundamental Theorem of Arithmetic, discuss the infinitude of primes and the sieve of Eratosthenes. Following that, we cover Linear Congruences, the Chinese Remainder theorem, and Fermat's Little Theorem. Finally, we explore Wilson's Theorem, Euler's Phi Function, and Euler's Theorem.			

Course Outcomes:

CO	CO Statement	Cognitive Level*	Knowledge Category#	Evaluation Tools used
CO1	Apply the division algorithm and Euclidean algorithm to compute greatest common divisors (gcd) and solve related divisibility problems.	Ap	C	Internal Exam/ Assignment/ Seminar/ Viva/ End Sem Exam
CO2	Solve Diophantine equations for integer solutions, deduce prime factorization through the fundamental theorem of arithmetic, and identify prime numbers using the sieve of Eratosthenes.	Ap	C	Internal Exam/ Assignment/ Seminar/Viva/ End Sem Exam
CO3	Apply the properties of congruence and the Chinese Remainder Theorem to solve systems of linear congruences.	Ap	C	Internal Exam/ Assignment/ Seminar/ Viva/ End Sem Exam
* - Remember (R), Understand (U), Apply (Ap), Analyse (An), Evaluate (E), Create (C) # - Factual Knowledge(F) Conceptual Knowledge (C) Procedural Knowledge (P) Metacognitive Knowledge (M)				

Detailed Syllabus:

Textbook		Elementary Number Theory, David Burton, M, Seventh Edition, Mcgraw – Hill (2007).		
Module	Unit	Content	Hrs (60)	External Marks (70)
I	Module I		12	Min.15
	1	Section 2.2 The division algorithm (proof of theorem 2.1 omitted).		
	2	Section 2.3 The greatest common divisor - up to and including theorem 2.3 and its corollary.		
	3	Section 2.3 The greatest common divisor - All topics from definition 2.3 onwards.		
	4	Section 2.4 The Euclidean algorithm - up to Theorem 2.7.		
	5	Section 2.4 The Euclidean algorithm - All topics from Theorem 2.7 onwards.		
II	Module II		11	Min.15
	6	Section 2.5 The Diophantine equation $ax+by = c$ - up to and including Theorem 2.9.		
	7	Section 2.5 - All topics from Example 2.4 onwards.		
	8	Section 3.1 The fundamental theorem of arithmetic - up to Theorem 3.2.		
	9	Section 3.1 The fundamental theorem of arithmetic - All topics from Theorem 3.2 onwards.		
	10	Section 3.2 The sieve of Eratosthenes (up to and including theorem 3.4 only)		
III	Module III			

	11	Section 4.2 Basic properties of congruence - up to Theorem 4.2.	13	Min.15
	12	Section 4.2 Basic properties of congruence - All topics from Theorem 4.2 onwards.		
	13	Section 4.4 Linear congruences and the Chinese remainder theorem - up to Theorem 4.8.		
	14	Section 4.4 Linear congruences and the Chinese remainder theorem - All Topics from Theorem 4.8 (proof of Theorem 4.8 omitted).		
	15	Section 5.2 Fermat's little theorem and pseudo primes - up to Lemma. (omit a different proof for Fermat's theorem)		
	16	Section 5.2 Fermat's little theorem and pseudo primes - All topics from Lemma onwards.		
IV	Module IV		12	Min.15
	17	Section 5.3 Wilson's theorem - Up to Theorem 5.5.		
	18	Section 5.3 Wilson's theorem - All topics from Theorem 5.5 onwards.		
	19	Section 7.2 Euler's phi-function - up to Lemma.		
	20	Section 7.2 Euler's phi-function - All Topics from Lemma onwards. (proof of Theorem 7.2 omitted).		
	21	Section 7.3 Euler's theorem. (Second proof of Euler's theorem omitted).		
	22	Section 7.4 Some properties of the phi-function (Proof of Theorem 7.8 omitted).		
V	Module V (Open Ended)			

	Proof of Theorem 4.8. Chinese Remainder Theorem and remaining portions of Section 4.4 Section 6.1 The sum and the number of divisors Linear congruences and the Chinese remainder theorem. Section 6.3 The Greatest Integer Function - up to Theorem 6.11.	12	
References <ol style="list-style-type: none"> 1. Rosen, Kenneth H. <i>Elementary number theory</i>. London: Pearson Education, 2011. 2. Eynden, Charles Vanden. <i>Elementary number theory</i>. Waveland Press, 2006. 3. Gehring, F. W., and P. R. Halmos. <i>Graduate Texts in Mathematics</i>, 1976. 4. Hsiung, C. Y. <i>Elementary theory of numbers</i>. World Scientific, 1992. 5. Hoffman P., <i>The man who loved only numbers: The story of Paul Erdős and the search for mathematical truth</i>, Little Brown & Company, 1999. 			

***70 external marks are distributed over the first four modules subjected to a minimum of 15 marks from each module.**

Mapping of COs with PSOs and POs :

	PSO1	PSO2	PSO3	PSO4	PO1	PO2	PO3	PO4	PO5	PO6	PO7
CO 1	1	1	0	0	3	0	3	0	3	0	0
CO 2	1	1	0	0	3	0	3	0	3	0	0
CO 3	0	0	1	0	3	0	3	0	3	0	0

Correlation Levels:

Level	Correlation
-	Nil
1	Slightly / Low
2	Moderate / Medium
3	Substantial / High

Assessment Rubrics:

- Assignment/ Seminar
- Internal Exam
- Viva
- Final Exam (70%)

Mapping of COs to Assessment Rubrics:

	Internal Exam	Assignment	Seminar	Viva	End Semester Examinations
CO 1	✓	✓	✓	✓	✓
CO 2	✓	✓	✓	✓	✓
CO 3	✓	✓	✓	✓	✓

Programme	B. Sc. Mathematics Honours			
Course Code	MAT6CJ306 / MAT8MN306			
Course Title	METHODS OF DIFFERENTIAL EQUATIONS			
Type of Course	Major			
Semester	VI			
Academic Level	300-399			
Course Details	Credit	Lecture/Tutorial per week	Practical per week	Total Hours
	4	4	-	60
Pre-requisites	Foundations of basic calculus (0-99 level)			
Course Summary	The course enhances the skill to solve ordinary differential equation using specific methods analytically and computationally for first and higher order differential equations.			

Course Outcomes (CO):

CO	CO Statement	Cognitive Level*	Knowledge Category#	Evaluation Tools used
CO1	Classify and solve first order differential equation by applying appropriate methods	Ap	C	Internal Exam/ Assignment/Seminar/ Viva/End Sem Exam
CO2	Apply different methods to solve higher order homogeneous and non-homogeneous linear differential equations with constant coefficients	Ap	C	Internal Exam/ Assignment/Seminar/ Viva/End Sem Exam
CO3	Use Laplace transform and inverse Laplace transform to solve linear differential equations	Ap	C	Internal Exam/ Assignment/Seminar/ Viva/End Sem Exam
* - Remember (R), Understand (U), Apply (Ap), Analyse (An), Evaluate (E), Create (C) # - Factual Knowledge(F) Conceptual Knowledge (C) Procedural Knowledge (P) Metacognitive Knowledge (M)				

Detailed Syllabus:

Textbook		Dennis G. Zill , A First Course in Differential Equations with Modeling Applications 10th Edn, Cengage Learning (2012) ISBN-13 978-1111827052		
Module	Unit	Content	Hrs	Marks
			(60)	Ext: 70
I	First order differential equations		14	Min.15
		Quick review of Introduction to differential equations (Definitions only)		
	1	2.1.1-Direction Fields		
	2	2.1.2 - Autonomous First-Order DEs		
	3	2.2 - Separable Equations		
	4	2.3 - Linear Equations		
	5	2.4- Exact Equations		
	6	2.5- Solutions by Substitutions		
	7	Problems from the above sections		
II	Higher-Order Differential Equations		12	Min.15
	8	4.1.1 Initial-Value and Boundary-Value Problems		
	9	4.1.2 Homogeneous Equations (proof of Theorems 4.1.2 and 4.1.5 are optional)		
	10	4.1.3 Nonhomogeneous Equations		
	11	4.2 Reduction of Order		
	12	4.3 Homogeneous Linear Equations with Constant Coefficients		
III	Higher-Order Differential Equations (Cont..)		14	Min.20
	13	4.4 -Undetermined Coefficients—Superposition Approach (up to and including Example 9)		
	14	4.5 - Undetermined Coefficients—Annihilator Approach (up to and including Example 3)		
	15	4.5 - Undetermined Coefficients—Annihilator Approach (all the topics after Example 3)		
	16	4.6- Variation of Parameters		
	17	4.7 - Cauchy-Euler Equation (up to and including Example 4)		
	18	4.7 - Cauchy-Euler Equation (all the topics after Example 4)		
	19	4.9 - Solving Systems of Linear DEs by Elimination		
IV	Laplace Transforms		8	Min.10
	20	7.1 Definition of the Laplace Transforms (proof of Theorems 7.1.2 and 7.1.3 are optional)		
	21	7.2.1 Inverse Transforms		
	22	7.2.2 Transforms of Derivatives		
V	Open Ended: Mastering differential equation using software		12	
	IVP and BVP Problem-solving using mathematical software like Sage/Python/ Mathematica/Matlab/ Maple/Scilab etc (Instructor may choose any software appropriately) <i>Suggestions:</i> ● Plotting solution curves -2 hrs			

	<ul style="list-style-type: none"> ● Solve first order initial value problems -2 hrs ● Solve second order initial value problems -2 hrs ● Plot Laplace transform of given function -2 hrs ● find Laplace transform and inverse Laplace transform - 2 hrs ● Solve the initial value problem using Laplace transform -2 hrs 		
References			
<ol style="list-style-type: none"> 1. G. F. Simmons and S. G. Krantz, Differential Equations: Theory, Technique, and Practice, McGraw Hill (2006), ISBN-13. 978-0072863154 2. E. A. Coddington, An Introduction to Ordinary Differential Equations, Prentice Hall India (2009). ISBN: 9788120303614 3. E. Boyce , Richard C. Diprima, Douglas B Meade, Elementary Differential Equations and Boundary Value Problems, 11 Edn. William John Wiely & Sons (2017) ISBN: 1119169879 4. William F. Trench, <u>Elementary Differential Equations with Boundary Value Problems</u>, S.Chand (G/L) & Company Ltd (2013) ISBN 13: 9780534368418. 5. S. L. Ross, Differential Equations, 3rd edition, Wiley India, (2007) ISBN-13. 978-8126515370 6. Martha L. Abell, James P. Braselton, Differential Equations with Mathematica, 5th edn. Elsevier Science Publishing Co Inc (2022), ISBN: 9780128241608 7. Amit Saha, Doing Math with Python", No Starch Press, US . (2015), ISBN 13 978-1593276409 			

***Optional topics are exempted for end semester examination.**

****70 external marks are distributed over the first four modules subjected to a minimum of 15 marks from each module.**

Mapping of COs with PSOs and POs :

	PSO1	PSO2	PSO3	PSO4	PO1	PO2	PO3	PO4	PO5	PO6	PO7
CO 1	3	2	2	1	3	0	3	0	3	0	0
CO 2	2	3	1	2	3	0	3	0	3	0	0
CO 3	2	1	3	3	3	0	3	0	3	0	0

Correlation Levels:

Level	Correlation
-	Nil
1	Slightly / Low
2	Moderate / Medium
3	Substantial / High

Assessment Rubrics:

- Assignment/ Seminar
- Internal Exam
- Viva
- Final Exam (70%)

Mapping of COs to Assessment Rubrics:

	Internal Exam	Assignment	Seminar	Viva	End Semester Examinations
CO 1	✓	✓	✓	✓	✓
CO 2	✓	✓	✓	✓	✓
CO 3	✓	✓	✓	✓	✓

Programme	B. Sc. Mathematics Honours			
Course Code	MAT7CJ401			
Course Title	MATHEMATICAL ANALYSIS			
Type of Course	Major			
Semester	VII			
Academic Level	400-499			
Course Details	Credit	Lecture/Tutorial per week	Practicum per week	Total Hours
	4	3	2	75
Pre-requisites	1. Mathematical Logic and necessary exposure to set theory. 2. Basic Calculus 3. Real Analysis I, Real Analysis II			
Course Summary	The topology of the real line is explored in detail, as is necessary later for an in-depth understanding of the theory of real functions. Limits, Continuity & Differentiation are rigorously covered. Riemann-Stieltjes Integration is introduced as a generalisation of the Riemann integration covered in earlier semesters, enabling the student to view summation of series and integration as extensions of the same concept. After a discourse on series of functions and various results discussing the compatibility of the above three notions with the limiting operations on series of functions, the course concludes with a presentation of the famous Stone-Weierstrass' Theorem.			

Course Outcomes (CO):

CO	CO Statement	Cognitive Level*	Knowledge Category#	Evaluation Tools used
CO1	Analyse and differentiate between finite, countable, and uncountable sets, and apply these concepts to problems in \mathbb{R}	An	C	Internal Exam/Assignment/Seminar/ Viva/Report/ End Sem Exam
CO2	Evaluate the properties of compact, perfect, and connected sets in the context of metric spaces.	E	P	Internal Exam/Assignment/Seminar/ Viva/Report/ End Sem Exam
CO3	Synthesize the principles of continuity, differentiability, integrability and convergence of sequences and series including the application of the Mean Value Theorem and L'Hospital's Rule, to solve complex problems involving real-valued and vector-valued functions.	E	P	Internal Exam/Assignment/Seminar/ Viva/Report/ End Sem Exam
* - Remember (R), Understand (U), Apply (Ap), Analyse (An), Evaluate (E), Create (C) # - Factual Knowledge(F) Conceptual Knowledge (C) Procedural Knowledge (P) Metacognitive Knowledge (M)				

Detailed Syllabus:

Textbook	Principles of Mathematical Analysis, Walter Rudin,, (3/e), McGraw Hill Inc(2013)			
Module	Unit	Content	Hrs (45+30)	External Marks (70)
I	Basic Topology of the Real Line		13	Min.15
	1	Chapter 2 – Finite, Countable & Uncountable Sets – 2.1 to 2.14		
	2	Chapter 2 – Metric Spaces – 2.15 to 2.24		
	3	Chapter 2 – Metric Spaces – 2.25 to 2.30		
	4	Chapter 2 – Compact Sets – 2.31 to 2.42		
	5	Chapter 2 – Perfect Sets – 2.43 to 2.44		
	6	Chapter 2 – Connected Sets – 2.45 to 2.47		
II	Continuity and Differentiation		16	Min.20
	7	Chapter 4 – Limits of Functions and Continuous Functions – 4.1 to 4.12		
	8	Chapter 4 – Continuity and Compactness – 4.13 to 4.21		
	9	Chapter 4 - Continuity and Connectedness – 4.22 to 4.24		
	10	Chapter 4 – Discontinuities and Monotonic Functions – 4.25 to 4.30		
	11	Chapter 5 – The Derivative – 5.1 to 5.6		
	12	Chapter 5 – Mean Value Theorems – 5.7 to 5.12		
13	Chapter 5 – L’Hospital’s rule, Higher Derivatives & Taylor’s Theorem, Differentiation of Vector Valued Functions – 5.13 to 5.19 (proof of theorem 5.13 and theorem 5.15 are optional)			
III	The Riemann-Stieltjes Integral		9	Min.15
	14	Chapter 6 – Definition and Existence – 6.1 to 6.6		
	15	Chapter 6 – Definition and Existence – 6.6 to 6.11		
	16	Chapter 6 – Properties – 6.12 to 6.13		
	17	Chapter 6 – Properties – 6.14 to 6.19 (proof of theorem 6.19 is optional)		
	18	Chapter 6 – Integration & Differentiation – 6.20 to 6.22		
IV	Sequences & Series of functions		7	Min.10
	19	Chapter 7 – Discussion of Main Problem - 7.1 to 7.3		
	20	Chapter 7 – Discussion of Main Problem - 7.4 to 7.6		
	21	Chapter 7 –Uniform Convergence – 7.7-7.10		
	22	Chapter 7 –Uniform Convergence & Continuity – 7.11 to 7.13		
V	Practicum : The goal is for the students to learn the following selected topics via self-study and group activities. The lecturer may assist by running and overseeing group discussions and class		30	-

	seminars and referring library books for self-study and note preparation.		
1	Chapter 3 – Convergent Sequences, Subsequences		
2	Chapter 3 – Cauchy Sequences, Upper and Lower Limits		
3	Chapter 3 – Some Special Sequences, Series		
4	Chapter 3 – Series of Non-Negative Terms, The Root and Ratio Tests		
5	Chapter 3 – Power Series, Absolute Convergence		
6	Chapter 3 – Addition and Multiplication of Series, Rearrangements.		
7	Chapter 4 – Infinite Limits & Limits at Infinity – 4.32 to 4.34		
8	Chapter 6 – Integration of Vector-valued Functions and Rectifiable curves - 6.23 to 6.27		
9	Chapter 7 – Uniform Convergence, Integration and Differentiation – 7.16 to 7.18		
10	Chapter 7 –Equicontinuity and Stone-Weierstrass Theorem – 7.19 to 7.27		
References			
<ol style="list-style-type: none"> 1. Mathematical Analysis, T. M. Apostol, (2nd Edn.); Narosa; 2002. 2. Introduction to Real Analysis, R. G. Bartle and D.R. Sherbert;; John Wiley Bros; 1982. 3. Real Analysis- a first course, R. A. Gordon:(2nd Edn.); Pearson; 2009. 4. Analysis-I, H. Amann and J. Escher, Birkhuser, 2006 5. The way of Analysis, Robert Strichartz, (R/e), Jones and Bartlett Mathematics (2000) 6. A first course in Real Analysis, M. H. Protter and C. B. Moray, Springer Verlag UTM (1977) 			

***Optional topics are exempted for end semester examination**

****70 external marks are distributed over the first four modules subjected to a minimum of 15 marks from each module.**

Mapping of COs with PSOs and POs :

	PSO1	PSO2	PSO3	PSO4	PO1	PO2	PO3	PO4	PO5	PO6	PO7
CO 1	3	2	1	0	3	0	3	0	3	0	0
CO 2	2	3	2	0	3	0	3	0	3	0	0
CO 3	3	3	3	1	3	0	3	0	3	0	0

Correlation Levels:

Level	Correlation
-	Nil
1	Slightly / Low
2	Moderate / Medium
3	Substantial / High

Assessment Rubrics:

- Assignment/ Report
- Seminar
- Internal Exam
- Viva
- Final Exam (70%)

Mapping of COs to Assessment Rubrics:

	Internal Exam	Assignment/ Report	Seminar	Viva	End Semester Examinations
CO 1	✓	✓	✓	✓	✓
CO 2	✓	✓	✓	✓	✓
CO 3	✓	✓	✓	✓	✓

Programme	B. Sc. Mathematics Honours			
Course Code	MAT7CJ402			
Course Title	GENERAL TOPOLOGY			
Type of Course	Major			
Semester	VII			
Academic Level	400-499			
Course Details	Credit	Lecture/Tutorial per week	Practicum per week	Total Hours
	4	3	2	75
Pre-requisites	1. Mathematical Logic and necessary exposure to set theory. 2. Basic Calculus 3. Real Analysis I, Real Analysis II			
Course Summary	The subject of general topology is introduced with motivations from the theory of real functions and of metric spaces. Basic concepts like open and closed sets, interiors, closures, boundaries, neighbourhoods, bases and sub-bases are introduced. After a discussion of continuity and related topics, the universal properties of strong and weak topologies are discussed. Compactness, connectedness, and various countability axioms are studied in some detail. After a detailed study of the hierarchy of separation axioms and their interplay with other properties such as compactness, the course concludes with a presentation of the famous Urysohn & Tietze characterisations of normality.			

Course Outcomes (CO):

CO	CO Statement	Cognitive Level*	Knowledge Category#	Evaluation Tools used
CO1	Define and classify topological spaces, bases, and subspaces, and apply these concepts to identify examples of different topological structures.	Ap	C	Internal Exam/Assignment/Seminar/ Viva/Report/ End Sem Exam
CO2	Analyse and evaluate closed sets, interior points, and accumulation points within topological spaces, and understand the concepts of continuity and related topological properties.	An	P	Internal Exam/Assignment/Seminar/ Viva/Report/ End Sem Exam
CO3	Synthesize the concepts of connectedness, separation axioms, and compactness to determine specific topological properties of spaces and analyse their applications in solving problems related to paths and separation.	E	C	Internal Exam/Assignment/Seminar/ Viva/Report/ End Sem Exam
* - Remember (R), Understand (U), Apply (Ap), Analyse (An), Evaluate (E), Create (C) # - Factual Knowledge(F) Conceptual Knowledge (C) Procedural Knowledge (P) Metacognitive Knowledge (M)				

Detailed Syllabus:

Textbook	Introduction to General Topology, K. D. Joshi,, New Age International Publishers, 1983.			
Module	Unit	Content	Hrs (45+30)	External Marks (70)
I	Topological Spaces		12	Min.15
	1	Chapter 4 – Section 1: Definition of Topological Space		
	2	Chapter 4 – Section 2: Examples of Topological Spaces		
	3	Chapter 4 – Section 3: Bases and Sub-bases – 3.1 to 3.7		
	4	Chapter 4 – Section 3: Bases and Sub-bases – 3.8 to 3.10		
	5	Chapter 4 – Section 4: Subspaces – 4.1 to 4.6		
II	Basic concepts		10	Min.15
	6	Chapter 5 – Section 1: Closed Sets and Closure (Proof of Theorem 1.5 is optional)		
	7	Chapter 5 – Section 2: Neighbourhoods, Interior and Accumulation Points – 2.1 to 2.8		
	8	Chapter 5 – Section 2: Neighbourhoods, Interior and Accumulation Points –2.9 to 2.10 and 2.13		
	9	Chapter 5 – Section 3: Continuity and Related Concepts – 3.1 to 3.6		
	10	Chapter 5 – Section 3: Continuity and Related Concepts – 3.7 to 3.11		
III	Spaces with special properties		12	Min.15
	11	Chapter 5 – Section 4: Making Functions Continuous, Quotient Spaces – 4.1 to 4.7		
	12	Chapter 5 – Making Functions Continuous, Quotient Spaces – 4.8 to 4.12		
	13	Chapter 6 – Section 1: Smallness Conditions on a Space – 1.1 to 1.9		
	14	Chapter 6 – Section 1: Smallness Conditions on a Space – 1.10 to 1.18		
	15	Chapter 6 – Section 2: Connectedness – 2.1 to 2.6 (Proof of Theorem 2.5 is optional)		
	16	Chapter 6 – Connectedness – 2.7 to 2.15		
IV	Separation axioms		11	Min.15
	17	Chapter 6 – Section 3: Local Connectedness and Paths – 3.1 to 3.8		
	18	Chapter 7 – Hierarchy of Separation Axioms - 1.1 to 1.6.		
	19	Chapter 7 – Hierarchy of Separation Axioms - 1.7 to 1.12		
	20	Chapter 7 – Hierarchy of Separation Axioms - 1.13 to 1.17		
	21	Chapter 7 – Section 2: Compactness and Separation Axioms - 2.1 to 2.6		

	22	Chapter 7 – Section 2: Compactness and Separation Axioms- 2.7 to 2.10		
V	Practicum:		30	-
Practicum	The goal is for the students to learn the following selected topics in 10 practicum sessions of hours each via self-study and group activities. The lecturer may assist by running group discussions, supervising class seminars and referring library books for self-study and note preparation.			
1	Chapter 1 - Logical Warm-up			
2	Chapter 2 – Preliminaries			
3	Chapter 3 – Motivation for Topology			
4	Chapter 6 - Connectedness: Theorem 2.5 and its proof			
5	Chapter 6 - Local connectedness and Paths - 3.9 to 3.11			
6	Chapter 7 - Compactness and Separation Axioms - 2.11 to 2.16			
7	Chapter 7 – Section 3: Urysohn Characterisation of Normality -3.1 to 3.4			
8	Chapter 7 – Section 3: Urysohn Characterisation of Normality - 3.5 to 3.6			
9	Chapter 7 –Section 4: Tietze Characterisation of Normality - 4.1 to 4.5			
10	Chapter 7 –Section 4: Tietze Characterisation of Normality - 4.6 to 4.8			
References				
<ol style="list-style-type: none"> 1. Topology, J. R. Munkres, Prentice Hall of India, 2000. 2. General Topology, S. Willard, Addison Wesley Pub. Company, 1976. 3. General Topology, J. L. Kelley, D. van Nostrand, 1955. 4. Introduction to Topology and Modern Analysis, G. F. Simmons, McGraw-Hill, 1963. 5. Topology, James Dugundji, Prentice Hall of India, 1975. 				

***Optional topics are exempted for end semester examination.**

****70 external marks are distributed over the first four modules subjected to a minimum of 15 marks from each module.**

Mapping of COs with PSOs and POs :

	PSO1	PSO2	PSO3	PSO4	PO1	PO2	PO3	PO4	PO5	PO6	PO7
CO 1	2	1	2	0	3	0	3	0	3	0	0
CO 2	3	2	2	1	3	0	3	0	3	0	0
CO 3	3	3	3	2	3	0	3	0	3	0	0

Correlation Levels:

Level	Correlation
-	Nil
1	Slightly / Low
2	Moderate / Medium
3	Substantial / High

Assessment Rubrics:

- Assignment/ Report
- Seminar
- Internal Exam
- Viva
- Final Exam (70%)

Mapping of COs to Assessment Rubrics:

	Internal Exam	Assignment/ Report	Seminar	Viva	End Semester Examinations
CO 1	✓	✓	✓	✓	✓
CO 2	✓	✓	✓	✓	✓
CO 3	✓	✓	✓	✓	✓

Programme	B. Sc. Mathematics Honours			
Course Code	MAT7CJ403			
Course Title	ABSTRACT ALGEBRA II			
Type of Course	Major			
Semester	VII			
Academic	400-499			
Course Details	Credit	Lecture/Tutorial per week	Practicum per week	Total Hours
	4	3	2	75
Pre-requisites	1. Mathematical Logic and necessary exposure to set theory. 2. First Course on Group Theory			
Course Summary	The subject of group theory is taken upon from where it was left off in previous introductory courses. The basic constructions in group theory – those of direct products and quotient groups are introduced. The Fundamental Theorem of Finitely Generated Abelian Groups is introduced (without proof) and the consequences explored in order to compare the challenges in the theory of Abelian vs non-Abelian groups. After an introductory delving into normal and subnormal series of groups, group actions are introduced and Sylow Theory discussed in the context of classifying non-Abelian groups. The course concludes with a basic discussion on polynomial rings and their factorisation, paving the way for the theory of extension fields in later, more advanced courses.			

Course Outcomes (CO):

CO	CO Statement	Cognitive Level*	Knowledge Category#	Evaluation Tools used
CO1	Apply the concept of direct products of groups and factor groups to construct new groups from existing ones.	Ap	P	Internal Exam/Assignment/Seminar/ Viva/Report/ End Sem Exam
CO2	Analyse and evaluate the isomorphism theorems, series of groups, and Sylow theorems to understand the structural properties and classifications of groups.	E	C	Internal Exam/Assignment/Seminar/ Viva/Report/ End Sem Exam
CO3	Synthesize the concepts of rings of polynomials, factorization of polynomials, and ideal structures within rings and fields, with a focus on homomorphisms and factor rings.	E	P	Internal Exam/Assignment/Seminar/ Viva/Report/ End Sem Exam
* - Remember (R), Understand (U), Apply (Ap), Analyse (An), Evaluate (E), Create (C) # - Factual Knowledge(F) Conceptual Knowledge (C) Procedural Knowledge (P) Metacognitive Knowledge (M)				

Detailed Syllabus:

Textbook		A First Course in Abstract Algebra, J. B. Fraleigh, 7th Edition, Pearson Education Limited, 2014.		
Module	Unit	Content	Hrs (45+30)	External Marks (70)
I	Basic Constructions – New Groups From Old		11	Min.15
	1	Section 11 – Direct Products of Groups (11.1 to 11.11)		
	2	Section 11 – Finitely Generated Abelian Groups (11.12 to 11.17)		
	4	Section 14 – Factor Groups		
	5	Section 15 – Factor Group Computations (15.1 to 15.13)		
	6	Section 15 – Simple Groups, The Centre and Commutator Subgroups (15.14 to 15.21).		
II	Advanced Group Theory (Pre-requisites: Sections 16 and 17 of Practicum)		14	Min.20
	7	Section 34 – Isomorphism Theorems		
	8	Section 35 – Series of Groups - 35.1 to 35.19 (Proofs of Zassenhaus Lemma and Schreier Theorem are optional)		
	9	Section 36 – Sylow Theorems (36.1 to 36.4)		
	10	Section 36 – Sylow Theorems (36.5 to 36.13).		
	11	Section 37 – Applications of the Sylow Theory (37.1 to 37.6)		
	12	Section 37 – Further Applications (37.7 to 37.15)		
III	Rings and Fields		11	Min.15
	13	Section 22 – Rings of Polynomials – (22.1 to 22.3) (proof of Theorem 22.2 is optional)		
	14	Section 22 – The Evaluation Homomorphisms (22.4 to 22.11)		
	15	Section 23 – Factorisation of Polynomials over a Field (23.1 to 23.6)		

	16	Section 23 – Irreducible Polynomials (23.7 to 23.21)		
	17	Section 24 – Non-commutative Examples. (24.1 to 24.3)		
	18	Section 24 – Non-commutative Examples (24.4 to 24.10)		
IV	More Ring Theory		8	Min.10
	19	Section 26 – Homomorphism and Factor Rings (26.1 to 26.6).		
	20	Section 26 – Factor Rings (26.7 to 26.19)		
	21	Section 27 – Prime and Maximal Ideals (27.1 to 27.20).		
	22	Section 27 – Ideal Structure in $F[x]$ (27.21 to 27.27)		
V	Practicum:		30	-
	The goal is for the students to learn the following selected topics in 5 practicum sessions of six hours each via self-study and group activities. The lecturer may assist by running group discussions, supervising class seminars and referring library books for self-study and note preparation.			
	1	Section 12 – Plane isometries		
	2	Section 16 – Group Action on a Set		
	3	Section 17 – Application of G-sets to Counting		
	4	Section 21 – The Field of Quotients of an Integral Domain		
		Section 35 - Series of Groups - Ascending central series - 35.20 to 35.21		
	5	Section 39 – Free Groups		
References				
<ol style="list-style-type: none"> 1. Abstract Algebra, Dummitt and Foote, Wiley India, 2011. 2. Contemporary Abstract Algebra, Joseph A. Gallian, CRC Press, 1986. 3. Topics in Algebra, I. N. Herstein, John Wiley and Sons, 2006. 4. Algebra, T. W. Hungerford, Springer-Verlag, 1987. 5. Algebra, Micheal Artin, Birkhauser, 2011 6. Algebra, Serge Lang, Springer, 2002. 7. Advanced Higher Algebra, J G Chakravorthy and P R Gosh, Kolkata U N Dhur, 2014 (ISBN: 9789380673059) 				
Suggested Programming Exercises for Practicum:				
<ol style="list-style-type: none"> 1. Form congruence groups Z_3, Z_2. Verify that $Z_3 \times Z_2 \cong Z_6$. Form its 				

- cosets (Section 9.11, Ref (3)).
2. Find the centre of the dihedral group. (Section 9.12, Ref (3))
 3. For an element from the dihedral group, find its stabilizer. (Section 9.12, Ref (3))
 4. Find the conjugacy classes of an element from the dihedral group. (Section 9.12, Ref (3))
 5. Take a subgroup (say H) of S_3 . List the conjugacy classes using the command conjugacy classes subgroups (). Can you find out all the subgroups using these conjugacy classes? (Ref (1) or Section 9.12, Ref (3))
 6. Find Sylow-2-subgroups and Sylow-3-subgroups of D_{18} (Section 9.13, Ref (3))

References

1. Robert A. Beezer; Group Theory and SAGE: A Primer, <http://people.reed.edu/~davidp/332/sage-group-theory.pdf>
2. Group Theory and Sage - SageMath tutorial https://doc.sagemath.org/html/en/thematic_tutorials/group_theory.html
3. Ajit Kumar, Vikas Bist; Group Theory An Expedition with SageMath, Narosa Publishing House.
4. Thomas W. Judson, Robert A. Beezer; Abstract Algebra Theory and Applications with Sage Exercises for Abstract Algebra, <http://abstract.ups.edu/download/aata-20130816.pdf>

***Optional topics are exempted for end semester examination.**

****70 external marks are distributed over the first four modules subjected to a minimum of 15 marks from each module.**

Mapping of COs with PSOs and POs :

	PSO1	PSO2	PSO3	PSO4	PO1	PO2	PO3	PO4	PO5	PO6	PO7
CO 1	3	2	2	1	3	0	3	0	2	0	1
CO 2	2	3	1	2	3	0	3	0	3	0	2
CO 3	2	1	3	3	3	0	3	0	3	0	2

Correlation Levels:

Level	Correlation
-	Nil
1	Slightly / Low
2	Moderate / Medium
3	Substantial / High

Assessment Rubrics:

- Assignment/ Report
- Seminar
- Internal Exam
- Viva
- Final Exam (70%)

Mapping of COs to Assessment Rubrics:

	Internal Exam	Assignment/ Report	Seminar	Viva	End Semester Examinations
CO 1	✓	✓	✓	✓	✓
CO 2	✓	✓	✓	✓	✓
CO 3	✓	✓	✓	✓	✓

Programme	B. Sc. Mathematics Honours			
Course Code	MAT7CJ404			
Course Title	LINEAR ALGEBRA			
Type of Course	Major			
Semester	VII			
Academic Level	400-499			
Course Details	Credit	Lecture/Tutorial per week	Practicum per week	Total Hours
	4	3	2	75
Pre-requisites	1. Mathematical Logic and necessary exposure to set theory. 2. Matrices and Determinants 3. Systems of Linear Equations and their solutions			
Course Summary	Vector spaces in the abstract are introduced. Linear transformations are introduced as structure preserving maps between them. Representation of linear transformations as matrices is discussed. The algebraic dual and double dual space of a vector space are studied in some detail. The concept of the transpose of a linear transformation is introduced and discussed as well. The course then passes on to spectral theory on finite dimensional spaces, introducing characteristic values and vectors. After an extended discussion leading up to the characterisation of diagonalisable and triangulable operators, an elementary decomposition of a linear operator is established. The course ends with a short discussion of inner products and inner product spaces.			

Course Outcomes (CO):

CO	CO Statement	Cognitive Level*	Knowledge Category#	Evaluation Tools used
CO1	Analyse and apply the concepts of vector spaces, subspaces, and bases to solve problems involving linear independence and dimensionality.	An	P	Internal Exam/Assignment/Seminar/ Viva/Report/ End Sem Exam
CO2	Evaluate the properties of linear transformations and their algebraic representations using matrices.	E	C	Internal Exam/Assignment/Seminar/ Viva/Report/ End Sem Exam
CO3	Synthesize the concepts of linear functionals, the double dual space, and the transpose of linear transformations to understand advanced topics in linear algebra and apply them to canonical forms	E	P	Internal Exam/Assignment/Seminar/ Viva/Report/ End Sem Exam
* - Remember (R), Understand (U), Apply (Ap), Analyse (An), Evaluate (E), Create (C) # - Factual Knowledge(F) Conceptual Knowledge (C) Procedural Knowledge (P) Metacognitive Knowledge (M)				

Detailed Syllabus:

Textbook	Linear Algebra, Kenneth Hoffman and Ray Kunze, 2nd Edition, Prentice Hall of India, 1991.			
Module	Unit	Content	Hrs (45+30)	External Marks (70)
I	Vector Spaces		12	Min.15
	1	Section 2.1 – Vector Spaces		
	2	Section 2.2 – Subspaces		
	3	Section 2.3 – Bases and Dimension – up to Theorem 5		
	4	Section 2.3 – Bases and Dimension – rest of the section starting from Theorem 5		
	5	Section 2.4 – Coordinates – up to and including Theorem 7		
	6	Section 2.4 – Coordinates – rest of the section		
II	Linear Transformations		11	Min.15
	7	Section 3.1 – Linear Transformations – upto and including Example 7		
	8	Section 3.1 – Linear Transformations – rest of the section.		
	9	Section 3.2 – The Algebra of Linear Transformations – up to and including Theorem 5		
	10	Section 3.2 – The Algebra of Linear Transformations – rest of the section		
	11	Section 3.3 – Isomorphism		
	12	Section 3.4 – Representation of Transformations by Matrices – up to and including Example 15		
III	Linear Transformations		11	Min.15
	13	Section 3.4 – Representation of Transformations by Matrices – rest of the section		
	14	Section 3.5 – Linear Functionals – upto and including Example 22.		
	15	Section 3.5 – Linear Functionals – rest of the section.		
	16	Section 3.6 – The Double Dual – upto and including Theorem 18.		
	17	Section 3.6 – The Double Dual – the rest of the section		
	18	Section 3.7 – The Transpose of a Linear Transformation – up to and including Theorem 22		
	19	Section 3.7 – The Transpose of a Linear Transformation – rest of the section.		
IV	Elementary Canonical Forms		11	Min.15
	20	Section 6.1 and 6.2 – Introduction and Characteristic Values		
	21	Section 6.3 – Annihilating Polynomials (Proof of Theorem 4 omitted)		
	22	Section 6.4 – Invariant Subspaces.		

V	Practicum		30	-
	The goal is for the students to learn the following selected topics in 10 practicum sessions of three hours each via self-study and group activities. The lecturer may assist by running group discussions, supervising class seminars and referring library books for self-study and note preparations.			
	1	Section 1.3 – Matrices and Elementary Row Operations		
	2	Section 1.4 – Row Reduced Echelon Matrices		
	3	Section 1.5 – Matrix Multiplication		
	4	Section 1.6 – Invertible Matrices		
	5	Section 6.4 – Triangulation and Diagonalisation		
	6	Section 6.6 – Direct-sum Decompositions		
	7	Section 6.7 – Invariant Direct Sums		
	8	Section 8.1 – Inner Products		
	9	Section 8.2 – Inner Product Spaces		
10	Section 6.8 – The Primary Decomposition Theorem			
References				
<ol style="list-style-type: none"> 1. Finite Dimensional Vector Spaces, P. R. Halmos, Narosa Pub House, 1980.. 2. Linear Algebra, S. Lang, Addison Wesley Pub Company, 1972. 3. Topics in Algebra, I. N. Herstein, John Wiley & Sons, 2006. 4. Linear Algebra, R. R. Stoll & E. T. Wong, Academic Press International Edition, 1968. 				
Suggested Programming Exercises for Practicum :				
<ol style="list-style-type: none"> 1. Form a four-dimensional vector space over \mathbb{Q}. Take two vectors from this, find its span. (Chapter VS, Ref (1)) 2. Find basis of the vector subspace found in the above question. (Chapter VS, Ref (1)) 3. Take some elements from this vector space, test for linear independence. (Chapter V Section LI, Ref (1)) 4. Form two vector spaces over \mathbb{Q}. Define symbolic linear transformations between them, find the image of selected elements under it. (Chapter LT, Ref (1)) 5. Define linear transformations (LT) from matrices. (Chapter LT, Ref (1)) 6. Check if linear transformation is injective (Section ILT , Ref (1)) 7. Define two LT, add them. Find the individual matrices of these with respect to certain bases. Verify that the matrix of the sum of LT is the sum of matrices of individual LT .(Section OLT, , Ref (1)) 8. Find the kernel of an LT, find its nullity. (Section ILT, Ref (1)) 9. Find inverse of LT (Section IVLT, Ref (1)) 10. Take a matrix, find Eigenvalues, Eigen vectors, check if it is 				

diagonalizable, diagonalize if it is. (Chapter E ILT, Ref (1))

References

1. Robert A. Beezer, Sage for Linear Algebra A Supplement to A First Course in Linear Algebra <http://linear.ups.edu/sage-fcla.html>
2. Sang-Gu Lee *et al.*, Linear Algebra with Sage https://www.researchgate.net/publication/280093747_Linear_Algebra_with_Sage_BigBook_Free_e-book_English_Version_All

***70 external marks are distributed over the first four modules subjected to a minimum of 15 marks from each module.**

Mapping of COs with PSOs and POs :

	PSO1	PSO2	PSO3	PSO4	PO1	PO2	PO3	PO4	PO5	PO6	PO7
CO 1	3	2	2	1	3	0	3	1	3	0	2
CO 2	3	3	2	1	3	0	3	2	3	0	2
CO 3	3	3	2	2	3	0	3	2	3	0	3

Correlation Levels:

Level	Correlation
-	Nil
1	Slightly / Low
2	Moderate / Medium
3	Substantial / High

Assessment Rubrics:

- Assignment/ Report
- Seminar
- Internal Exam
- Viva
- Final Exam (70%)

Mapping of COs to Assessment Rubrics:

	Internal Exam	Assignment/ Report	Seminar	Viva	End Semester Examinations
CO 1	✓	✓	✓	✓	✓
CO 2	✓	✓	✓	✓	✓
CO 3	✓	✓	✓	✓	✓

Programme	B. Sc. Mathematics Honours			
Course Code	MAT7CJ405			
Course Title	DISCRETE MATHEMATICS			
Type of Course	Major			
Semester	VII			
Academic Level	400-499			
Course Details	Credit	Lecture/Tutorial per week	Practicum per week	Total Hours
	4	3	2	75
Pre-requisites	Basic Logical thinking and Set theory.			
Course Summary	The "Discrete Mathematics" course (MAT7CJ405) covers essential concepts in discrete structures and their applications. Students explore topics like graph theory, automorphisms, connectivity, and order relations through carefully structured modules. The course includes practical exercises and references to foundational works in the field, providing students with theoretical understanding and problem-solving skills necessary for further studies or real-world applications in mathematics and related areas.			

Course Outcomes (CO):

CO	CO Statement	Cognitive Level*	Knowledge Category#	Evaluation Tools used
CO1	Describe and explain fundamental concepts in graph theory, including subgraphs, vertex degrees, paths, connectedness, and operations on graphs.	U	C	Internal Exam/ Assignment/ Seminar/ Viva /Report/ End Sem Exam
CO2	Apply and analyse concepts related to automorphisms of graphs, vertex and edge cuts, and graph connectivity, utilizing definitions, theorems, and exercises.	An	P	Internal Exam/ Assignment/ Seminar/ Viva/ Report/ End Sem Exam
CO3	Evaluate and compare order relations in mathematical contexts and their implications for understanding and applying order theory.	E	C	Internal Exam/ Assignment/ Seminar/ Viva/ Report/ End Sem Exam
* - Remember (R), Understand (U), Apply (Ap), Analyse (An), Evaluate (E), Create (C) # - Factual Knowledge(F) Conceptual Knowledge (C) Procedural Knowledge (P) Metacognitive Knowledge (M)				

Detailed Syllabus:

Textbook	<ol style="list-style-type: none"> 1. A Textbook of Graph Theory. (2/e) Balakrishnan, R, & Ranganathan, K, Springer-Verlag, New York Inc., 2020 2. Foundations of Discrete Mathematics, K. D Joshi, New Age International (P) Limited, New Delhi, 1989. 3. An Introduction to Formal Languages and Automata (2/e), Peter Linz, Narosa Publishing House, New Delhi, 1997 			
Module	Unit	Content	Hrs (75)	External Marks (70)
I	Fundamentals of Graph Theory		12	Min.15
	1	Section 1.0 Introduction (Text 1)		
	2	Section 1.1 Basic Concepts (Text 1)		
	3	Section 1.2 Sub Graphs (Text 1)		
	4	Section 1.3 Degrees of Vertices (Text 1)		
II	Graph Operations and Connectivity		11	Min.15
	6	Section 1.5 Automorphisms of a simple graph (Definition 1.5.1 to Theorem 1.5.3) (Text 1)		
	7	Section 1.5 Automorphisms of a simple (Exercise 5.1 to Exercise 5.5) (Text 1)		
	8	Section 1.7 Operations on Graphs (Definition 1.7.1 to Example 1.7.10) (Text 1)		
	9	Section 1.7 Operations on Graphs (Exercise 7.3 to Exercise 7.6) (Text 1)		
	10	Section 3.1 Vertex Cuts and edge Cuts (Definition 3.1.1 to Theorem 3.1.10) (Text 1)		
	11	Section 3.1 Vertex Cuts and edge Cuts (Proposition 3.1.2 to Exercise 1.4) (Text 1)		
	12	Section 3.2 Connectivity and Edge - Connectivity (Definition 3.2.1 to Exercise 2.10) (Text 1)		
III	Order Relations		11	Min.15
	14	Section 3 Order Relations (Sections 3, 3.1, 3.2 of Text 2)		
	15	Section 3 Order Relations (Sections 3.3, 3.4 of Text book 2)		
	16	Section 3 Order Relations (Sections 3.5, 3.6 of Text book 2)		
	17	Section 3 Order Relations (Sections 3.7 of Text book 2)		
	18	Section 3 Order Relations (Sections 3.8, 3.9, 3.10 of Text 2)		
IV	Finite Automata and Acceptors		11	Min.15
	20	Section 2.1 Deterministic Finite Acceptors (Text 3)		
	21	Section 2.2 Non-Deterministic Finite Acceptors (Text 3)		
	22	Section 2.3 Equivalence of Deterministic and Nondeterministic Finite Acceptors (Text 3)		

V	Practicum		30	
		Line Graphs and Directed Graphs		
		Eulerian Graphs and Hamiltonian Graphs		
		Planar and Non planar Graphs		
		Applications of Lattices in Switching Circuits		
		Applications of Automata in Theory of Computing		
References				
<ol style="list-style-type: none"> 1. J. C. Abbot: Sets, lattices and Boolean Algebras; Allyn and Bacon, Boston; 1969. 2. J. A. Bondy, U.S.R. Murty: Graph Theory; Springer; 2000. 3. S. M. Cioaba and M.R. Murty: A First Course in Graph Theory and Combinatorics; Hindustan Book Agency; 2009 4. R. P. Grimaldi: Discrete and Combinatorial Mathematics- an applied introduction(5th edn.); Pearson; 2007. 5. J. L. Gross: Graph theory and its applications(2nd edn.); Chapman & Hall/CRC; 2005 6. Graph Theory and Decomposition, Jomon Kottarathil, Sudev Naduvath and Joseph Varghese Kureethara, CRC Press, London, New York, 2024. 				

****70 external marks are distributed over the first four modules subjected to a minimum of 15 marks from each module.**

Mapping of COs with PSOs and POs :

	PSO1	PSO2	PSO3	PSO4	PO1	PO2	PO3	PO4	PO5	PO6	PO7
CO 1	1	2	2	0	3	0	2	1	3	0	2
CO 2	1	3	2	1	3	0	3	2	3	0	3
CO 3	0	2	2	1	3	0	3	1	3	0	2

Correlation Levels:

Level	Correlation
-	Nil
1	Slightly / Low
2	Moderate / Medium
3	Substantial / High

Assessment Rubrics:

- Assignment/ Report
- Seminar
- Internal Exam
- Viva
- Final Exam (70%)

Mapping of COs to Assessment Rubrics:

	Internal Exam	Assignment/ Report	Seminar	Viva	End Semester Examinations
CO 1	✓	✓	✓	✓	✓
CO 2	✓	✓	✓	✓	✓
CO 3	✓	✓	✓	✓	✓

Programme	B. Sc. Mathematics Honours			
Course Code	MAT8CJ406 / MAT8MN406			
Course Title	BASIC MEASURE THEORY			
Type of Course	Major			
Semester	VIII			
Academic Level	400-499			
Course Details	Credit	Lecture/Tutorial per week	Practical per week	Total Hours
	4	3	2	75
Pre-requisites	1. Fundamental Mathematics Concepts: Set, Functions, Logic 2. Real Analysis			
Course Summary	This course familiarises students with the Lebesgue Measure on the real line and how it enables the construction of a theory of integration that does away with many of the drawbacks of Riemann integration.			

Course Outcomes (CO):

CO	CO Statement	Cognitive Level*	Knowledge Category#	Evaluation Tools used
CO1	Understand and explain the concepts of Lebesgue measure, including outer measure, measurable sets, and properties such as countable additivity and the Borel-Cantelli Lemma.	U	C	Internal Exam/ Assignment/ Seminar/ Viva /Report/ End Sem Exam
CO2	Apply theorems related to Lebesgue measurable functions, including Littlewood's Three Principles, Egoroff's, and Lusin's Theorems, to analyse function behaviour and approximations.	Ap	P	Internal Exam/ Assignment/ Seminar/ Viva /Report/ End Sem Exam
CO3	Evaluate and integrate functions using the Lebesgue integral, understanding its differences from the Riemann integral and applying it to bounded and non-negative measurable functions.	E	F	Internal Exam/ Assignment/ Seminar/ Viva /Report/ End Sem Exam
	* - Remember (R), Understand (U), Apply (Ap), Analyse (An), Evaluate (E), Create(C) # - Factual Knowledge(F) Conceptual Knowledge (C) Procedural Knowledge (P) Metacognitive Knowledge (M)			

Detailed Syllabus:

Text book	Real Analysis, H. L. Royden & P. M. Fitzpatrick, 4th Edition, Prentice Hall of India, 2000			
Module	Unit	Content	Hrs (45+30)	Ext. Marks (70)
I	Chapters 0, 1, 2: The Lebesgue Measure		15	Min.15
	1	Preliminaries On Sets, Mappings & Relations (Review only)		
	2	Chapter 1: The Real Numbers: Sets, Sequences & Functions (Proofs of results included in Practicum)		
	3	2.1 Introduction – Measure as a set function		
	4	2.2 Lebesgue Outer Measure		
	5	2.3 The σ -Algebra of Lebesgue Measurable Sets		
	6	2.4 Outer & Inner Approximation of Lebesgue Measurable Sets		
	7	2.5 Countable Additivity, Continuity & the Borel-Cantelli Lemma		
	8	2.6 Non-Measurable Sets		
II	Chapter 3: Lebesgue Measurable Functions		8	Min.15
	10	3.1 Sums, Products & Compositions		
	11	3.2 Sequential Pointwise Limits & Simple Approximation		
	12	3.3 Littlewood's Three Principles, Egoroff's & Lusin's Theorems		
III	Chapter 4: The Lebesgue Integral		12	Min.20
	13	4.1 The Riemann Integral		
	14	4.2 Lebesgue Integral of Bounded Measurable Function Over a Set of Finite Measure.		
	15	4.3 Lebesgue Integral of a Non-negative Measurable Function.		
	16	4.4 The General Lebesgue Integral		
	17	4.5 Countable Additivity & Continuity of Integration (proofs included in practicum)		
	18	4.6 Uniform Integrability: The Vitali Convergence Theorem (proofs included in Practicum)		
IV	Chapter 5: Differentiation & Lebesgue Integration		10	Min.10
	19	6.1 Continuity of Monotone Functions.		
	20	6.2 Differentiability of Monotone Functions: Lebesgue's Theorem		
	21	6.3 Functions of Bounded Variation: Jordan's Theorem		
	22	6.4 Absolutely Continuous Functions (Proof of Theorem 9 is optional)		
	23	6.5 Integrating Derivatives: Differentiating Indefinite Integrals		
V	Practicum:		30	
	The goal is for the students to learn the following selected topics in 10 practicum sessions of three hours each via self-study and group activities. The lecturer may assist by running group discussions and supervising class seminars and referring library books for self-study and note preparations.			
	1	Proofs in Chapter 1: The Real Numbers		
	2	Section 2.7 - The Cantor Set & the Cantor-Lebesgue Function		
	3	Proofs in Section 4.5		
	4	Proofs in Section 4.6		

5	5.1: Uniform Integrability & Tightness		
6	5.2: Convergence in Measure		
7	5.3: Characterizations of Riemann & Lebesgue Integrability		
8	7.1: Normed Linear Spaces		
9	7.2: Inequalities		
10	7.3: Riesz-Fischer Theorem		

References

1. R. G. Bartle, Wiley, The Elements of Integration & Lebesgue Measure, 1995..
2. G. de Barra, Measure Theory & Integration, New Age International Publications, 1981.
3. David M. Bressoud, A Radical Approach to Lebesgue's Theory of Integration (ARALTI), Cambridge University Press, 2008.
4. P. R. Halmos, Measure Theory, GTM, Springer-Verlag
5. Walter Rudin, Principles of Mathematical Analysis, 3rd Edition, Tata McGraw Hill Inc., 1976.
6. Walter Rudin, Real & Complex Analysis, 3rd Edition, McGraw Hill Inc., 1987.

***Optional topics are exempted for end semester examination.**

****70 external marks are distributed over the first four modules subjected to a minimum of 15 marks from each module.**

Mapping of COs with PSOs and POs :

	PSO1	PSO2	PSO3	PSO4	PO1	PO2	PO3	PO4	PO5	PO6	PO7
CO 1	2	1	0	0	3	0	2	1	3	0	2
CO 2	2	2	0	0	3	0	3	2	3	0	3
CO 3	1	0	3	0	3	0	3	1	3	0	3

Correlation Levels:

Level	Correlation
-	Nil
1	Slightly / Low
2	Moderate / Medium
3	Substantial / High

Assessment Rubrics:

- Assignment/ Report
- Seminar
- Internal Exam
- Viva
- Final Exam (70%)

Mapping of COs to Assessment Rubrics:

	Internal Exam	Assignment/ Report	Seminar	Viva	End Semester Examinations
CO 1	✓	✓	✓	✓	✓
CO 2	✓	✓	✓	✓	✓
CO 3	✓	✓	✓	✓	✓

Programme	B. Sc. Mathematics Honours			
Course Code	MAT8CJ407 / MAT8MN407			
Course Title	NUMBER THEORY			
Type of Course	Major			
Semester	VIII			
Academic Level	400-499			
Course Details	Credit	Lecture/Tutorial per week	Practicum per week	Total Hours
	4	4	-	60
Pre-requisites	Basic algebra of integers, basic set theory, basic proof techniques.			
Course Summary	This is a more advanced course than MAT6CJ305 / MAT8MN305 Elementary Number Theory. Here we focus on arithmetical functions, their averages, distribution of prime numbers, quadratic reciprocity and in the last open-ended section, Cryptography. Arithmetical functions are geared towards the study of prime numbers and their distribution. We provide a rigorous examination of several of them such as Mobius function, Euler's totient function, and compositions through techniques such as Dirichlet multiplication and convolution. Next we study their asymptotic behaviour using techniques such elementary estimates, partial summation and Dirichlet products. Next, we study the distribution of prime numbers. The prime number theorem is stated along with some equivalent versions and a build-up to it. Next the concept of quadratic residues, quadratic reciprocity and how to compute the same, along with applications, are studied. The open-ended part is Cryptography.			

Course Outcomes (CO):

CO	CO Statement	Cognitive Level*	Knowledge Category#	Evaluation Tools used
CO1	Understand and analyse the properties of arithmetical functions, including the Möbius function, Euler totient function, and their relationships and products.	An	C	Internal Exam/Assignment /Seminar/ Viva / End Sem Exam
CO2	Apply Dirichlet multiplication and inversion formulas to solve problems involving arithmetical functions, including the Mangoldt function and Liouville's function.	Ap	P	Internal Exam/Assignment /Seminar/ Viva/ End Sem Exam
CO3	Evaluate and create asymptotic formulas and theorems related to the distribution of prime numbers and quadratic residues, utilizing tools such as Chebyshev's functions and the quadratic reciprocity law.	C	F	Internal Exam/Assignment /Seminar/ Viva/ End Sem Exam
* - Remember (R), Understand (U), Apply (Ap), Analyse (An), Evaluate (E), Create (C) # - Factual Knowledge(F) Conceptual Knowledge (C) Procedural Knowledge (P) Metacognitive Knowledge (M)				

Detailed Syllabus:

Textbook		1. Introduction to Analytic Number Theory, Tom M. Apostol, Springer International Student Edition, Narosa Publishing House, New Delhi, 1990 2. A course in Number Theory and Cryptography, second Edition, Neal Koblitz Springer, 1991		
Module	Unit	Content	Hrs (48+ 12)	Marks
				Ext: 70
I	Arithmetical Functions and their properties		18	Min.15
		Arithmetical Functions and Dirichlet Multiplication		
	1	Section 2.1-Introduction		
	2	Section 2.2- The Mobius function $\mu(n)$		
	3	Section 2.3- The Euler totient function $\phi(n)$		
	4	Section 2.4- A relation connecting μ and ϕ		
	5	Section 2.5- A product formula for $\phi(n)$		
	6	Section 2.6- The Dirichlet product of arithmetical functions		
	7	Section 2.7- Dirichlet inverses and Mobius inversion formula		
	8	Section 2.8- The Mangoldt function $\Lambda(n)$		
	9	Section 2.9- Multiplicative functions		
	10	Section 2.10- Multiplicative functions and Dirichlet Multiplication		
	11	Section 2.11- Inverse of a completely multiplicative function		
	12	Section 2.12- Liouville's function $\lambda(n)$		
13	Section 2.13- The divisor functions $\sigma_a(n)$			
14	Section 2.14- Generalized Convolutions			
II	Averages of Arithmetical Functions		10	Min.15
	15	Section 3.1- Introduction		
	16	Section 3.2--The big oh notation. Asymptotic equality of functions		
	17	Section 3.3- Euler's Summation formula		
	18	Section 3.4- Some elementary asymptotic formulas		
	19	Section 3.10- The Partial sums of a Dirichlet product		
	20	Section 3.11- Applications of $\mu(n)$ and $\Lambda(n)$		
21	Section 3.12- Another identity for the partial sums of a Dirichlet product			
III	Some Elementary Theorems on the Distribution of Prime Numbers		10	Min.15
	22	Section 4.1- Introduction		
	23	Section 4.2- Chebyshev's functions $\psi(x)$ and $\vartheta(x)$		
	24	Section 4.3- Relations connecting $\vartheta(x)$ and $\pi(x)$		
	25	Section 4.4- Some equivalent forms of the prime number theorem		
	26	Section 4.5- Inequalities for $\pi(n)$ and p_n		
IV	Quadratic Residues and the Quadratic Reciprocity Law		10	Min.15
	27	Section 9.1- Quadratic residues		
	28	Section 9.2- Legendre's symbol and its properties		
	29	Section 9.3- Evaluation of $(-1 p)$ and $(2 p)$		

	30	Section 9.4- Gauss' lemma		
	31	Section 9.5- The quadratic reciprocity law		
	32	Section 9.6- Applications of the reciprocity law		
V	Open Ended: Cryptography		12	
	Chapter III <ul style="list-style-type: none"> ● 1: Some simple cryptosystems -3 hrs ● 2: Enciphering Matrices-4hrs Chapter IV <ul style="list-style-type: none"> ● 1: The idea of public key cryptography -3 hrs ● 2: RSA-2 hrs 			
References				
<ol style="list-style-type: none"> 1. A. Beutel spacher: Cryptology; Mathematical Association of America (Incorporated); 1994 2. H. Davenport: The higher arithmetic(6th Edn.); Cambridge Univ.Press; 3. G. H. Hardy and E.M. Wright: Introduction to the theory of numbers; Oxford International Edn; 1985 4. A. Hurwitz & N. Kritikio: Lectures on Number Theory; Springer Verlag ,Universi text;1986 5. T. Koshy: Elementary Number Theory with Applications; Harcourt / Academic Press;2002 6. D. Redmond: Number Theory; Monographs & Texts in Mathematics No: 220; Mar cel Dekker Inc.; 1994 7. P. Ribenboim: The little book of Big Primes; Springer-Verlag, New York; 1991 8. K.H. Rosen: Elementary Number Theory and its applications(3rd Edn.); Addison WesleyPub Co.; 1993 9. W. Stallings: Cryptography and Network Security-Principles and Practices; PHI; 2004 10. D.R. Stinson: Cryptography- Theory and Practice(2nd Edn.); Chapman & Hall / CRC (214. Simon Sing: The Code Book The Fourth Estate London); 1999 11. J. Stopple: A Primer of Analytic Number Theory-From Pythagoras to Riemann; Cambridge Univ Press; 2003 12. S.Y. Yan: Number Theory for Computing(2nd Edn.); Springer-Verlag; 2002 				

***70 external marks are distributed over the first four modules subjected to a minimum of 15 marks from each module.**

Mapping of COs with PSOs and POs:

	PSO1	PSO2	PSO3	PSO4	PO1	PO2	PO3	PO4	PO5	PO6	PO7
CO 1	1	2	1	1	3	0	3	1	3	0	2
CO 2	2	3	2	1	3	0	3	2	3	0	3
CO 3	3	2	3	2	3	0	3	1	3	0	3

Correlation Levels:

Level	Correlation
-	Nil
1	Slightly / Low
2	Moderate / Medium
3	Substantial / High

Assessment Rubrics:

- Assignment/ Seminar
- Internal Exam
- Viva
- Final Exam (70%)

Mapping of COs to Assessment Rubrics:

	Internal Exam	Assignment	Seminar	Viva	End Semester Examinations
CO 1	✓	✓	✓	✓	✓
CO 2	✓	✓	✓	✓	✓
CO 3	✓	✓	✓	✓	✓

Programme	B. Sc. Mathematics Honours			
Course Code	MAT8CJ408 / MAT8MN408			
Course Title	DIFFERENTIAL EQUATIONS			
Type of Course	Major			
Semester	VIII			
Academic Level	400-499			
Course Details	Credit	Lecture/Tutorial per week	Practical per week	Total Hours
	4	4	-	60
Pre-requisites	Basic knowledge of calculus of one variable and an introductory course in Real Analysis			
Course Summary	The course enhances the skill to solve ordinary differential equation using specific methods analytically and computationally for first and higher order differential equations. Most of the fundamental phenomena occurring in the nature are expressed as a differential equation. Students must know how to model any physical phenomena using differential equations.			

Course Outcomes (CO):

CO	CO Statement	Cognitive Level*	Knowledge Category#	Evaluation Tools used
CO1	Understand and apply the existence and uniqueness theorems for second-order differential equations, including methods such as the method of successive approximations and Picard's theorem.	Ap	P	Internal Exam/Assignment/Seminar/ Viva / End Sem Exam
CO2	Analyse and solve second-order differential equations using power series methods, including ordinary points, regular singular points, and specific functions such as Gauss's Hypergeometric Equation and Legendre Polynomials.	An	C	Internal Exam/Assignment/Seminar/ Viva / End Sem Exam
CO3	Evaluate and determine the stability of autonomous systems and critical points for linear and nonlinear systems using the phase plane analysis and Lyapunov's direct method.	E	M	Internal Exam/Assignment/Seminar/ Viva / End Sem Exam
* - Remember (R), Understand (U), Apply (Ap), Analyse (An), Evaluate (E), Create (C) # - Factual Knowledge(F) Conceptual Knowledge (C) Procedural Knowledge (P) Metacognitive Knowledge (M)				

Detailed Syllabus:

Text Book		Differential Equations With Applications And Historical Notes, Third Edition, George F. Simmons.		
Module	Unit	Content	Hrs (48+ 12)	Marks
				Ext: 70
I	Second Order Differential Equations		12	Min.15
		Existence and Uniqueness of Solutions and Power Series method of solving differential equations		
	1	69 Method of Successive Approximations		
	2	70 Picard's theorem, theorems A& B (proofs are optional).		
	3	71 Systems. The Second Order Equations		
	4	26 Introduction. A review of Power Series		
	5	27 Series solutions of first order equations		
	6	28 Second order Equations. Ordinary points		
	7	29 Regular singular points		
II	Power Series Solutions and Special Functions		11	Min.15
	8	30 Regular Singular Points continued		
	9	31 Gauss's Hypergeometric Equation		
	10	31 Gauss's Hypergeometric Equation Reduction to Hypergeometric equation		
	11	32 The Point at Infinity		
	12	44 Legendre Polynomials (proofs of Rodrigues' formula is optional)		
III	Special Functions (Contd.)		12	Min.15
	13	45 Properties of Legendre Polynomials		
	14	46 Bessel functions.		
	15	46 Bessel functions. The Gamma function		
	16	47 Properties of Bessel functions		
	17	47 Properties of Bessel functions Zeros and Bessel series. Bessel expansions		
IV	Autonomous Systems. Stability of Linear and Nonlinear Systems		13	Min.15
	18	58 Autonomous systems. The phase plane and its phenomena		
	19	59 Types of critical points		
	20	59 Types of critical points. Stability		
	21	60 Critical points and stability for linear system		
	22	61 Stability by lyapunov direct method		
V	Open Ended		12	
		<ul style="list-style-type: none"> ● Proof of Picard's theorem ● Proof of theorem B of Unit I ● Proof of Rodrigues' formula for Legendre polynomials ● Analyse solutions of Differential Equations using softwares like Python 		

References			
1.	G. Birkhoff and G.C. Rota: Ordinary Differential Equations (3rd Edn.); Edn. Wiley & Sons; 1978		
2.	W.E. Boyce and R.C. Diprima: Elementary Differential Equations and boundary value problems (2nd Edn.); John Wiley & Sons, NY; 1969		
3.	A. Chakrabarti: Elements of ordinary Differential Equations and special functions; Wiley Eastern Ltd., New Delhi; 1990		
4.	E.A. Coddington: An Introduction to Ordinary Differential Equations; Prentice Hall of India, New Delhi; 1974		
5.	A. K. Nandakumar, P. S. Datti, Raju K. George: Ordinary Differential Equations: Principles and Applications, Cambridge University Press		

***Optional topics are exempted for end semester examination.**

****70 external marks are distributed over the first four modules subjected to a minimum of 15 marks from each module.**

Mapping of COs with PSOs and POs :

	PSO1	PSO2	PSO3	PSO4	PO1	PO2	PO3	PO4	PO5	PO6	PO7
CO 1	2	2	2	1	3	0	3	1	3	0	2
CO 2	2	2	1	0	3	0	3	2	3	0	3
CO 3	1	2	2	2	3	0	3	1	3	0	3

Correlation Levels:

Level	Correlation
-	Nil
1	Slightly / Low
2	Moderate / Medium
3	Substantial / High

Assessment Rubrics:

- Assignment/ Seminar
- Internal Exam
- Viva
- Final Exam (70%)

Mapping of COs to Assessment Rubrics:

	Internal Exam	Assignment	Seminar	Viva	End Semester Examinations
CO 1	✓	✓	✓	✓	✓
CO 2	✓	✓	✓	✓	✓
CO 3	✓	✓	✓	✓	✓

ELECTIVE COURSES

Programme	B. Sc. Mathematics Honours			
Course Code	MAT5EJ301(1)			
Course Title	MATHEMATICAL FOUNDATIONS OF COMPUTING			
Type of Course	Elective (Specialisation- Mathematical Computing)			
Semester	V			
Academic Level	300 - 399			
Course Details	Credit	Lecture/Tutorial per week	Practical per week	Total Hours
	4	4	-	60
Pre-requisites	Fundamental Mathematics Concepts: Set, Functions, Logic			
Course Summary	This course familiarises students with a selection of topics from discrete mathematics which find regular applications in Computer Science.			

CO	CO Statement	Cognitive Level*	Knowledge Category#	Evaluation Tools used
CO1	Apply mathematical induction to solve a variety of combinatorial problems.	Ap	P	Internal Exam/Assignment /Seminar/ Viva / End Sem Exam
CO2	Analyse and classify different types of relations and equivalences in combinatorial settings.	An	C	Internal Exam/Assignment /Seminar/ Viva / End Sem Exam
CO3	Evaluate and demonstrate proficiency in using combinatorial techniques such as permutations, factorials, and binomial coefficients to solve complex problems.	E	P	Internal Exam/Assignment /Seminar/ Viva / End Sem Exam
* - Remember (R), Understand (U), Apply (Ap), Analyse (An), Evaluate (E), Create (C) # - Factual Knowledge(F) Conceptual Knowledge (C) Procedural Knowledge (P) Metacognitive Knowledge (M)				

Detailed Syllabus:

Text Book		(I) Jiří Matoušek and Jaroslav Nešetřil, Invitation to Discrete Mathematics, (2/e) Oxford University Press		
		(II) Robin J Wilson, Introduction to Graph Theory (4/e), Prentice Hall		
Module	Unit	Content	Hrs (48+12)	Ext. Marks (70)
I	Combinatorial Counting (Text 1)		12	
	1	1.1 An Assortment of problems		
	2	1.3 Mathematical Induction (Proof of Theorem 1.3.1 is optional)		
	3	1.5 Relations, 1.6 Equivalences and other special type of relation		
	4	3.1 Functions and subsets, 3.2 Permutations and factorials		
	5	3.3 Binomial Coefficients-		
	6	3.7 Inclusion-Exclusion Principle. (Third proof of Theorem 3.7.2 is optional)		
II	Basics of Graph Theory (Text 1)		12	
	7	4.1 The notion of a graph; Isomorphism		
	8	4.2 Subgraphs, Components, Adjacency Matrix		
	9	4.3 Graph Score (Proof of Theorem 4.3.3 is optional)		
	10	4.4 Eulerian Graphs (Second proof of Theorem 4.4.1 and lemma 4.4.2 are optional)		
	11	4.5 Eulerian Directed Graph		
	12	5.1 Definition and characterizations of trees		
III	Matching and Colouring (Text 2)		12	
	13	12. Planar Graphs (Proof of Theorem 12.2 and Theorem 12.3 are optional)		
	14	13. Euler's formula (up to Corollary 13.4)		
	15	13. Euler's formula (from Corollary 13.4)		
	16	17. Coloring Graphs		

	17	19. Coloring Maps (Proof of Theorem 19.2 and Theorem 19.4 are optional)		
	18	25 Hall's Marriage theorem		
IV	Probabilistic Method (Text 1)		12	
	19	10.1 Proofs by Counting (2-Coloting revisited and related topics are optional)		
	20	10.2 Finite Probability Spaces (up to Random graphs)		
	22	10.2 Finite Probability Spaces (From Random graphs)		
	22	10.3 Random Variables and their Expectations		
V	Open Ended		12	
	Hamiltonian Graphs, 2-Connectivity, Examples of applications of Probabilistic Method, Ramsey Theory, Generating Functions, simulating random experiments in python and calculating expectations. Brook's Theorem.			
References:				
<ol style="list-style-type: none"> 1. Discrete Mathematics by Norman L. Biggs (2nd Edition, 2002), Oxford University Press (ISBN- 13: 978-0198507178) 2. Discrete Mathematics and Applications by Kenneth Rosen (7th Edition, 2012), McGraw-Hill Education (ISBN-13: 978-0073383095) 3. Discrete Mathematics: Elementary and Beyond by László Lovász, József Pelikán, Katalin Vesztergombi, Springer 2003, ISBN-13: 978-0387955858. 				

Note: 1) Optional topics are exempted for end semester examination
2) 70 external marks are distributed over the first four modules subjected to a minimum of 15 marks from each module.

Mapping of COs with PSOs and POs :

	PSO1	PSO2	PSO3	PSO4	PO1	PO2	PO3	PO4	PO5	PO6	PO7
CO 1	2	2	1	1	3	1	3	1	3	0	2
CO 2	2	2	1	1	3	1	3	2	3	0	2
CO 3	2	3	2	2	3	1	3	2	3	0	3

Correlation Levels:

Level	Correlation
-	Nil
1	Slightly / Low
2	Moderate / Medium
3	Substantial / High

Assessment Rubrics:

- Assignment/ Seminar
- Internal Exam
- Viva
- Final Exam (70%)

Mapping of COs to Assessment Rubrics:

	Internal Exam	Assignment	Seminar	Viva	End Semester Examinations
CO 1	✓	✓	✓	✓	✓
CO 2	✓	✓	✓	✓	✓
CO 3	✓	✓	✓	✓	✓

Programme	B. Sc. Mathematics Honours			
Course Code	MAT5EJ302(1)			
Course Title	DATA STRUCTURES AND ALGORITHMS			
Type of Course	Elective (Specialisation- Mathematical Computing)			
Semester	V			
Academic Level	300 - 399			
Course Details	Credit	Lecture/Tutorial per week	Practical per week	Total Hours
	4	4	-	60
Pre-requisites	1. Fundamental Mathematics Concepts: Sets, Functions 2. Discrete Mathematics			
Course Summary	This course familiarises students with computational problems and computational thinking using some of the basic algorithmic strategies.			

CO	CO Statement	Cognitive Level*	Knowledge Category#	Evaluation Tools used
CO1	Analyse and compare the efficiency of algorithms for computing Fibonacci numbers, distinguishing between exponential and polynomial approaches.	E	P	Internal Exam/Assignment/Seminar/ Viva / End Sem Exam
CO2	Demonstrate proficiency in asymptotic analysis to assess the efficiency of algorithms.	Ap	P	Internal Exam/Assignment/Seminar/ Viva / End Sem Exam
CO3	Apply classical algorithms for number operations, including addition, multiplication, and modular arithmetic, to solve computational problems efficiently.	Ap	P	Internal Exam/Assignment/Seminar/ Viva / End Sem Exam
* - Remember (R), Understand (U), Apply (Ap), Analyse (An), Evaluate (E), Create (C) # - Factual Knowledge(F) Conceptual Knowledge (C) Procedural Knowledge (P) Metacognitive Knowledge (M)				

Detailed Syllabus:

Text Book		<i>Algorithms</i> by Sanjoy Dasgupta, Christos H. Papadimitriou, Umesh Vazirani. McGraw- Hill Education, 2006. ISBN: 978-0073523408.		
Module	Unit	Content	Hrs (48+12)	Ext. Marks (70)
I	Introduction		12	
	1	Computing Fibonacci Numbers: Exponential and Polynomial Algorithms		
	2	Efficiency of Algorithms: Asymptotic Analysis, Big-O Notation		
	3	Algorithms with Numbers: Efficiency of classical Addition and Multiplication algorithms		
	4	Algorithms for Modular Arithmetic		
	5	Euclid's Algorithm for GCD		
	6	Primality Testing		
	<i>Sections from Text: 0.2, 0.3, 1.1, 1.2, 1.3</i>			
II	Divide and Conquer Algorithms and Graph Search		12	
	7	Fast Integer Multiplication		
	8	Recursive Relations		
	9	Binary Search		
	10	Merge Sort		
	11	Graph Representations: Adjacency Matrix, Adjacency List		
	12	Depth First Search Undirected Graphs		
	13	Depth First Search in Directed Graphs		
<i>Sections from Text: 2.1, 2.2, 2.3, 3.1-3.3.</i>				
III	Graph Algorithms		12	
	14	Checking connectivity		
	15	Directed Acyclic Graphs, Strongly Connected Components		
	16	Breadth First Search and Computation of distances.		
	17	Weighted Graphs and Dijkstra's Algorithm		
	18	Priority queue implementations		
19	Shortest Paths in Directed Acyclic Graphs			

	<i>Sections from Text: 3.4, 4.1 to 4.4, 4.5, 4.7</i>		
IV	Greedy & Dynamic Programming Algorithms		12
	20	Minimum Spanning Trees: Cut Property	
	21	Kruskal's Algorithm	
	22	Data structure for disjoint sets.	
	23	Prim's algorithm	
	24	Dynamic Programming and Shortest Path in Directed Acyclic Graphs (DAG)	
	25	All pairs of Shortest Paths and Floyd Warshall Algorithm	
	<i>Sections from Text: 5.1, 5.4, 6.1, 6.6.</i>		
V (Open Ended)	Advanced Topics		12
	27	Implement the following algorithms in Python - Fibonacci Numbers (exponential and polynomial) - Euclid's algorithm (extended version) - Primality Testing - Depth First Search (and checking connectivity) - Breadth First Search (and calculating distances) - Dijkstra's Algorithm	
References:			
<ol style="list-style-type: none"> 1. <i>The Design and Analysis of Algorithms</i> by Dexter C Kozen. Texts and Monographs in Computer Science, Springer, 1992. ISBN:0-387-97687-6. 2. <i>Introduction to Algorithms</i> (3rd Edition) by Thomas H. Cormen, Charles E. Leiserson, Ronald L Rivest, Clifford Stein. PHI Learning, 2009. ISBN:978-81-203-4007-7. 3. <i>Algorithm Design</i> by Jon Kleinberg and Eva Tardos. Pearson, 2015. ISBN:978-93-325-1864. 			

Note: 70 external marks are distributed over the first four modules subjected to a minimum of 15 marks from each module.

Mapping of COs with PSOs and POs :

	PSO1	PSO2	PSO3	PSO4	PSO5	PSO6	PO1	PO2	PO3	PO4	PO5	PO6	PO7
CO 1	2	2	3	2			3	1	3	3	3	0	3
CO 2	2	3	2	2			3	1	3	3	3	0	2
CO 3	2	3	3	2			3	1	3	3	3	0	2

Correlation Levels:

Level	Correlation
-	Nil
1	Slightly / Low
2	Moderate / Medium
3	Substantial / High

Assessment Rubrics:

- Assignment/ Seminar
- Internal Exam
- Viva
- Final Exam (70%)

Mapping of COs to Assessment Rubrics:

	Internal Exam	Assignment	Seminar	Viva	End Semester Examinations
CO 1	✓	✓	✓	✓	✓
CO 2	✓	✓	✓	✓	✓
CO 3	✓	✓	✓	✓	✓

Programme	B. Sc. Mathematics Honours			
Course Code	MAT6EJ301(1)			
Course Title	NUMERICAL ANALYSIS			
Type of Course	Elective (Specialisation- Mathematical Computing)			
Semester	VI			
Academic Level	300- 399			
Course Details	Credit	Lecture/Tutorial per week	Practical per week	Total Hours
	4	4	-	60
Pre-requisites	1. Real analysis 2. Linear algebra 3. Basics of Python Programming			
Course Summary	This course familiarises students with the fundamental numerical analysis. Moreover, the course facilitates students to apply results from real analysis and linear algebra to perform quantitative analysis of numerical solutions.			

CO	CO Statement	Cognitive Level*	Knowledge Category#	Evaluation Tools used
CO1	Understand and apply the Bisection Method, Iteration Method, Newton-Raphson Method, and Secant Method to solve algebraic and transcendental equations numerically.	Ap	P	Internal Exam/Assignment /Seminar/ Viva / End Sem Exam
CO2	Implement interpolation methods such as Newton's formulae, Lagrange's interpolation formula, and divided differences to approximate functions from discrete data.	Ap	P	Internal Exam/Assignment /Seminar/ Viva / End Sem Exam
CO3	Implement numerical methods such as Euler's method, Modified Euler's Method, Runge-Kutta method, and Adams-Moulton Method to solve ordinary differential equations (ODEs).	Ap	P	Internal Exam/Assignment /Seminar/ Viva / End Sem Exam
* - Remember (R), Understand (U), Apply (Ap), Analyse (An), Evaluate (E), Create (C) # - Factual Knowledge(F) Conceptual Knowledge (C) Procedural Knowledge (P) Metacognitive Knowledge (M)				

Detailed Syllabus:

Text Book		[1]. S. S. Sastry, Introductory Methods of Numerical Analysis (5/e) , PHI Learning (2012) [2]. Dimitrios Mitsotakis: Computational Mathematics: An Introduction to Numerical Analysis and Scientific Computing with Python , CRC Press (2023), ISBN 978-1-032-26240-6. [3]. Jupyter Notebooks of [2] available at: https://github.com/dmitsot/computational_mathematics	
Module	Unit	Content	Hrs (48 +12)
I	Numerical Solutions of Algebraic and Transcendental equations (Text 1)		12
	1	2.1 Introduction	
	2	2.2 Bisection Method	
	3	2.4 Iteration Method (Derivation of Condition for Convergence and Acceleration of Convergence are optional)	
	4	2.5 Newton- Raphson Method (Generalized Newton's Method is optional)	
	5	2.7 Secant Method	
II	Interpolation (Text 1)		12
	6	3.1 Introduction, 3.3.1 Forward differences, 3.3.2 Backward differences	
	7	3.6 Newton's formulae for interpolation (up to and including Example 3.5)	
	8	3.6 Newton's formulae for interpolation (From Example 3.6)	
	9	3.9.1 Langrange's interpolation formula	
	10	3.10 Divided differences and their properties	
	11	3.10.1 Newton's General interpolation formula	
III	Numerical Differentiation and Integration (Text 1)		12
	12	6.1 Introduction, 6.2 Numerical Differentiation (6.2.1, 6.2.2 and 6.2.3 are optional)	
	13	6.4.1 Trapezoidal Rule	
	14	6.4.2 Simpson's 1/3-Rule	
	15	6.4.3 Simpson's 3/8 Rule	
	16	6.10 Numerical Double Integration	
IV	Numerical Solutions of Ordinary Differential Equation (Text 1)		12
	17	8.1 Introduction	
	18	8.2 Solution by Taylor's series,	
	19	8.4 Euler's method (8.4.1 is optional)	
	20	8.4.2 Modified Euler's Method	
	21	8.5 Runge-Kutta method	
	22	8.6.1 Adams-Moulton Method	
V	Numerical Algorithms and Lab Practicals		12

1	Jupyter Lab and Notebooks. Google Colab. Instructions in [6] and [7]. Quick review of Python Programming. Ch 1 Notebook from [3].
2	Continue Quick Review of Python. Notebook [9]. Numpy and Scipy review from [7]. Ch 2 Notebook from [3].
3	Bisection Method. Algorithm and Program. Jupyter Notebook: Ch 5 of [3]. Refer also 5.1 of [2]. Optional: Program to compute speed of convergence. Optional: False Position variant from [12].
4	Fixed Point Method (Iteration Method). Algorithm and Program. Notebook: Ch 5 of [3]. Reference: 5.2 of [2].
5	Newton-Raphson Method. Algorithm and Program. Notebook: Ch 5 of [3]. Reference: 5.3 of [2].
6	Secant Method. Algorithm and Program. Notebook: Ch 5 of [3]. Reference: 5.4 of [2].
7	Fast computation using SciPy.Optimize. Notebook: Ch 5 of [3]. Reference: 5.6 of [2].
8.	Lagrange Interpolation. Notebook: Ch 6 of [3]. Reference: 6.1 of [2].
9	Newton's method for Interpolation using Divided Differences. Notebook: Ch 6 of [3]. Reference: 6.2 of [2].
10	Using SciPy.Interpolate Module. Lagrange Interpolation Only. Notebook: Ch 6 of [3]. Reference: 6.6 of [2].
11	Numerical Differentiation. Forward and Backward Differences. First Order and Second Order Derivative Approximations. Notebook: Ch 8 of [3]. Reference: 8.1 of [2].
12	Numerical Integration. Midpoint Rule. Composite Trapezoidal Rule. Composite Simpson's Rule. Notebook: Ch 7 of [3]. Reference: 7.1. of [2].
13	The Module scipy.integrate. Trapezoidal, Simpson. Reference: 7.4 of [2]. Notebook: Ch 7 of [3].
14	Euler's Method. Improved Euler's Method. Reference: 8.2 of [2]. Notebook: Ch 8 of [3].

References:

1. F.B. Hildebrand: Introduction to Numerical Analysis, TMH.
2. J.B. Scarborough: Numerical Mathematical Analysis, Oxford and IBH
3. Joakim Sundnes, Introduction to Scientific Programming with Python. Springer (2020). ISBN 978-3-030-50355-0. Open Access at: <https://link.springer.com/book/10.1007/978-3-030-50356-7>
4. Sven Linge and Hans Petter Langtangen, Programming for Computations -- Python. A Gentle Introduction to Numerical Simulations With Python. Springer (2018). ISBN 978-3-319-81282-3. Open Access at: <https://link.springer.com/book/10.1007/978-3-319-32428-9>

Note: 1) Optional topics are exempted for end semester examination.

2) 70 external marks are distributed over the first four modules subjected to a minimum of 15 marks from each module.

3) Module V is algorithms and lab computations. Algorithms for each numerical method can be taught along with the Python code in lab sessions. The second text [2] stresses computation from the beginning and is a lab reference. The Jupyter Notebooks [3] intended for live lab lessons.

Mapping of COs with PSOs and POs:

	PSO1	PSO2	PSO3	PSO4	PO1	PO2	PO3	PO4	PO5	PO6	PO7
CO 1	3	3	2	1	3	1	3	3	3	0	2
CO 2	2	3	3	2	3	1	3	3	3	0	2
CO 3	3	3	3	2	3	1	3	3	3	0	2

Correlation Levels:

Level	Correlation
-	Nil
1	Slightly / Low
2	Moderate / Medium
3	Substantial / High

Assessment Rubrics:

- Assignment/ Seminar
- Internal Exam
- Viva
- Final Exam (70%)

Mapping of COs to Assessment Rubrics:

	Internal Exam	Assignment	Seminar	Viva	End Semester Examinations
CO 1	✓	✓	✓	✓	✓
CO 2	✓	✓	✓	✓	✓
CO 3	✓	✓	✓	✓	✓

Programme	B. Sc. Mathematics Honours			
Course Code	MAT6EJ302(1)			
Course Title	MATHEMATICS FOR DIGITAL IMAGES			
Type of Course	Elective (Specialisation- Mathematical Computing)			
Semester	VI			
Academic Level	300 - 399			
Course Details	Credit	Lecture/Tutorial per week	Practical per week	Total Hours
	4	4	-	60
Pre-requisites	Basic Geometry and Algebraic Structures			
Course Summary	<p>The focus of this paper is mathematics underlying patterns which in converse can be used to produce patterns automatically by computer, allocating some design decisions to the user. We begin with isometries, those transformations of the plane which preserve distance and hence shape. These fall into two classes: the direct ones are rotations or translation, and the indirect ones reflections or glides. We derive the rules for combining isometries, and introduce groups, and the dihedral group in particular. We also apply this to classifying all 1-dimensional or ‘braid’ patterns into seven types. Our next focus is on symmetries; that is, those isometries which send a pattern onto itself, each part going to another with the same size and shape. A plane pattern is one having translation symmetries in two non-parallel directions. These are made up of parallelogram shaped cells, falling into five types. Finally, we deduce the existence of 17 pattern types, each with its own set of interacting symmetry operations.</p>			

CO	CO Statement	Cognitive Level*	Knowledge Category#	Evaluation Tools used
CO1	Describe the concept of isometries in geometry, including translation, rotation, and reflection, and understand their properties and how they preserve distances.	U	C	Internal Exam/Assignment /Seminar/ Viva / End Sem Exam
CO2	Demonstrate the ability to compose isometries, understand their combined effects, and analyse the outcomes of sequential transformations.	Ap	P	Internal Exam/Assignment /Seminar/ Viva / End Sem Exam
CO3	Investigate the classification of plane patterns, including different net types such as parallelogram nets, rectangular nets, centred rectangular nets, square nets, and hexagonal nets, and analyse examples of the 17 plane pattern types.	An	F	Internal Exam/Assignment /Seminar/ Viva / End Sem Exam
<p>* - Remember (R), Understand (U), Apply (Ap), Analyse (An), Evaluate (E), Create (C) # - Factual Knowledge(F) Conceptual Knowledge (C) Procedural Knowledge (P) Metacognitive Knowledge (M)</p>				

Detailed Syllabus:

Text Book	MATHEMATICS FOR DIGITAL IMAGES : Creation, Compression, Restoration, Recognition. S G Hoggar- Cambridge University Press.			
Module	Unit	Content	Hrs (48+12)	Ext. Marks (70)
I	Introduction		12	
	1	Isometries and their sense		
	2	The plane and vectors		
	3	Isometries – Translation, Rotation, Reflection		
	4	The sense of an isometry		
	5	The Classification of isometries		
	6	Composing isometries		
	<i>Sections from Text (i): Chapter 1 – 1.1, 1.2, 1.3</i>			
II	How Isometries Combine		12	
	7	Reflections are the key		
	8	Some useful compositions		
	9	The Image of a line of symmetry		
	10	The dihedral group		
	11	Appendix on groups		
	<i>Sections from Text (i): Chapter 2 – 2.1, 2.2, 2.3, 2.4, 2.5</i>			
III	The Seven Braid Patterns, Plane Patterns & Symmetries		12	
	12	Classification of braids		
	13	Constructing braid patterns		
	14	Translations and nets		
	15	Cells		
	16	The five net types		
	17	Nets allowing a reflection		
	<i>Sections from Text (i): Chapter 3, Chapter 4 – 4.1, 4.2, 4.3</i>			
IV	The 17 Plane Patterns		12	
	18	Preliminaries		
	19	The general parallelogram net		
	20	The rectangular net		
	21	The centred rectangular net		
	22	The square net		
	23	The hexagonal net		
	24	Examples of the 17 plane pattern types		
	25	Scheme for identifying pattern types		

	<i>Sections from Text (i): Chapter 5 – 5.1, 5.2, 5.3, 5.4, 5.5, 5.6, 5.7, 5.8</i>		
V (Open Ended)	Advanced Topics		12
	26	Basic Syntax and Scalar arithmetic operations and calculations by Using MATLAB	
	27	Arithmetic operations in matrix data & Reading an Image File by Using MATLAB	
References:			
<ol style="list-style-type: none"> Baldock R and Graham J (2000) Image Processing and analysis, a practical approach, Oxford University Press Gonzalez R C and Woods R E (1993) Digital Image Processing, Addison-Wesley 			

Note: 70 external marks are distributed over the first four modules subjected to a minimum of 15 marks from each module.

Mapping of COs with PSOs and POs :

	PSO1	PSO2	PSO3	PSO4	PO1	PO2	PO3	PO4	PO5	PO6	PO7
CO 1	3	3	2	1	3	1	2	2	3	0	2
CO 2	2	3	2	1	2	1	2	2	2	0	2
CO 3	3	3	2	1	3	1	3	3	3	0	2

Correlation Levels:

Level	Correlation
-	Nil
1	Slightly / Low
2	Moderate / Medium
3	Substantial / High

Assessment Rubrics:

- Assignment/ Seminar
- Internal Exam
- Viva
- Final Exam (70%)

Mapping of COs to Assessment Rubrics:

	Internal Exam	Assignment	Seminar	Viva	End Semester Examinations
CO 1	✓	✓	✓	✓	✓
CO 2	✓	✓	✓	✓	✓
CO 3	✓	✓	✓	✓	✓

Programme	B. Sc. Mathematics Honours			
Course Code	MAT5EJ303 (2)			
Course Title	CONVEX OPTIMIZATION			
Type of Course	Elective (Specialisation- Data Science)			
Semester	V			
Academic Level	300 - 399			
Course Details	Credit	Lecture/Tutorial per week	Practical per week	Total Hours
	4	4	-	60
Pre-requisites	Linear Algebra and Multi Variable Calculus			
Course Summary	<p>The course covers the basic theory of convex sets and functions, optimization theory of convex functions and Lagrangian duality. The concepts explored in this course are important for data science, as they underpin many algorithms and methods in machine learning, optimization, and statistical analysis. For instance, understanding gradients and Hessians is essential for optimizing cost functions, while knowledge of convex optimization is vital for developing efficient algorithms. This mathematical foundation will enable data scientists to design, analyse, and implement sophisticated models and solutions.</p>			

CO	CO Statement	Cognitive Level*	Knowledge Category#	Evaluation Tools used
CO1	Prove the basic properties of convex sets and functions.	Ap	C	Internal Exam/Assignment/Seminar/ Viva / End Sem Exam
CO2	Model simple problems using convex optimization methods and solve them.	Ap	P	Internal Exam/Assignment/Seminar/ Viva / End Sem Exam
CO3	Formulate the dual of a convex optimization problem and describe the properties.	U	C	Internal Exam/Assignment/Seminar/ Viva / End Sem Exam
<p>* - Remember (R), Understand (U), Apply (Ap), Analyse (An), Evaluate (E), Create (C) # - Factual Knowledge(F) Conceptual Knowledge (C) Procedural Knowledge (P) Metacognitive Knowledge (M)</p>				

Detailed Syllabus:

Text Book		1. K. G. Binmore, Mathematical Analysis: A straightforward approach, 2nd edition, Cambridge University Press, 1982. 2. Stephen Boyd, and Lieven Vandenberghe. Convex optimization. Cambridge university press, 2004.		
Module	Unit	Content	Hrs (48+12)	Ext. Marks (70)
I	Review of Multivariable Calculus		10	Min 15
	1	Scalar and vector fields - Directional and Partial Derivatives		
	2	Differentiable functions and total Derivative - Matrix representation - Gradient and Jacobian		
	3	Chain rule for differentiation - matrix form		
	4	Stationary points - conditional for stationarity		
	5	Second derivatives and Hessian Matrix.		
	6	Mean value theorems, second order Taylor's theorem		
	7	Eigenvalues of Hessian		
	8	Classification of stationary points.		
	<i>Chapter 19 of Text Book 1 - pages 190-231.</i>			
II	Convexity			14
	9	Affine and Convex Sets		
	10	Convexity preserving operations		
	11	Generalized inequalities		
	12	Supporting and separating hyperplanes		
	13	Dual cones and generalized inequality		
	14	Basic properties and examples of convex functions		
	15	Convexity preserving operations		
	16	Quasi convex, log convex functions		
	17	Convexity and generalized inequalities		
<i>Chapter 2 and 3 of Text Book 2.</i>				
III	Convex Optimization Problems		12	
	18	Optimization problems and convex optimization		

	19	Linear optimization problems		Min 15
	20	Quadratic optimization problems		
	21	Geometric programming		
	22	Generalized inequality constraints		
	19	Vector optimization		
	Chapter 4 of Text Book 2			
IV	Duality		12	Min 15
	20	The Lagrange dual function		
	21	The Lagrangian dual and geometric interpretation		
	22	Saddle point interpretation		
	23	Optimality condition		
	24	Theorems of alternatives		
	25	Generalized inequalities		
	Chapter 5 of Text Book 2			
V (Open Ended)	Open Ended		12	
	27	Instances of practical problems that can be solved with convex optimization methods discussed in the course such as linear classifiers, support vector machines, linear and logistic regression.		
References:				
1. David G. Luenberger and Yinyu Ye. Linear and nonlinear programming. 4th edition. Springer, 2015.				
2. Niels Lauritzen, Undergraduate Convexity: From Fourier And Motzkin To Kuhn And Tucker, World Scientific, 2013.				

Note: 70 external marks are distributed over the first four modules subjected to a minimum of 15 marks from each module.

Mapping of COs with PSOs and POs :

	PSO1	PSO2	PSO3	PSO4	PO1	PO2	PO3	PO4	PO5	PO6	PO7
CO 1	3	2	0	2	3	2	3	2	3	1	2
CO 2	2	3	1	2	3	2	3	3	3	1	3
CO 3	2	2	0	3	3	2	3	2	3	1	2

Correlation Levels:

Level	Correlation
2-3	1N2il
1	Slightly / Low
2	Moderate / Medium
3	Substantial / High

Assessment Rubrics:

- Assignment/ Seminar
- Internal Exam
- Viva
- Final Exam (70%)

Mapping of COs to Assessment Rubrics:

	Internal Exam	Assignment	Seminar	Viva	End Semester Examinations
CO 1	✓	✓	✓	✓	✓
CO 2	✓	✓	✓	✓	✓
CO 3	✓	✓	✓	✓	✓

Programme	B. Sc. Mathematics Honours			
Course Code	MAT6EJ303 (2)			
Course Title	MACHINE LEARNING - I			
Type of Course	Elective (Specialisation- Data Science)			
Semester	V			
Academic Level	300 - 399			
Course Details	Credit	Lecture/Tutorial per week	Practical per week	Total Hours
	4	4	-	60
Pre-requisites	Linear Algebra			
Course Summary	The course develops the basic theory of linear discriminative and generative learning models and techniques for linear regression and classification. Understanding both classical methods and modern neural network approaches will prepare students to tackle a wide range of data science challenges.			

CO	CO Statement	Cognitive Level*	Knowledge Category#	Evaluation Tools used
CO1	Describe various regression and classification methods and apply them for simple problems.	Ap	P	Internal Exam/Assignment/Seminar/ Viva / End Sem Exam
CO2	Apply methods of Bayesian inference to learning problems and analyse the solutions	An	P	Internal Exam/Assignment/Seminar/ Viva / End Sem Exam
CO3	Describe the functioning of feedforward neural network models of learning.	U	C	Internal Exam/Assignment/Seminar/ Viva / End Sem Exam
* - Remember (R), Understand (U), Apply (Ap), Analyse (An), Evaluate (E), Create (C) # - Factual Knowledge(F) Conceptual Knowledge (C) Procedural Knowledge (P) Metacognitive Knowledge (M)				

Detailed Syllabus:

Text Book		Pattern Recognition and Machine Learning - Christopher M. Bishop - Springer -2006		
Module	Unit	Content	Hrs (48+12)	Ext. Marks (70)
I	Introduction to Statistical Learning		12	Min 15
	1	Review of probability theory, density and distribution functions		
	2	expectation and covariance, Bayesian probabilities.		
	3	Gaussian distribution: conditional and marginal distributions		
	4	Maximum Likelihood and Bayesian inference for Gaussian		
	5	Decision Theory - inference and decision, loss functions		
	6	Entropy, relative entropy and mutual information		
	Chapter 1 and Section 3 of Chapter 2 from text book.			
II	Linear Regression		12	Min 15
	7	Maximum likelihood and least squares		
	8	Regularized least squares		
	9	Bias-Variance Decomposition		
	10	Bayesian Linear Regression		
	11	Parameter and Predictive Distributions		
	12	Bayesian model comparison		
	Chapter 3 of text book			
III	Linear Classification		12	Min 15
	13	Discriminant functions		
	14	Least squares, Fischer discriminant and the relation between them.		
	15	The perceptron algorithm		
	16	Maximum likelihood classifier		
	17	Probabilistic generative models and Logistic Regression		
	18	Bayesian logistic regression		
	Chapter 4 of text book			

IV	Neural Networks		12	Min 15
	19	Feed forward neural networks		
	20	Network training and gradient descent optimization		
	21	Analysis of error backpropagation		
	22	Hessian matrix and diagonal approximation		
	23	Regularization in neural networks.		
	Chapter 5 of text book			
V	Open Ended		12	
		Model Selection and Validation Non-Uniform Learnability The Run Time of Learning		
References:				
1) Understanding Machine Learning From Theory to Algorithms - Shai Shalev Shwartz, Shai Ben David - Cambridge University Press - ISBN 978-1-107-05713-5 - 2014				
2) Foundations of Machine Learning - Mehryar Mohri, Afshin Rostamizadeh, and Ameet Talwalkar - The MIT Press - 2012				

Note: 70 external marks are distributed over the first four modules subjected to a minimum of 15 marks from each module.

Mapping of COs with PSOs and POs :

	PSO1	PSO2	PSO3	PSO4	PO1	PO2	PO3	PO4	PO5	PO6	PO7
CO 1	3	3	2	2	3	2	3	3	3	1	3
CO 2	3	3	2	2	3	2	3	3	3	1	3
CO 3	3	2	2	2	3	2	3	3	3	1	3

Correlation Levels:

Level	Correlation
-	Nil
1	Slightly / Low
2	Moderate / Medium
3	Substantial / High

Assessment Rubrics:

- Assignment/ Seminar
- Internal Exam
- Viva
- Final Exam (70%)

Mapping of COs to Assessment Rubrics:

	Internal Exam	Assignment	Seminar	Viva	End Semester Examinations
CO 1	✓	✓	✓	✓	✓
CO 2	✓	✓	✓	✓	✓
CO 3	✓	✓	✓	✓	✓

Programme	B. Sc. Mathematics Honours			
Course Code	MAT6EJ303 (2)			
Course Title	APPLIED PROBABILITY			
Type of Course	Elective (Specialisation- Data Science)			
Semester	VI			
Academic Level	300 - 399			
Course Details	Credit	Lecture/Tutorial per week	Practical per week	Total Hours
	4	4	-	60
Pre-requisites	Basic Algebra and Calculus			
Course Summary	This course serves as an introduction to the fundamental principles and concepts of probability theory. Understanding probability distributions, expectations, and Markov chains is essential for modelling data, making predictions, and analysing complex systems in data science applications.			

CO	CO Statement	Cognitive Level*	Knowledge Category#	Evaluation Tools used
CO1	Understand basic concepts in probability theory, including discrete and continuous probability distributions, joint distributions for multiple random variables, and Markov chains.	U	C	Internal Exam/Assignment/Seminar/ Viva / End Sem Exam
CO2	Apply probability distributions to practical scenarios and compute key measures such as expected value and variance, with an emphasis on their significance in decision-making and risk assessment.	Ap	P	Internal Exam/Assignment/Seminar/ Viva / End Sem Exam
CO3	Explore and understand fundamental limit theorems, such as the law of large numbers and the central limit theorem, and their implications for probability theory and statistical inference.	U	C	Internal Exam/Assignment/Seminar/ Viva / End Sem Exam
* - Remember (R), Understand (U), Apply (Ap), Analyse (An), Evaluate (E), Create (C) # - Factual Knowledge(F) Conceptual Knowledge (C) Procedural Knowledge (P) Metacognitive Knowledge (M)				

Detailed Syllabus:

Text Book		Introduction to Probability Models - Sheldon M Ross -10 th (e)- Academic Press		
Module	Unit	Content	Hrs (48+12)	Ext. Marks (70)
I			12	
	1	Sample space and events.		Min 15
	2	Probabilities defined on events.		
	3	Conditional Probabilities		
	4	Independent Events.		
	5	Bayes 'Formula.		
	6	Random Variables.		
	7	Discrete Random Variables.		
	8	Continuous Random Variables		
Chapter 1: Sections 1.2, 1.3, 1.4, 1.5, 1.6 Chapter 2: Sections 2.1, 2.2, 2.3				
II			12	
	9	Expectation of a Random Variable – Discrete Case and Continuous Case		Min 15
	10	Jointly distributed Random Variables.		
	11	Moment generating functions.		
	12	Limit Theorems		
Chapter 2: sections 2.4, 2.5, 2.6, 2.8				
III			12	
	13	Conditional probability and conditional expectation- The discrete case.		Min 15
	14	Conditional probability and conditional expectation- The continuous case.		
	15	Computing expectations by conditioning.		
	16	Computing Probabilities by conditioning.		
Chapter3: Sections 3.1, 3.2, 3.3, 3.4, 3.5				
IV			12	
	19	Markov chain – definition and examples.		

	20	Chapman-Kolmogrov equations.		Min 15
	21	Classification of states of a Markov Chain.		
	22	Limiting Probabilities		
	Chapter4: Sections 4.1, 4.2, 4.3, 4.4			
V	Open Ended		12	
	23	Properties of exponential distribution, Counting processes, Poisson process, properties of Poisson process		

References:

1. S. Ross, "A First Course in Probability," Eighth Edition, Prentice Hall.
2. W. Feller, "An Introduction to Probability Theory and its Applications," Vol.I, John Wiley.
3. B.V. Gnedenko, "Theory of Probability," Chelsea, New York
4. S.M. Ross, "Stochastic Processes," second edition, John Wiley
5. S. Karlyn and H. Taylor, "A First course in Stochastic Processes", second edition, Academic Press

Note: 70 external marks are distributed over the first four modules subjected to a minimum of 15 marks from each module.

Mapping of COs with PSOs and POs :

	PSO1	PSO2	PSO3	PSO4	PO1	PO2	PO3	PO4	PO5	PO6	PO7
CO 1	3	2	1	2	3	2	3	2	3	1	2
CO 2	2	3	2	2	3	2	3	3	3	1	3
CO 3	3	2	1	2	3	2	3	2	3	1	2

Correlation Levels:

Level	Correlation
-	Nil
1	Slightly / Low
2	Moderate / Medium
3	Substantial / High

Assessment Rubrics:

- Assignment/ Seminar
- Internal Exam
- Viva
- Final Exam (70%)

Mapping of COs to Assessment Rubrics:

	Internal Exam	Assignment	Seminar	Viva	End Semester Examinations
CO 1	✓	✓	✓	✓	✓
CO 2	✓	✓	✓	✓	✓
CO 3	✓	✓	✓	✓	✓

Programme	B. Sc. Mathematics Honours			
Course Code	MAT6EJ304 (2)			
Course Title	MACHINE LEARNING - II			
Type of Course	Elective (Specialisation- Data Science)			
Semester	VI			
Academic Level	300 - 399			
Course Details	Credit	Lecture/Tutorial per week	Practical per week	Total Hours
	4	4	-	60
Pre-requisites	Machine Learning - I			
Course Summary	This course studies advanced models of machine learning. Mastery of techniques like regression, classification, and dimensionality reduction will enable students to handle complex data sets, perform advanced analytics, and develop robust predictive models. Understanding kernel methods, SVMs, graphical models, and PCA will provide the necessary tools for tackling a wide range of data-driven challenges in real-world applications.			

CO	CO Statement	Cognitive Level*	Knowledge Category#	Evaluation Tools used
CO1	To analyse and design support vector machines and kernel methods for learning problem.	An	P	Internal Exam/Assignment/Seminar/ Viva / End Sem Exam
CO2	To analyse graphical models for learning and explore belief propagation in graph models.	An	C	Internal Exam/Assignment/Seminar/ Viva / End Sem Exam
CO3	To analyse and apply PCA and dimensionality reduction techniques	Ap	P	Internal Exam/Assignment/Seminar/ Viva / End Sem Exam
* - Remember (R), Understand (U), Apply (Ap), Analyse (An), Evaluate (E), Create (C) # - Factual Knowledge(F) Conceptual Knowledge (C) Procedural Knowledge (P) Metacognitive Knowledge (M)				

Detailed Syllabus:

Text Book		Pattern Recognition and Machine Learning - Christopher M. Bishop - Springer - 2006		
Module	Unit	Content	Hrs (48+12)	Ext. Marks (70)
I	Kernel Methods		12	
	1	Review of linear regression and classification		
	2	Dual representations and construction of kernels		
	3	Radial basis function networks - Nadaraya-Watson model		
	4	Gaussian processes for regression and classification		
	5	Laplace approximation		
	6	Connection to neural networks		
	Chapter 6 of text book			
II	Support Vector Machines		12	
	7	Maximum Margin Classifiers		
	8	Relation to logistic regression		
	9	Regression using SVM.		
	10	Relevance Vector Machines		
	11	Regression and classification using RVM		
	Chapter 7 of text book			
III	Graphical Models		12	
	12	Bayesian Networks		
	13	Markov Random Fields		
	14	Factorization properties		
	15	Inference in Graphical Models		
	16	Factor graphs and sum-products algorithm		
	17	Belief propagation		
	Chapter 8 of text book			
IV	Principal Component Analysis		12	
	18	Maximum variance and minimum error PCA		

	19	Dimensionality reduction		
	20	Maximum likelihood PCA and EM algorithm		
	21	Bayesian PCA and factor analysis		
	22	Kernel PCA		
	Chapter 12 of text book			
V	Open Ended		12	
		<ol style="list-style-type: none"> 1. Boosting 2. Convex learning problems 3. Regularization in convex learning 4. Learning of convex Lipschitz and smooth bounded functions 5. Stochastic gradient descent 		
<p>References:</p> <p>1) Understanding Machine Learning from Theory to Algorithms - Shai Shalev Shwartz, Shai Ben David - Cambridge University Press - ISBN 978-1-107-05713-5 - 2014</p> <p>2) Foundations of Machine Learning - Mehryar Mohri, Afshin Rostamizadeh, and Ameet Talwalkar - The MIT Press - 2012</p>				

Note: 70 external marks are distributed over the first four modules subjected to a minimum of 15 marks from each module.

Mapping of COs with PSOs and POs :

	PSO1	PSO2	PSO3	PSO4	PSO5	PSO6	PO1	PO2	PO3	PO4	PO5	PO6	PO7
CO 1	3	3	2	2	3	2	3	2	3	3	3	1	3
CO 2	3	3	2	2	3	2	3	2	3	3	3	1	3
CO 3	3	3	2	2	3	2	3	2	3	3	3	1	3

Correlation Levels:

Level	Correlation
-	Nil
1	Slightly / Low
2	Moderate / Medium
3	Substantial / High

Assessment Rubrics:

- Assignment/ Seminar
- Internal Exam
- Viva
- Final Exam (70%)

Mapping of COs to Assessment Rubrics:

	Internal Exam	Assignment	Seminar	Viva	End Semester Examinations
CO 1	✓	✓	✓	✓	✓
CO 2	✓	✓	✓	✓	✓
CO 3	✓	✓	✓	✓	✓

Programme	B. Sc. Mathematics Honours			
Course Code	MAT5EJ305			
Course Title	HIGHER ALGEBRA			
Type of Course	Elective			
Semester	V			
Academic Level	300 - 399			
Course Details	Credit	Lecture/Tutorial per week	Practical per week	Total Hours
	4	4	-	60
Pre-requisites	Fundamental Mathematics Concepts: Set, Functions, Logic			
Course Summary	This course explores topics that follow as a direct continuation of high school algebra, like the general theory of equations, and classification of second-degree curves and surfaces.			

Course Outcomes (CO):

CO	CO Statement	Cognitive Level*	Knowledge Category#	Evaluation Tools used
CO1	Understand and apply the algebraic methods used in solving polynomial equations of low degrees and place them in a general context	Ap	P	Internal Exam/Assignment/Seminar/Viva / End Sem Exam
CO2	Understanding of the fundamental concepts of algebraic equations, including the Identity Theorem and the Fundamental Theorem of Algebra.	U	C	Internal Exam/Assignment/Seminar/Viva / End Sem Exam
CO3	Analyse and evaluate various solutions of equations, including Cardan's Formulas and trigonometric solutions, and identify the irreducible cases.	An	C	Internal Exam/Assignment/Seminar/Viva / End Sem Exam
* - Remember (R), Understand (U), Apply (Ap), Analyse (An), Evaluate (E), Create (C) # - Factual Knowledge(F) Conceptual Knowledge (C) Procedural Knowledge (P) Metacognitive Knowledge (M)				

Detailed Syllabus:

Text				
1. Geometry(2/e), David A Brannan, Mathew F. Esplen, Jeremy J Gray, Cambridge University Press (2012) ISBN: 978-1-107-64783-1 2. Theory of Equations, J. V. Uspensky, McGraw Hill (1948), ISBN:07-066735-7				
Module	Unit	Content	Hrs (48+12)	Ext. Marks (70)
I	Theory of Equations		16	
	1	Chapter II -Section 3: Division of Polynomials		
	2	Chapter II -Section 4: The Remainder Theorem		
	3	Chapter II- Section 5: Synthetic Division		
	4	Chapter II- Section 7: Taylor’s Formula		
	5	Chapter III - Section 1: Algebraic Equations		
	6	Chapter III - Section 2: Identity Theorem		
	7	Chapter III - Section 3: The Fundamental Theorem of Algebra		
II	Cubic And Biquadratic Equations		16	
	8	Chapter III - Section 4: Imaginary Roots of Equations with Real Coefficients		
	9	Chapter III - Section 5: Relations Between Roots and Coefficients		
	10	Chapter IV - Section 1: Limits of Roots Section 2: A Method to Find an Upper Limit of Positive Roots		
	11	Chapter IV - Section 3: Limit for Moduli of Roots		
	12	Chapter V - Section 1: What is the “Solution” of an Equation?, Section 2: Cardan’s Formulas, Section 3: Discussion of Solution		
	13	Chapter V - Section 4: Irreducible Case Section 5: Trigonometric Solution		
	14	Chapter V- Section 6: Solution of Biquadratic Equations		

III	Conic Sections		12
	15	Section 1.1.1: Conic Sections, Section 1.1.2: Circles	
	16	Section 1.1.3: Focus-Directrix Definition of the Non-Degenerate Conics	
	17	Section 1.1.4: Focal Distance Properties of Ellipse and Hyperbola	
	18	Section 1.1.5: Dandelin Spheres	
IV	Quadric Surfaces		4
	19	Section 1.2.2: Reflections	
	20	Section 1.3: Recognizing Conics	
	21	Section 1.4.1: Quadric Surfaces in \mathbb{R}^3	
	22	Section 1.4.2: Recognizing Quadric Surfaces	
V	Open Ended Module: Affine Maps		12
	1	Geometry and Transformations - What is Euclidean Geometry? Isometry, Euclidean properties, Euclidean transformation, Euclidean-Congruence	
	2	Affine Transformations, Basic Properties of Affine Transformations	
	3	Fundamental Theorem of Affine Geometry	

References:

1. Higher Algebra, Barnard & Child, St. Martin's Press, NY, USA (Public Domain, Copyright exhausted)
2. Thomas & Finney, Calculus & Analytic Geometry, Addison Wesley
3. George A Jennings: Modern Geometry with Applications Universitext, Springer (1994) ISBN: 0-387-94222-X
4. Walter Meyer: Geometry and its Application(2/e) Elsever, Academic Press(2006) ISBN: 0-12-369427-0

Note: 70 external marks are distributed over the first four modules subjected to a minimum of 15 marks from each module.

Mapping of COs with PSOs and POs :

	PSO1	PSO2	PSO3	PSO4	PO1	PO2	PO3	PO4	PO5	PO6	PO7
CO 1	3	3	3	2	3	1	2	1	3	0	1
CO 2	3	3	2	2	3	1	2	1	3	0	1
CO 3	2	3	3	2	3	1	3	1	3	0	2

Correlation Levels:

Level	Correlation
-	Nil
1	Slightly / Low
2	Moderate / Medium
3	Substantial / High

Assessment Rubrics:

- Assignment/ Seminar
- Internal Exam
- Viva
- Final Exam (70%)

Mapping of COs to Assessment Rubrics:

	Internal Exam	Assignment	Seminar	Viva	End Semester Examinations
CO 1	✓	✓	✓	✓	✓
CO 2	✓	✓	✓	✓	✓
CO 3	✓	✓	✓	✓	✓

Programme	B. Sc. Mathematics Honours			
Course Code	MAT5EJ306			
Course Title	LINEAR PROGRAMMING			
Type of Course	Elective			
Semester	V			
Academic Level	300 - 399			
Course Details	Credit	Lecture/Tutorial per week	Practical per week	Total Hours
	4	4	-	60
Pre-requisites	Basic Calculus and Linear Algebra			
Course Summary	Linear Programming is a mathematical modelling technique in which a linear function is maximized or minimized when subjected to various constraints. This technique has been useful for guiding quantitative decisions in business planning, in industrial engineering, and—to a lesser extent—in the social and physical sciences. This course begins with convex sets and extrema of functions for a sound basis of the subject. It then develops into LP problems including Transportation and Assignment problems.			

Course Outcomes (CO):

CO	CO Statement	Cognitive Level*	Knowledge Category#	Evaluation Tools used
CO1	Able to identify and analyse the properties of convex sets, including open and closed sets, convex hulls, and vertices.	An	C	Internal Exam/Assignment/Seminar/ Viva / End Sem Exam
CO2	To demonstrate proficiency in applying optimization techniques such as gradient descent, constrained extrema, and the method of Lagrange multipliers to solve real-valued functions.	Ap	P	Internal Exam/Assignment/Seminar/ Viva / End Sem Exam
CO3	To formulate and solve linear programming problems, including transportation and assignment problems, using techniques such as simplex method and duality.	U	P	Internal Exam/Assignment/Seminar/ Viva / End Sem Exam
* - Remember (R), Understand (U), Apply (Ap), Analyse (An), Evaluate (E), Create (C) # - Factual Knowledge(F) Conceptual Knowledge (C) Procedural Knowledge (P) Metacognitive Knowledge (M)				

Detailed Syllabus:

Text book	Optimization Methods in Operation Research and System Analysis (4th edition), K.V Mittal, C Mohan, New Age International (P)Limited (2016)	
Module	Unit	Content
I	Module I	
	1	Chapter 1 Section 11: Open and Closed sets in E_n
	2	Section 12: Convex Linear Combination, Convex Sets
	3	Section 13: Intersection of Convex Sets, Convex Hull of a Set Section 14: Vertices or Extreme Points of a Convex Set
	4	Section 15: Convex Polyhedron Section 16: Hyperplanes, Half-spaces and Polytopes
	5	Section 17: Separating and Supporting Hyperplanes (Proof of Theorem 18 is optional) Section 18: Vertices of a Closed Bounded Convex Set (Proof of Theorem 21,22,23 are optional) Section 19: Summary Section 20: Quadratic Forms
II	Module II	
	6	Chapter 2 Section 11: Convex Functions
	7	Section 12: General Problem of Mathematical Programming
	8	Chapter 3 Section 1: Introduction Section 2: LP in Two-Dimensional Space
	9	Section 3: General L P Problem Section 4: Feasible Solutions (Proof of Theorem 1 is optional) Section 5: Basic Solutions Section 6: Basic Feasible Solutions (Proof of Theorem 2,3 are optional) Section 7: Optimal Solution (Proof of Theorem 4,5 are optional) Section 8: Summary
	10	Section 9: Simplex Method Section 10: Canonical Form of Equations Section 11: Simplex Method (Numerical Example) Section 12: Simplex Tableau
	11	Section 13: Finding the First b.f.s; Artificial Variables Section 14: Degeneracy
	12	Section 15: Simplex Multipliers
III	Module III	
	13	Chapter 3 Section 17: Duality in LP Problems
	14	Section 18: Duality Theorems (Proof of Theorem 7,8,9, 10,11 are optional) Section 19: Applications of Duality
	15	Section 20: Dual Simplex Method Section 21: Summary of Simplex Methods (III Revised Simplex Method is optional)
	16	Section 22: Applications of LP
IV	Module IV	

	17	Chapter 4 Section 1: Introduction Section 2: Transportation Problem Section 3: Transportation Array Section 4: Transportation Matrix Section 5: Triangular Basis (Proof of Theorem 1 is optional) Section 6: Finding a Basic Feasible Solution
	18	Section 7: Testing For Optimality
	19	Section 8: Loop in Transportation Array (Proof of Theorem 2 is optional) Section 9: Changing the Basis
	20	Section 10: Degeneracy Section 11: Unbalanced Problem
	21	Section 14: Assignment Problem (Proof of Theorem 3 is optional)
	22	Section 15: Generalized Transportation Problem Exercise Questions in Assignment Problem
V	Open Ended	
		Linear Programming Using Scipy, Prog Reference 1.
		Dual Simplex Solved Programming Exercises in Python from Vanderbei (Reference 1), Prog Reference 2.
		Linear Programming in Python using IBM CPLEX Community Edition. Prog Reference 3.
		Transportation Problem in Python. Prog Reference 4.
		Linear Programming in Julia. Prog Reference 5. Ch 3 Basics of Julia Programming Language, Ch 5 The Simplex Method.
	<p>. References:</p> <ol style="list-style-type: none"> 1. G. Hadley : Linear Programming Addison-Wesley Pub Co Reading, Mass (1975) 2. S.S. Rao : Optimization – Theory and Applications (2nd Edn.) Wiley Eastern (P) Ltd. New Delhi. 3. Russel L Ackoff and : Fundamentals of Operation Research Maurice W.Sasioni Wiley Eastern Ltd. New Delhi. (1991) 4. Charles S. Beightler, : Foundations of Optimization D.T. Philips & D.J. Wilde (2nd Edn.) Prentice Hall of India, Delhi (1979) 	
	<p>Programming References for Open-Ended section:</p> <ol style="list-style-type: none"> 1. Linear Programming using Scipy, https://python.quantecon.org/lp_intro.html 2. Vanderbei’s book homepage: https://vanderbei.princeton.edu/LPbook/ 3. CPLEX Jupyter Notebook: https://github.com/IBMDecisionOptimization/tutorials/blob/master/jupyter/Linear_Programming.ipynb <p>Installation: http://ibmdecisionoptimization.github.io/docplex-doc/README.md.html</p>	

	<p>4. Solving Transportation Problem using Linear Programming in Python: https://machinelearninggeek.com/solving-transportation-problem-using-linear-programming-in-python/</p> <p>5. Changhyun Kwon, Julia Programming for Operations Research 2/e , https://www.softcover.io/read/7b8eb7d0/juliabook2/simplex</p>
--	--

Note: 70 external marks are distributed over the first four modules subjected to a minimum of 15 marks from each module.

Mapping of COs with PSOs and POs :

	PSO1	PSO2	PSO3	PSO4	PO1	PO2	PO3	PO4	PO5	PO6	PO7
CO 1	3	2	2	1	3	1	2	1	3	0	1
CO 2	3	3	3	2	2	1	3	1	3	0	1
CO 3	2	3	3	2	3	1	3	1	3	0	2

Correlation Levels:

Level	Correlation
-	Nil
1	Slightly / Low
2	Moderate / Medium
3	Substantial / High

Assessment Rubrics:

- Assignment/ Seminar
- Internal Exam
- Viva
- Final Exam (70%)

Mapping of COs to Assessment Rubrics:

	Internal Exam	Assignment	Seminar	Viva	End Semester Examinations
CO 1	✓	✓	✓	✓	✓
CO 2	✓	✓	✓	✓	✓
CO 3	✓	✓	✓	✓	✓

Programme	B. Sc. Mathematics Honours			
Course Code	MAT6EJ305			
Course Title	TOPOLOGY OF METRIC SPACES			
Type of Course	Elective			
Semester	VI			
Academic Level	300 - 399			
Course Details	Credit	Lecture/Tutorial per week	Practical per week	Total Hours
	4	4	-	60
Pre-requisites	1. Fundamental Mathematics Concepts: Set, Functions, Logic 2. Real Analysis			
Course Summary	This course familiarises students with the basic tools and phenomenology of topology by introducing metric spaces as a generalisation of the familiar Euclidean spaces.			

Course Outcomes (CO):

CO	CO Statement	Cognitive Level*	Knowledge Category#	Evaluation Tools used
CO1	Demonstrate understanding of fundamental concepts in metric spaces and basic examples of metric spaces.	U	C	Internal Exam/Assignment/Seminar/ Viva / End Sem Exam
CO2	To analyse and evaluate the basic topology of metric spaces, including open sets, closed sets, interior, closure, and boundary points	An	E	Internal Exam/Assignment/Seminar/ Viva / End Sem Exam
CO3	Demonstrate proficiency in applying concepts of convergence, completeness, and continuity in metric spaces, including understanding Cauchy sequences, completeness, and continuity of functions.	Ap	P	Internal Exam/Assignment/Seminar/ Viva / End Sem Exam
* - Remember (R), Understand (U), Apply (Ap), Analyse (An), Evaluate (E), Create (C) # - Factual Knowledge(F) Conceptual Knowledge (C) Procedural Knowledge (P) Metacognitive Knowledge (M)				

Detailed Syllabus:

Textbook	Introduction to Topology and Modern Analysis, George F. Simmons, Krieger Publishing Company (1982) ISBN-0-89874-551-9		
Module	Unit	Content	Hrs (48+ 12)
I	Introduction to Metric Spaces		12
	1	Chapter 1 Section 5: Partitions and Equivalence Relations	
	2	Chapter 1 Section 6: Countable Sets	
	3	Chapter 1 Section 7: Uncountable Sets	
	4	Chapter 2 Section 9: The Definition and Some Examples (Topics up to and including Example 2)	
	5	Chapter 2 Section 9: The Definition and Some Examples (Topics from Example 3 onwards)	
II	Basic Topology of Metric Spaces		10
	6	Chapter 2 Section 10: Open Sets (Topics up to and including Theorem A)	
	7	Chapter 2 Section 10: Open Sets (Theorem B and Theorem C)	
	8	Chapter 2 Section 10: Open Sets (Topics from Theorem D onwards)	
	9	Chapter 2 Section 11: Closed Sets (Topics up to and including Theorem C)	
	10	Chapter 2 Section 11: Closed Sets (Topics from Theorem D onwards)	
III	Convergence, Completeness & Continuity		12
	11	Chapter 2 Section 12: Convergence, Completeness, and Baire's Theorem (Topics up to Theorem A)	
	12	Chapter 2 Section 12: Convergence, Completeness, and Baire's Theorem (Theorem A and Theorem B)	
	13	Chapter 2 Section 12: Convergence, Completeness, and Baire's Theorem (Topics from Theorem C onwards)	
	14	Chapter 2 Section 13: Continuous Mappings (Topics up to and including Theorem A)	
	15	Chapter 2 Section 13: Continuous Mappings (Theorem B and Theorem C)	
	16	Chapter 2 Section 13: Continuous Mappings (Topics from Theorem D onwards)	
IV	Special Classes of Metric Spaces		14
	17	Chapter 2 Section 14: Spaces of Continuous Functions (Topics up to First Lemma)	
	18	Chapter 2 Section 14: Spaces of Continuous Functions (First Lemma, Second Lemma)	
	19	Chapter 2 Section 14: Spaces of Continuous Functions (Topics from Theorem A onwards)	
	20	Chapter 2 Section 15: Euclidean and Unitary Spaces (Topics up to First Lemma)	
	21	Chapter 2 Section 15: Euclidean and Unitary Spaces (First Lemma, Second Lemma)	
	22	Chapter 2 Section 15: Euclidean and Unitary Spaces (Topics from Theorem A onwards)	
Compactness In Metric Spaces			

V (Open Ended)	The Heine-Borel Property Bolzano-Weierstrass Property Lebesgue's Covering Lemma Sequential Compactness Compactness – Open Cover Formulation Total Boundedness Compactness, Completeness & Total Boundedness Equicontinuity & the Arzela-Ascoli Theorem	12
-----------------------	---	-----------

References:

1. Introduction to General Topology, K. D. Joshi, New Age International.
2. A First Course In Topology, James R. Munkres, Prentice Hall of India
3. Topology of Metric Spaces, S. Kumaresan, Narosa Publishing House.

Note: 70 external marks are distributed over the first four modules subjected to a minimum of 15 marks from each module.

Mapping of COs with PSOs and POs :

	PSO1	PSO2	PSO3	PSO4	PO1	PO2	PO3	PO4	PO5	PO6	PO7
CO 1	3	2	1	1	3	1	2	1	3	0	1
CO 2	3	3	1	1	3	1	3	1	3	0	1
CO 3	3	3	2	1	3	1	3	1	3	0	1

Correlation Levels:

Level	Correlation
-	Nil
1	Slightly / Low
2	Moderate / Medium
3	Substantial / High

Assessment Rubrics:

- Assignment/ Seminar
- Internal Exam
- Viva
- Final Exam (70%)

Mapping of COs to Assessment Rubrics:

	Internal Exam	Assignment	Seminar	Viva	End Semester Examinations
CO 1	✓	✓	✓	✓	✓
CO 2	✓	✓	✓	✓	✓
CO 3	✓	✓	✓	✓	✓

Programme	B. Sc. Mathematics Honours			
Course Code	MAT6EJ306			
Course Title	INTRODUCTION TO FOURIER ANALYSIS			
Type of Course	Elective			
Semester	VI			
Academic Level	300-399			
Course Details	Credit	Lecture/Tutorial	Practical	Total Hours
	4	per week 4	per week -	60
Pre-requisites	An introductory course in Real Analysis including series of functions			
Course Summary	Fourier analysis is a fundamental component in the tool-kit of every pure and applied mathematician with numerous applications to signal processing, image processing, tomography and several other areas of engineering. In this course we shall look at the most basic theoretical foundations of this subject. Along the way we shall have to recapitulate some of the requisite results from functional analysis.			

Course Outcomes (CO):

CO	CO Statement	Cognitive Level*	Knowledge Category#	Evaluation Tools used
CO1	Demonstrate proficiency in defining and applying concepts related to inner product spaces, including orthogonality and linear operators.	Ap/An	P	Internal Exam/Assignment /Seminar/ Viva / End Sem Exam
CO2	Describe orthogonality, including definitions and examples. Demonstrate the use of orthogonal projections, including the Gram-Schmidt orthogonalization process.	Ap	C	Internal Exam/Assignment / Seminar/ Viva / End Sem Exam
CO3	Compute Fourier series on various intervals including cosine and sine expansions, and understand the complex form of Fourier series.	Ap	P	Internal Exam/Assignment /Seminar/ Viva / End Sem Exam
* - Remember (R), Understand (U), Apply (Ap), Analyse (An), Evaluate (E), Create (C) # - Factual Knowledge(F) Conceptual Knowledge (C) Procedural Knowledge (P) Metacognitive Knowledge (M)				

Detailed Syllabus:

Text Book	A First Course in Wavelets with Fourier Analysis, 2e, Albert Boggess and Francis J Narcowich, Wiley.			
Module	Unit	Content	Hrs	Marks
			(48+ 12)	Ext: 70
I	Inner Product Spaces		12	
		Quick review through the preface of the text book for the discussions Fourier Analysis and Wavelets		
	1	0.1 and 0.2 – Motivation, definition and examples of inner product.		
	2	0.3 – The spaces L^2 and ℓ^2 – 0.3.1 - Construction of inner products in L^2 and ℓ^2 .		
	3	0.3.2 – Convergence in L^2 versus uniform convergence.		
	4	0.4 – Schwarz Inequality		
	5	0.4 - Triangle Inequality		
	6	0.5 – Orthogonality 0.5.1 – Definitions and examples.		
7	0.5.2 – Orthogonal Projections – up to and including example 0.23			
II	Inner Product Spaces – contd.		12	
	8	0.5.2 – Orthogonal Projections – rest of the section		
	9	0.5.3 – Gram – Schmidt Orthogonalization.		
	10	0.6 – Linear Operators and their Adjoints 0.6.1- Linear Operators		
	11	0.6.2 – Adjoints - (up to and including Example 0.31)		
	12	0.6.2 – Adjoints – rest of the section.		
III	Fourier Series		12	

	13	1.1 – Introduction (1.1.1 to 1.1.3)		
	14	1.2 – Computation of Fourier Series 1.2.1 – On the interval $[-\pi, +\pi]$ – with examples		
	15	1.2.2 – Other intervals – with examples		
	16	1.2.3 – Cosine and Sine expansions with examples		
	17	1.2.5 – The complex form of Fourier Series		
Modules III and IV are presented only for motivations and examples for the theory. All the proofs of theorems in these modules are optional to study and exempted from external examination.				
IV	Fourier Transforms		12	
	18	2.1 – Informal development of the Fourier transform 2.1.1 – Fourier Inversion Theorem		
	19	2.2.2 – Fourier Transform of a convolution		
	20	2.2.3 – Adjoint of the Fourier Transform		
	21	2.2.4 – Plancherel Theorem		
	22	More problems from the above sections		
V (Open Ended)	Fourier Analysis		12	
	After having the above basics of Fourier Analysis, one can look at the discrete versions of Fourier Analysis and can enter into Wavelets theory (for instance refer sections 4.1 and 4.2 of text book). The Haar wavelet analysis with its decomposition and reconstruction theorems open the window to signal theory which is an active area of research for both pure and applied Mathematicians			

References

1. Ten lectures on Wavelets, Daubechies, Philadelphia, SIAM, 1992.
2. Fourier Analysis and its Applications, Gerald B Folland, Wadsworth and Brooks/Cole Advanced Books and Software, Pacific Grove, California.
3. Introduction to Fourier Analysis on Euclidean Spaces, Elias M Stein and Guido -Weiss, Princeton University Press.
4. How to make Wavelets, Robert S. Strichartz, The American Mathematical Monthly.

Note: 1) Optional topics are exempted for end semester examination.

2) 70 external marks are distributed over the first four modules subjected to a minimum of 15 marks from each module.

Mapping of COs with PSOs and POs :

	PSO1	PSO2	PSO3	PSO4	PO1	PO2	PO3	PO4	PO5	PO6	PO7
CO 1	3	3	2	1	3	1	3	1	3	0	1
CO 2	3	3	2	1	3	1	3	1	3	0	1
CO 3	3	3	2	1	3	1	3	1	3	0	1

Correlation Levels:

Level	Correlation
-	Nil
1	Slightly / Low
2	Moderate / Medium
3	Substantial / High

Assessment Rubrics:

- Assignment/ Seminar
- Internal Exam
- Viva
- Final Exam (70%)

Mapping of COs to Assessment Rubrics:

	Internal Exam	Assignment	Seminar	Viva	End Semester Examinations
CO 1	✓	✓	✓	✓	✓
CO 2	✓	✓	✓	✓	✓
CO 3	✓	✓	✓	✓	✓

Programme	B. Sc. Mathematics Honours			
Course Code	MAT8EJ401			
Course Title	ADVANCED TOPOLOGY			
Type of Course	Elective			
Semester	VIII			
Academic Level	400-499			
Course Details	Credit	Lecture/Tutorial	Practicum	Total Hours
	4	per week 4	per week 0	60
Pre-requisites	1. Topology I			
Course Summary	The advanced topology course extends Topology I by introducing further concepts and tools. It starts with the product topology and explores its properties. Embeddings, including the Tychonoff embedding theorem, are discussed. Urysohn's Lemma from the previous course is used to prove the Urysohn Metrisation Theorem. Nets and filters are introduced to address sequence limitations. Various forms of compactness and compactifications are examined, with a focus on their relation to completeness in metric spaces. The course concludes with important results such as the Baire category theorems.			

Course Outcomes (CO):

CO	CO Statement	Cognitive Level*	Knowledge Category#	Evaluation Tools used
CO1	Learn basic structures and constructions in Topology	U	F	Internal Exam/Assignment/ Seminar/ Viva / End Sem Exam
CO2	Analyse and apply the concepts of Nets, Filters, and Convergence in the context of Topological Spaces	An	P	Internal Exam/Assignment/ Seminar/ Viva / End Sem Exam
CO3	To develop the student's ability to handle abstract ideas of mathematics and mathematical proofs	Ap	C	Internal Exam/Assignment/ Seminar/ Viva / End Sem Exam
* - Remember (R), Understand (U), Apply (Ap), Analyse (An), Evaluate (E), Create (C) # - Factual Knowledge(F) Conceptual Knowledge (C) Procedural Knowledge (P) Metacognitive Knowledge (M)				

Detailed Syllabus:

Text Book	Introduction to General Topology, 2nd Edition, K. D. Joshi, New Age International Publishers, 1983.			
Module	Unit	Content	Hrs (48+12)	External Marks (70)
I	Chapter 8: Products & Coproducts		10	
	1	Cartesian Products of Families of Sets – 8.1		
	2	The Product Topology – 8.2		
	3	Productive Properties – Separation Axioms 8.3		
	4	Productive Properties – Connectedness – 8.3		
	5	Countably Productive Properties – Metrisability–8.4		
	6	Countably Productive Properties – Countability–8.4		
	7	The Case of Separability – 8.4		
II	Chapter 9: Embedding & Metrisation		10	
	8	Evaluation Functions into Products – 9.1		
	9	Embedding Lemma – 9.2		
	10	Tychonoff Embedding – 9.2		
	11	The Urysohn Metrisation Theorem – 9.3		
III	Chapter 10: Nets & Filters		12	
	12	Definition & Convergence of Nets – 10.1		
	13	Topology & Convergence of Nets – 10.2		
	14	Nets & Compactness – 10.2		
	15	Filters & Their Convergence – 10.3		
	16	Topology & Filters – 10.3		
	17	Ultrafilters and Compactness – 10.4		
IV	Chap 11,12: Compactness & Complete Metric Spaces		16	

	18	Variations of Compactness – 11.1		
	19	The Alexander Sub-base Theorem – 11.2		
	20	Local Compactness – 11.3		
	21	Compactifications – 11.4 (Wallman Compactification 11.15 to 11.20 may be relegated to Practicum)		
	22	Complete Metrics – 12.1		
	23	Consequences of Completeness – 12.2		
	24	Completions of a Metric – 12.4		
V			12	
	1	Wallman Compactification: 11.15 to 11.20		
	2	12.3: Some Applications (of Completeness)		
	3	Chapter 13: Category Theory		
	4	Chapter 14: Uniform Spaces		
	5	Chapter 15 Section 2: Paracompactness		
	6	Chapter 15 Section 3: Use of Ordinal Numbers		
	7	Nagata-Smirnov Metrisation Theorem		
References				
<ol style="list-style-type: none"> 1. Topology, J. R. Munkres, Prentice Hall of India, 2000. 2. General Topology, S. Willard, Addison Wesley Pub. Company, 1976. 3. General Topology, J. L. Kelley, D. van Nostrand, 1955. 4. Introduction to Topology and Modern Analysis; G. F. Simmons, McGraw-Hill, 1963. 5. Topology, James Dugundji, Prentice Hall of India, 1975. 				

Note: 70 external marks are distributed over the first four modules subjected to a minimum of 15 marks from each module

Mapping of COs with PSOs and POs :

	PSO1	PSO2	PSO3	PSO4	PO1	PO2	PO3	PO4	PO5	PO6	PO7
CO 1	3	2	3	1	3	1	2	1	3	0	1
CO 2	3	3	2	1	3	1	3	1	3	0	1
CO 3	3	3	3	3	2	1	2	1	2	0	1

Correlation Levels:

Level	Correlation
-	Nil
1	Slightly / Low
2	Moderate / Medium
3	Substantial / High

Assessment Rubrics:

- Assignment/ Seminar
- Internal Exam
- Viva
- Final Exam (70%)

Mapping of COs to Assessment Rubrics:

	Internal Exam	Assignment	Seminar	Viva	End Semester Examinations
CO 1	✓	✓	✓	✓	✓
CO 2	✓	✓	✓	✓	✓
CO 3	✓	✓	✓	✓	✓

Programme	B. Sc. Mathematics Honours			
Course Code	MAT8EJ402			
Course Title	PARTIAL DIFFERENTIAL EQUATIONS			
Type of Course	Elective			
Semester	VIII			
Academic Level	400-499			
Course Details	Credit	Lecture/Tutorial per week	Practical per week	Total Hours
	4	4	-	60
Pre-requisites	1. Real Analysis 2. Basic Concepts of Vector functions 2. Ordinary Differential Equations			
Course Summary	This introductory Partial Differential Equations (PDEs) course equips students with the mathematical tools and problem-solving skills necessary to analyse and solve real-world phenomena governed by PDEs. The syllabus focuses on analytical methods for solving first and second-order PDEs, laying the foundation for further exploration of advanced PDEs and their applications.			

Course Outcomes (CO):

CO	CO Statement	Cognitive Level*	Knowledge Category#	Evaluation Tools used
CO1	Understanding of basic concepts, definitions, and mathematical problems related to first-order quasilinear equations.	U	C	Internal Exam/Assignment/ Seminar/ Viva / End Sem Exam
CO2	Analyse and evaluate the classification of second-order linear equations, including the Cauchy problem and wave equations.	An	E	Internal Exam/Assignment/ Seminar/ Viva / End Sem Exam
CO3	Evaluate solutions for boundary value problems and apply them in solving PDEs.	E	P	Internal Exam/Assignment/ Seminar/ Viva / End Sem Exam
* - Remember (R), Understand (U), Apply (Ap), Analyse (An), Evaluate (E), Create (C) # - Factual Knowledge(F) Conceptual Knowledge (C) Procedural Knowledge (P) Metacognitive Knowledge (M)				

Detailed Syllabus:

Text: Linear Partial Differential Equations for Scientists and Engineers, Fourth Edition, Tyn Myint-U, Lokenath Debnath, Birkhauser(2007), ISBN : 978-81-8489-079-2.				
Module	Unit	Content	Hrs (48 +12)	Ext. Marks (70
I	First Order Quasilinear Equations and Method of Characteristics		9	
	1	Basic Concepts, definitions and mathematical problems		
	2	Classification of first order equations		
	3	Construction of a first order equation		
	4	Geometrical Interpretation of a First- Order Equation		
	5	Method of characteristics and General solutions		
	Sections from Text: 1.2, 1.3, 2.1, 2.2,2.3, 2.4, 2.5.			
II	Classification of Second Order Linear Equations, The Cauchy Problem and Wave Equations		21	
	6	Second order equations in two independent variables		
	7	Canonical Forms		
	8	Equations with constant coefficients		
	9	General Solutions		
	10	The Cauchy Problem		
	11	Homogeneous Wave Equations		
	12	Initial Boundary-Value Problems		
	13	Equations with Nonhomogeneous Boundary Conditions		
	14	Vibration of Finite String with Fixed Ends		
	15	Nonhomogeneous Wave Equations		
16	The Riemann Method			

	Sections from Text: 4.1 - 4.4, 5.1, 5.3-5.8		
III	Method of Separation of Variables		13
	17	Introduction	
	18	Separation of Variables	
	19	The Vibrating String Problem	
	20	Existence and Uniqueness of Solution of the Vibrating String Problem	
	21	The Heat Conduction Problem	
	22	Existence and Uniqueness of Solution of the Heat Conduction Problem	
	23	The Laplace and Beam Equations	
	24	Nonhomogeneous Problems	
	Sections from Text: 7.1-7.8		
IV	Boundary Value Problems and Applications		7
	25	Boundary Value Problems	
	26	Maximum and Minimum Principles	
	27	Uniqueness and Continuity Theorems	
	28	Dirichlet Problem for a circle	
	29	Neumann Problem for a circle	
	30	Dirichlet Problem for a rectangle	
	31	The Neumann Problem for a Rectangle	
	Sections from Text: 9.1-9.4, 9.6, 9.7, 9.8,9.9		
V (Open Ended)	Green's Functions, Boundary Value Problems and Nonlinear Equations		12
		Green's Functions for Ordinary Differential Equations, Construction of Green's Functions, The Dirac Delta Function, Properties of Green's Functions, Method of Green's Functions (only for Laplace operator) Nonlinear PDEs -brief overview from any text	

References:

1. Partial Differential Equations -An Introduction, Second Edition, Walter A. Strauss, John Wiley and Sons Limited.
2. Partial Differential Equations-Classical Theory with a Modern Touch, A.K. Nandakumaran, P.S. Datti, Cambridge-IISc Series.
3. Elements of Partial Differential Equations, I.N. Sneddon, McGraw-Hill, New York (1972).

Note: 70 external marks are distributed over the first four modules subjected to a minimum of 15 marks from each module.

Mapping of COs with PSOs and POs:

	PSO1	PSO2	PSO3	PSO4	PO1	PO2	PO3	PO4	PO5	PO6	PO7
CO 1	3	2	2	1	3	1	2	1	3	0	1
CO 2	3	3	2	1	3	1	3	1	3	0	1
CO 3	2	3	2	1	3	1	3	1	3	0	1

Correlation Levels:

Level	Correlation
-	Nil
1	Slightly / Low
2	Moderate / Medium
3	Substantial / High

Assessment Rubrics:

- Assignment/ Seminar
- Internal Exam
- Viva
- Final Exam (70%)

Mapping of COs to Assessment Rubrics:

	Internal Exam	Assignment	Seminar	Viva	End Semester Examinations
CO 1	✓	✓	✓	✓	✓
CO 2	✓	✓	✓	✓	✓
CO 3	✓	✓	✓	✓	✓

Programme	B. Sc. Mathematics Honours			
Course Code	MAT8EJ403			
Course Title	RINGS AND MODULES			
Type of Course	Elective			
Semester	VIII			
Academic Level	400-499			
Course Details	Credit	Lecture/Tutorial per week	Practical per week	Total Hours
	4	4	-	60
Pre-requisites	Elementary number theory, algebra, combinatorics, basic linear algebra			
Course Summary	This course is a self-contained elementary introduction to Rings and Modules. The course will cover basic topics of Ring Theory and Module Theory which is a core course in Algebra			

Course Outcomes (CO):

CO	CO Statement	Cognitive Level*	Knowledge Category#	Evaluation Tools used
CO1	Define and differentiate between various types of rings, including rings of continuous functions, matrix rings and polynomial rings	U	C	Internal Exam/Assignment/Seminar/ Viva / End Sem Exam
CO2	Analyse and apply the concepts of ideals within rings, including definitions, maximal ideals, generators for subrings and ideals.	An	Ap	Internal Exam/Assignment/Seminar/ Viva / End Sem Exam
CO3	Evaluate and synthesize the concepts of homomorphisms of rings, including quotient rings, ideals in quotient rings, endomorphism rings and field of fractions.	E	M	Internal Exam/Assignment/Seminar/ Viva / End Sem Exam
* - Remember (R), Understand (U), Apply (Ap), Analyse (An), Evaluate (E), Create (C) # - Factual Knowledge(F) Conceptual Knowledge (C) Procedural Knowledge (P) Metacognitive Knowledge (M)				

Detailed Syllabus:

Text book		Introduction to Rings and Modules, C. Musili, Narosa Publishing House, 2001.		
Module	Unit	Content	Hrs (48 +12)	Ext. Marks (70)
I	Rings		12	
	1	Chapter 1 – Section 1.1: Terminology		
	2	Chapter 1 – Section 1.2: Rings of Continuous functions		
	3	Chapter 1 – Section 1.3 to 1.5: Matrix Rings, Polynomial Rings and Power series rings		
	4	Chapter 1 – Section 1.8 to 1.9: Some Special Rings and Direct Products		
	5	Chapter 1 – Section 1.10 to 1.12: Several Variables, Opposite rings, Characteristic of a ring		
II	Ideals		12	
	6	Chapter 2 – Section 2.1 to 2.2 : Definitions, Maximal Ideals		
	7	Chapter 2 – Section 2.3: Generators for subrings and Ideals		
	8	Chapter 2 – Section 2.4: Basic Properties of Ideals		
	9	Chapter 2 – Section 2.5: Algebra of Ideals		
III	Homomorphisms of Rings		12	
	10	Chapter 2 – Section 2.6 & 2.7 : Quotient rings and Ideals in Quotient rings		
	11	Chapter 3 – Section 3.1: Definition and Basic Properties		
	12	Chapter 3 – Section 3.2 : Fundamental Theorems of Homomorphisms		
	13	Chapter 3 – Section 3.3: Endomorphism Rings		
	14	Chapter 3 – Section 3.4: Field of Fractions		
	15	Chapter 3 – Section 3.5: Prime Fields		
IV	Modules		12	
	16	Chapter 5: Modules: Section 5.1: Definition and Examples		
	17	Chapter 5: Section 5.2 to 5.4: Direct sums, Free Modules and Vector spaces		
	18	Chapter 5: Section 5.4 to 5.3: Direct sums and Free Modules		
	19	Chapter 5: Section 5.6: Quotient Modules		
	20	Chapter 5: Section 5.7: Homomorphisms		
	21	Chapter 5: Section 5.8: Simple Modules		
V	Open Ended		12	
	Artinian Modules and Rings, Noetherian Modules and Rings, Nil Radical, Jacobson Radical			
References	<ol style="list-style-type: none"> 1. John B. Fraleigh, A First Course in Abstract Algebra, 7th Edition, 2002 2. M. Artin: Algebra, Prentice Hall, 1991 3. Thomas W. Hungerford, Algebra, Springer, 2003 4. Joseph Gallian, Contemporary Abstract Algebra, 7th Edition, Cengage Learning, 2009. 5. D.M. Burton, A First Course in rings and ideals, Addison- Wesley, 1970. 			

Note: 70 external marks are distributed over the first four modules subjected to a minimum of 15 marks from each module.

Mapping of COs with PSOs and POs :

	PSO1	PSO2	PSO3	PSO4	PO1	PO2	PO3	PO4	PO5	PO6	PO7
CO 1	3	2	2	1	3	1	2	1	3	0	1
CO 2	2	3	2	1	3	1	3	1	3	0	1
CO 3	2	2	2	1	3	1	3	1	3	0	1

Correlation Levels:

Level	Correlation
-	Nil
1	Slightly / Low
2	Moderate / Medium
3	Substantial / High

Assessment Rubrics:

- Assignment/ Seminar
- Internal Exam
- Viva
- Final Exam (70%)

Mapping of COs to Assessment Rubrics:

	Internal Exam	Assignment	Seminar	Viva	End Semester Examinations
CO 1	✓	✓	✓	✓	✓
CO 2	✓	✓	✓	✓	✓
CO 3	✓	✓	✓	✓	✓

Programme	B. Sc. Mathematics Honours			
Course Code	MAT8EJ404			
Course Title	CODING THEORY			
Type of Course	Elective			
Semester	VIII			
Academic Level	400-499			
Course Details	Credit	Lecture/Tutorial	Practicum	Total Hours
	4	per week 4	per week -	60
Pre-requisites	Linear Algebra, Algebra			
Course Summary	The course helps the student to understand various algebraic codes, - their encoding and decoding methods and the mathematical tools used in their design.			

Course Outcomes (CO):

CO	CO Statement	Cognitive Level*	Knowledge Category#	Evaluation Tools used
CO1	Construct the parity check/generator matrix of a linear code.	Ap	C	Internal Exam/Assignment/Seminar/ Viva / End Sem Exam
CO2	Calculate bounds on rate and distance of a given linear code using various bounds.	An	P	Internal Exam/Assignment/Seminar/ Viva / End Sem Exam
CO3	Design cyclic codes of a given rate and distance parameters and decode it using various standard decoding procedures.	Ap	P	Internal Exam/Assignment/Seminar/ Viva / End Sem Exam
* - Remember (R), Understand (U), Apply (Ap), Analyse (An), Evaluate (E), Create (C) # Factual Knowledge(F) Conceptual Knowledge (C) Procedural Knowledge (P) Metacognitive Knowledge (M)				

Detailed Syllabus:

Text		Huffman, W. Cary, and Vera Pless. Fundamentals of error-correcting codes. Cambridge university press, 2010.		
Module	Unit	Content	Hrs (48+12)	External Marks (70)
I	Linear Codes		12	
	Text Sections: 1.1, 1.2, 1.4, 1.5.1 to 1.5.3, 1.8, 1.10, 1.11.2			
	1	Binary and Prime Fields		
	2	Linear Codes - Generator and Parity Check Matrix		
	3	Weights and Distances		
	4	Punchuring, Shortening and Extension		
	5	Hamming Codes		
	6	Reed Muller Codes		
7	Encoding Linear Codes			
II	Bounds on Linear Codes		5	
	Text Sections: 2.2, 2.4, 2.8			
	8	Plotkin Bound		
	9	Singleton Bound and MDS codes		
	10	Gilbert - Varshamov Lower Bound		
11	Asymptotic Singleton and Plotkin Bounds			
III	Finite Fields and Cyclic Codes		15	
	Text Sections: 3.1 to 3.7 and 4.1, 4.2, 4.5.			
	12	Finite fields and elementary properties		
	13	Polynomials and Euclid's Algorithm		
	14	Primitive Elements		
15	Construction of Finite fields			

	16	Cyclotomic Polynomials		
	17	Basic Theory of Cyclic Codes		
	18	BCH Bound.		
IV	BCH and Reed Solomon Codes		16	
	Text Sections: 5.1, 5.2, 5.3, 5.4.1 to 5.4.3			
	18	BCH Codes		
	19	Reed Solomon Codes and their generalization.		
	20	Peterson–Gorenstein–Zierler Decoding Algorithm		
	21	Berlekamp Massey Decoding Algorithm		
	22	Sugiyama Decoding Algorithm (Euclid’s Algorithm)		
V	OPEN ENDED		12	-
	1	List decoding and Guruswami Sudan Algorithm		
	2	Weight Distributions of Codes and McWilliams Identities		
	3	Self-dual codes.		
	4	Codes on Projective Planes		
	5	Codes over Z_4		
	6	Convolutional Codes		
References	<p>1. E. F. Assmus, Jr. and J. D. Key, Designs and Their Codes. London: Cambridge University Press, 1993.</p> <p>2. R. E. Blahut, Theory and Practice of Error Control Codes. Reading, MA: Addison-Wesley, 1983.</p>			

Note: 70 external marks are distributed over the first four modules subjected to a minimum of 15 marks from each module

Mapping of COs with PSOs and POs:

	PSO1	PSO2	PSO3	PSO4	PO1	PO2	PO3	PO4	PO5	PO6	PO7
CO 1	3	2	2	0	3	1	2	1	3	0	1
CO 2	3	2	2	0	3	1	3	1	3	0	1
CO 3	3	3	2	0	3	1	3	1	3	0	1

Correlation Levels:

Level	Correlation
-	Nil
1	Slightly / Low
2	Moderate / Medium
3	Substantial / High

Assessment Rubrics:

- Assignment/ Seminar
- Internal Exam
- Viva
- Final Exam (70%)

Mapping of COs to Assessment Rubrics:

	Internal Exam	Assignment	Seminar	Viva	End Semester Examinations
CO 1	✓	✓	✓	✓	✓
CO 2	✓	✓	✓	✓	✓
CO 3	✓	✓	✓	✓	✓

Programme	B. Sc. Mathematics Honours			
Course Code	MAT8EJ405			
Course Title	AXIOMATIC FOUNDATIONS OF MATHEMATICS			
Type of Course	Elective			
Semester	VIII			
Academic Level	400-499			
Course Details	Credit	Lecture/Tutorial per week	Practical per week	Total Hours
	4	4	-	60
Pre-requisites	Nil			
Course Summary	The course goes into the philosophy of mathematics, modern axiom methods, controversies in set theory around axiom of choice, its implications and various philosophical alternative approaches to the foundations of mathematics.			

Course Outcomes (CO):

CO	CO Statement	Cognitive Level*	Knowledge Category#	Evaluation Tools used
CO1	Analyse Axiomatic Systems and Logical Deductions	An	C	Internal Exam/Assignment / Seminar/ Viva / End Sem Exam
CO2	Explore Axioms and their Interpretation of Mathematical Structures	Ap	C	Internal Exam/Assignment / Seminar/ Viva / End Sem Exam
CO3	Investigate Properties of standard sets in Mathematics and obtain their axiomatic constructions	E	P	Internal Exam/Assignment / Seminar/ Viva / End Sem Exam
* - Remember (R), Understand (U), Apply (Ap), Analyse (An), Evaluate (E), Create (C) # - Factual Knowledge(F) Conceptual Knowledge (C) Procedural Knowledge (P) Metacognitive Knowledge (M)				

Detailed Syllabus:

TEXT: R. Wilder, Introduction to the Foundations of Mathematics (2/e), John Wiley & Sons, 1967				
Module	Unit	Content	Hrs (60)	Ext. Marks (70)
I	Axiomatic Method (Up to Chapter 3 Section 5 of Text Book)		12	
	1	Description - undefined terms, axioms, logical deductions and proofs. Case study with axioms of points and lines.		
	2	Axioms and Interpretation (models): consistency (satisfiability), completeness, categorically and independence.		
	3	Case Study with axioms of order and equivalence.		
	4	Sets and Russal's Paradox.		
	5	Finite and Infinite Sets,		
	6	Review of Mathematical Induction.		
II	Set Theory: Cardinals (Chapter 3, Section 6 to Chapter 4 of Text Book)		12	
	7	Infinite Sets - Ordinary and Dedekind Infinity and their equivalence		
	8	Axiom of Choice		
	9	Countable Sets and their properties		
	10	Diagonalization and Uncountable Sets, Irrational Numbers		
	11	Cardinal Numbers and Bernstein's Equivalence Theorem		
	12	Well Ordered Sets and Transfinite Induction		
III	Set Theory: Ordering (Chapter 5)		12	
	13	Well Ordering Theorem		
	14	Ordinals and Burali-Forti Paradox		
	15	Properties of Ordinals and Continuum Hypothesis		
	16	Equivalence of Axiom of Choice, Well Ordering Theorem.		
	17	Zorn's Lemma and Equivalence with Axiom of Choice		
IV	Real Numbers (Chapter 6 of Text Book)		12	
	18	Ordering and Separability of Reals, and Dedekind Cuts.		

	19	Axiomatization of Real Numbers: Constituency, Independence and		
	20	Categoricalness of Real Number Axioms.		
	21	Definition of Real numbers from Peano's Axioms		
	22	Complex Numbers.		
V	Discussions in Mathematical Philosophy			
	1	Abstractions: Groups/Rings/Fields/Vector Spaces		
	2	Zermelo Fraenkel Axiomatization of Set Theory		
	3	Frege-Russell Thesis Set Theory using Predicate Calculus		
	4	Brower's Intuitionist Theory		
	5	Formal Deductions and Godel's Theorems.		
References:				
1. I. M. Copi, Symbolic Logic (5/e), Pearson, 2015.				
2. U. C. Merzbach and C. B. Boyer, A History of Mathematics, (3/e), 2011.				
3. I. Stewart and D. Tall, The foundations of Mathematics, (2/e), Oxford University Press 2015.				

Note: 70 external marks are distributed over the first four modules subjected to a minimum of 15 marks from each module.

Mapping of COs with PSOs and POs :

	PSO1	PSO2	PSO3	PSO4	PO1	PO2	PO3	PO4	PO5	PO6	PO7
CO 1	3	3	2	1	3	3	3	3	0	0	3
CO 2	3	3	2	1	3	3	3	3	0	0	3
CO 3	3	3	2	1	3	3	3	3	0	0	3

Correlation Levels:

Level	Correlation
-	Nil
1	Slightly / Low
2	Moderate / Medium
3	Substantial / High

Assessment Rubrics:

- Assignment/ Seminar
- Internal Exam
- Viva
- Final Exam (70%)

Mapping of COs to Assessment Rubrics:

	Internal Exam	Assignment	Seminar	Viva	End Semester Examinations
CO 1	✓	✓	✓	✓	✓
CO 2	✓	✓	✓	✓	✓
CO 3	✓	✓	✓	✓	✓

Programme	B. Sc. Mathematics Honours			
Course Code	MAT8EJ406			
Course Title	OPERATIONS RESEARCH			
Type of Course	Major			
Semester	VIII			
Academic Level	400-499			
Course Details	Credit	Lecture/Tutorial	Practical	Total Hours
	4	per week 4	per week -	60
Pre-requisites	Basic Mathematical and Statistical knowledge.			
Course Summary	This paper on Operation Research introduces the concepts like minimum path problem in network analysis, integer linear programming problem and dynamic programming problem. Kuhn Tucker condition to solve nonlinear programming problem is also discussed.			

Course Outcomes (CO):

CO	CO Statement	Cognitive Level*	Knowledge Category#	Evaluation Tools used
CO1	Solve Minimum Path Problem, Maximum flow problem	Ap	C	Internal Exam/ Assignment / Seminar/ Viva / End Sem Exam
CO2	Understand and solve ILP and MILP	Ap	P	Internal Exam/Assignment/ Seminar/ Viva / End Sem Exam
CO3	Apply Kuhn-Tucker Conditions to solve nonlinear programming problem	Ap	P	Internal Exam/Assignment/ Seminar/ Viva / End Sem Exam
* - Remember (R), Understand (U), Apply (Ap), Analyse (An), Evaluate (E), Create (C) # - Factual Knowledge(F) Conceptual Knowledge (C) Procedural Knowledge (P) Metacognitive Knowledge (M)				

Detailed Syllabus:

Text: Optimization Methods in Operation Research and System Analysis (4th edition), KV Mittal, C Mohan, New Age International (P) Limited (2016)				
Module	Unit	Content	Hrs (48 +12)	Ext. Marks (70)
I	Flow and Potential in Networks		14	
	1	5.1,5.2 - Graphs Definitions and Notation		
	2	5.3- Minimum Path Problem		
	3	5.4- Spanning tree of minimum length		
	4	5.5- Problem of Potential Difference		
	5	5.6- Scheduling of sequential activities		
	6	5.7 Maximum flow problem		
	7	Generalized Problem of Maximum flow		
II	Integer Programming		10	
	8	6.1, 6.2-Introduction, ILP in two dimensional space		
	10	6.3-General ILP and MILP problems		
	11	6.4- Examples of ILP in two dimensional space		
	12	6.5,6.6, 6.7- Cutting planes, Example, Remarks on Cutting plane method		
III	Kuhn-Tucker Theory and Nonlinear Programming		11	
	14	8.1, 8.2-Introduction , Lagrangian Function: Saddle Point,		
	15	8.3- Relation between Saddle Point of F(X,Y) and Minimal point of f(X)		
	16	8.4- Kuhn-Tucker Conditions		
	17	8.5- Primal and Dual Problems		
	18	8.6-Quadratic Programming		
IV	Dynamic Programming		13	
	19	10.1,10.2- Introduction, Problem 1: A Minimum Path Problem		

	20	10.3-Problem II: Single Additive Constraint, Additively Separable Return		
	21	10.4, 10.5-Problem III: Single Multiplicative Constraint, Additively Separable Return, Problem IV: Single Additive Constraint, Multiplicatively Separable Return		
	22	10.6,10.7-Computational Economy in DP, Serial Multistage Model		
	23	10.8, 10.9-Examples of Failure, Decomposition		
	24	10.10-Backward and Forward Recursion		
V	Open Ended		12	
	Sensitivity Analysis, Changes in b_i , c_j , and a_{ij} , Introduction of new variable, Introduction of new constraint, Deletion of variables, Deletion of constraints, Parametric linear programming, goal programming			
References:				
1. G. Hadley: Linear Programming Addison-Wesley Pub Co Reading, Mass (1975)				
2. G. Hadley : Non-linear and Dynamic Programming Wiley Eastern Pub Co. Reading, Mass (1964)				
3. S.S. Rao : Optimization – Theory and Applications (2nd Edn.) Wiley Eastern (P) Ltd. New Delhi.				
4. Russel L Ackoff and : Fundamentals of Operation Research Maurice W.Sasioni Wiley Eastern Ltd. New Delhi. (1991)				

Note: 70 external marks are distributed over the first four modules subjected to a minimum of 15 marks from each module

Mapping of COs with PSOs and POs :

	PSO1	PSO2	PSO3	PSO4	PO1	PO2	PO3	PO4	PO5	PO6	PO7
CO 1	3	2	2	1	2	1	1	1	2	0	1
CO 2	3	3	1	1	2	1	1	1	2	0	1
CO 3	2	3	2	1	2	1	1	1	2	0	1

Correlation Levels:

Level	Correlation
-	Nil
1	Slightly / Low
2	Moderate / Medium
3	Substantial / High

Assessment Rubrics:

- Assignment/ Seminar
- Internal Exam
- Viva
- Final Exam (70%)

Mapping of COs to Assessment Rubrics:

	Internal Exam	Assignment	Seminar	Viva	End Semester Examinations
CO 1	✓	✓	✓	✓	✓
CO 2	✓	✓	✓	✓	✓
CO 3	✓	✓	✓	✓	✓

Programme	B. Sc. Mathematics Honours			
Course Code	MAT8EJ407			
Course Title	CRYPTOGRAPHY			
Type of Course	Elective			
Semester	VIII			
Academic Level	400-499			
Course Details	Credit	Lecture/Tutorial per week	Practical per week	Total Hours
	4	4	-	60
Pre-requisites	Elementary number theory, algebra, combinatorics, basic linear algebra			
Course Summary	Cryptography is a fundamental aspect of information security that involves creating secure communication by encoding messages to make them unintelligible to unauthorised users and Cryptography relies heavily on mathematical concepts. This course covers a wide range of topics, starting with Classical Cryptography, which includes simple cryptosystems. It also delves into cryptanalysis of these systems. Moreover, the course includes a section on Cryptographic Hash Functions, focusing on their role in ensuring data integrity. Students gain a comprehensive understanding of these concepts and techniques, equipping them with the knowledge and skills needed to analyze and implement secure cryptographic systems.			

Course Outcomes (CO):

CO	CO Statement	Cognitive Level*	Knowledge Category#	Evaluation Tools used
CO1	Construct the parity check/generator matrix of a linear code. Design cyclic codes of a given rate and distance parameters.	Ap	C	Internal Exam/Assignment/Seminar/ Viva / End Sem Exam
CO2	Calculate bounds on rate and distance of a given linear code using various bounds.	An	P	Internal Exam/Assignment/Seminar/ Viva / End Sem Exam
CO3	Decode a cyclic code using various standard decoding procedures.	Ap	P	Internal Exam/Assignment/Seminar/ Viva / End Sem Exam
* - Remember (R), Understand (U), Apply (Ap), Analyse (An), Evaluate (E), Create (C) # - Factual Knowledge(F) Conceptual Knowledge (C) Procedural Knowledge (P) Metacognitive Knowledge (M)				

Detailed Syllabus:

Textbook	Cryptography Theory and Practice 3rd Edition, Douglas R. Stinson, Chapman & Hall			
Module	Unit	Content	Hrs (48+12)	Ext. Marks (70)
I	Classical Cryptography		12	Min.15
	1	Chapter 1: Section 1.1-1.1.1: Some Simple Cryptosystems, Shift Cipher		
	2	Chapter 1: Sections 1.1.2 & 1.1.3: The Substitution Cipher, Affine Cipher		
	3	Chapter 1: Sections 1.1.4 & 1.1.5: The Vigenere Cipher, The Hill Cipher		
	4	Chapter 1: Sections 1.1.6 : The Permutation Cipher		
	5	Chapter 1: Sections 1.1.7 : Stream Ciphers		
II	Cryptanalysis		12	Min.15
	6	Chapter 1: Section 1.2 & 1.2.1 : Cryptanalysis: Cryptanalysis of the Affine Cipher		
	7	Chapter 1: Section 1.2.2 : Cryptanalysis of the Substitution Cipher		
	8	Chapter 1: Section 1.2.3 : Cryptanalysis of the Vigenere Cipher		
	9	Chapter 1: Section 1.2.4 : A known plain text attack on the Hill Cipher		
	10	Chapter 1: Section 1.2.5 : Cryptanalysis of the LFSR-based Stream Cipher.		
III	Shannon's Theory		10	Min.15
	11	Chapter 2 : Sections 2.1, 2.2 : Introduction, Elementary Probability Theory		
	12	Chapter 2 : Sections 2.3: Perfect Secrecy		
	13	Chapter 2 : Sections 2.4: Entropy, Huffman Encodings		
	14	Chapter 2 : Sections 2.5: Properties of Entropy		
	15	Chapter 2 : Sections 2.6: Spurious Keys and Unicity Distance		
	16	Chapter 2 : Sections 2.7: Product Cryptosystems		
IV	Block Ciphers and Advanced Encryption Standard		14	Min.15
	17	Chapter 3: Sections 3.1 and 3.2 : Introduction, Substitution - Permutation Networks		
	18	Chapter 3: Sections 3.3 (3.3.1 to 3.3.3): Linear Cryptanalysis		
	19	Chapter 3: Sections 3.4 : Differential Cryptanalysis		
	20	Chapter 3: Sections 3.5 (3.5.1,3.5.2) : Data Encryption Standard (DES), Description of DES, Analysis of DES		
V	Open Ended		12	
	Cryptographic Hash Functions			
References	<ol style="list-style-type: none"> 1. Jeffrey Hoffstein: Jill Pipher, Joseph H. Silverman, An Introduction to Mathematical Cryptography, Springer International Edition. 2. Koblitz, N. (1994) A course in Number Theory and Cryptography, (Second Ed.), Springer- Verlag 			

	<ol style="list-style-type: none"> 3. Yan, S. Y. (2003) Primality Testing and Integer Factorization in Public-Key Cryptography, Springer 4. H. Deffs & H. Knebl: Introduction to Cryptography, Springer Verlag, 2002 5. Alfred J. Menezes, Paul C. van Oorschot and Scott A. Vanstone: Handbook of Applied Cryptography, CRC Press, 1996. 6. William Stallings: Cryptography and Network Security Principles and Practice, Third Edition, Prentice-hall India, 2003. 7. D. Boneh and V. Shoup: A Graduate Course in Applied Cryptography (V 0.5) 8. J. Katz and Y. Lindell. Introduction to Modern Cryptography (2nd edition)
--	---

Note: 70 external marks are distributed over the first four modules subjected to a minimum of 15 marks from each module.

Mapping of COs with PSOs and POs :

	PSO1	PSO2	PSO3	PSO4	PO1	PO2	PO3	PO4	PO5	PO6	PO7
CO 1	3	2	2	1	3	3	3	3	0	0	3
CO 2	3	3	1	1	3	3	3	3	0	0	3
CO 3	2	3	2	1	3	3	3	3	0	0	3

Correlation Levels:

Level	Correlation
-	Nil
1	Slightly / Low
2	Moderate / Medium
3	Substantial / High

Assessment Rubrics:

- Assignment/ Seminar
- Internal Exam
- Viva
- Final Exam (70%)

Mapping of COs to Assessment Rubrics:

	Internal Exam	Assignment	Seminar	Viva	End Semester Examinations
CO 1	✓	✓	✓	✓	✓
CO 2	✓	✓	✓	✓	✓
CO 3	✓	✓	✓	✓	✓

Programme	B. Sc. Mathematics Honours			
Course Code	MAT8EJ408			
Course Title	INTRODUCTION TO FRACTALS			
Type of Course	Elective			
Semester	VIII			
Academic Level	400 - 499			
Course Details	Credit	Lecture/Tutorial per week	Practicum per week	Total Hours
	4	4	0	60
Pre-requisites	1. Calculus 2. Geometry			
Course Summary	This course equips students with a thorough understanding of metric spaces and the mathematical foundations of fractal geometry, blending theoretical insights with practical applications.			

Course Outcomes (CO):

CO	CO Statement	Cognitive Level*	Knowledge Category#	Evaluation Tools used
CO1	Understand the basic concepts to build fractals	U	C	Internal Examination/ Assignment/ End Sem examination
CO2	Interpret the dimension of fractals	An	P	Internal Examination/Seminar/ Assignment/ Report/ End Sem examination
CO3	To understand how to construct fractals and apply them	Ap	M	Internal Examination/Seminar/ Report/ End Sem examination
* - Remember (R), Understand (U), Apply (Ap), Analyse (An), Evaluate (E), Create (C) # - Factual Knowledge(F) Conceptual Knowledge (C) Procedural Knowledge (P) Metacognitive Knowledge (M)				

Detailed Syllabus:

Text Book		Fractals Everywhere, (2/e), Michael F Barnsley, Dover Publications, 2012		
Module	Unit	Content	Hrs (48+12)	External Marks(70)
I	Metric spaces		15	18
	1	Chapter II, Section 2:- Metric spaces		
	2	Section 3: - Cauchy Sequences, Limit Points, Closed Sets, Perfect Sets, and Complete Metric Spaces		
	3	Section 4: - Compact Sets, Bounded Sets, Open Sets, and Boundaries		
	4	Section 5: - Connected Sets, Disconnected Sets, and Pathwise-Connected Sets		
II	Space of Fractals		15	17
	5	Section 6: - The Metric Space $(H(X), h)$: The Space Where Fractals Live		
	6	Section 7: - The Completeness of the Space of Fractals – up to Theorem 7.1		
	7	Section 7: - The Completeness of the Space of Fractals – From Theorem 7.1 onwards.		
	8	Chapter III, Section 1 – Transformations on the Real line – up to definition 1.3		
	9	Section 1: – Transformations on the Real line – from definition 1.3 onwards.		
	10	Section 2: – Affine Transformations in the Euclidean Plane		
	11	Section 6: – The Contraction Mapping Theorem		
III	Fractal Dimension		8	18
	12: - Section 7: - Contraction Mappings on the Space of Fractals - up to definition 7.1			
	13: - Section 7: – Contraction Mappings on the Space of Fractals – from definition 7.1 onwards			
	14: - Section 8: – Two Algorithms for Computing Fractals from Iterated Function Systems			
	15: - Section 10: – How to Make Fractal Models with the Help of the Collage Theorem.			
	16: - Chapter V, Section 1: – Fractal Dimension – up to Theorem 1.2			
	17: - Chapter V, Section 1: – Fractal Dimension – from Theorem 1.2 onwards.			
IV	Determination of Dimensions			10
	18	Section 2: – The Theoretical Determination of the Fractal Dimension – up to Theorem 2.1(including)		
	19	Section 2: – The Theoretical Determination of the Fractal Dimension – rest of the section.		
	20	Section 3: – The Experimental Determination of the Fractal Dimension.		
	21	Section 4: – The Hausdorff-Besicovitch Fractal Dimension – up to and including Theorem 4.2		

	22	Section 4: – The Hausdorff-Besicovitch Fractal Dimension – rest of the section		
V	OPEN ENDED		12	
	Applications of Fractal functions, Fractal interpolation functions, Space filling curves, Construction of Iterated function systems, Applications of Fractals in medical imaging			
References	<ol style="list-style-type: none"> 1. The Fractal Geometry of Nature, Benoît B. Mandelbrot, W.H. Freeman and Company, 1982. 2. Chaos and Fractals: New Frontiers of Science, (2/e), Heinz-Otto Peitgen, Hartmut Jürgens, Dietmar Saupe, Springer, 2004 3. Fractals: Form, Chance, and Dimension, Benoît B. Mandelbrot, W.H. Freeman and Company, 1977. 4. Fractals Everywhere, (2/e), Michael F. Barnsley, Academic Press, 1993. 5. An Introduction to Fractals and Chaos, Michael F. Barnsley, Cambridge University Press, 2021. 			

Mapping of COs with PSOs and POs :

	PSO1	PSO2	PSO3	PSO4	PO1	PO2	PO3	PO4	PO5	PO6	PO7
CO 1	3	2	2	1	2	1	2	2	2	1	1
CO 2	3	3	1	1	2	1	2	2	2	1	1
CO 3	3	2	2	1	2	1	2	2	2	1	1

Correlation Levels:

Level	Correlation
-	Nil
1	Slightly / Low
2	Moderate / Medium
3	Substantial / High

Assessment Rubrics:

- Assignment/ Seminar
- Internal Exam
- Viva
- Final Exam (70%)

Mapping of COs to Assessment Rubrics:

	Internal Exam	Assignment	Seminar	Viva	End Semester Examinations
CO 1	✓	✓	✓	✓	✓
CO 2	✓	✓	✓	✓	✓
CO 3	✓	✓	✓	✓	✓

RESEARCH METHODOLOGY

Programme	B. Sc. Mathematics Honours			
Course Code	MAT8CJ489			
Course Title	RESEARCH METHODOLOGY IN MATHEMATICS			
Type of Course	Major			
Semester	VII			
Academic Level	400 – 499			
Course Details	Credit	Lecture/Tutorial per week	Practicum per week	Total Hours
	4	4	-	60
Pre-requisites	1. Mathematical Logic and necessary exposure to set theory. 2. Research Aptitude			
Course Summary	MAT8CJ489, "Research Methodology in Mathematics," is designed to equip students with the essential skills and knowledge required for conducting research in mathematics effectively. This course focuses on various aspects of mathematical research, including axiomatic set theory, writing mathematics, researching and presenting findings, and using LaTeX for mathematical typesetting. Additionally, students explore open-ended research topics, allowing them to delve into specific areas of interest within mathematics. Throughout the course, students engage with key texts and resources, enabling them to develop a comprehensive understanding of research methodologies in mathematics.			

Course Outcomes (CO):

CO	CO Statement	Cognitive Level*	Knowledge Category#	Evaluation Tools used
CO1	Set Theory and Mathematical Writing: Students will demonstrate proficiency in axiomatic set theory, including concepts such as relations, functions, and Peano axioms. Students will exhibit competence in mathematical writing.	Ap	C	Internal Examination/ Assignment/ End Sem examination
CO2	Research Skills and Presentation Techniques: Students will acquire research skills, including identifying research topics. Students will develop effective presentation techniques, giving talks.	Ap	P	Internal examination/ Seminar/ Assignment/ End Sem examination
CO3	Mathematical typesetting: to use LaTeX to create and typeset documents. Beamer Presentations and PSTricks also included.	Ap	P	Internal Examination/Seminar/ Assignment/End Sem examination
* - Remember (R), Understand (U), Apply (Ap), Analyse (An), Evaluate (E), Create (C) # - Factual Knowledge(F) Conceptual Knowledge (C) Procedural Knowledge (P) Metacognitive Knowledge (M)				

Detailed Syllabus:

Text Book	(1): Naive set theory: Paul R. Halmos, Courier Dover Publications, 2017. (2): A student's guide to the study, practice, and tools of modern mathematics, Donald Bindner and Martin Erickson. CRC Press, ISBN: 978-1-4398-4606-3			
Module	Unit	Content	Hrs (48+12)	External Marks (70)
I	Axiomatic Set Theory		12	
		(Sections 1 to 12 from the Text 1.) 1: The axiom of extension 2: The axiom of specification 3: Unordered pairs 4: Unions and intersections 5: Complements and powers 6: Ordered pairs 7: Relations 8: Functions 9: Families 10: Inverses and composites 11: Numbers 12: The Peano axioms		
II	Writing Mathematics (Text 2)		12	
		Chapter 1: How to Learn Mathematics (A quick review – not part of evaluation)		
		Chapter 2: How to Write Mathematics - 2.1: What is the goal of mathematical writing? 2.2: General principles of mathematical writing 2.3: Writing mathematical sentences 2.4: Avoiding error 2.5: Writing mathematical solutions and proofs		

		2.6: Writing longer mathematical works 2.7: The revision process		
III	Researching and Presenting (Text 2)		12	
		Chapter 3: How to Research Mathematics - 3.1: What is mathematical research? 3.2: Finding a research topic 3.3: General advice 3.4: Taking basic steps 3.5: Fixing common problems 3.6: Using computer resources 3.7: Practicing good mathematical judgment Chapter 4: How to Present Mathematics - 4.1: Why give a presentation of mathematics? 4.2: Preparing your talk 4.3: DOs and DON'Ts 4.4: Using technology 4.5: Answering questions 4.6: Publishing your research		
IV	LATEX (Text 2)		12	
		LaTeX 9.4 How to create and typeset a simple LATEX document 9.5 How to add basic information to your document 9.6 How to do elementary mathematical typesetting 9.7 How to do advanced mathematical typesetting 9.8 How to use graphics		
		PsTricks		

	10.1 What is PSTricks? 10.2 How to make simple pictures 10.3 How to plot functions 10.4 How to make pictures with nodes		
	Beamer 11.1 What is Beamer? 11.2 How to think in terms of frames 11.3 How to set up a Beamer document 11.4 How to enhance a Beamer presentation		
V	OPEN ENDED (General Mathematical Research)	12	
	Lecturer's choices from the following Reference 1 (Princeton Companion), Section 1.4: General Goals of Mathematical Research, p.48 to 78. <ol style="list-style-type: none"> 1. Solving Equations 2. Classifying 3. Generalizing 4. Discovering Patterns 5. Explaining Apparent Coincidences 6. Counting and Measuring 7. Determining Whether Different Mathematical Properties are Compatible 8. Working with Arguments that are not Fully Rigorous 9. Finding Explicit Proofs and Algorithms 10. What do you find in a Mathematical Paper? Reference 2 (Math Unlimited), any chapters of the lecturer's choices. Reference 3 (Krantz, Mathematical Writing), any topics of lecturer's choice.		
Reference	<ol style="list-style-type: none"> 1. The Princeton companion to mathematics, Timothy Gowers, Ed., Princeton University Press, 2008, ISBN ISBN 978-0-691-11880-2. 2. Math Unlimited, Essays in Mathematics, Editors: R. Sujatha, H N Ramaswamy, C S Yogananda, CRC Press, 2012, ISBN: 978-1-57808-704-4. 3. A Primer of Mathematical Writing, Steven G. Krantz, 2nd Ed., 2017, ISBN 9781470436582. 		

Mapping of COs with PSOs and POs :

	PSO1	PSO2	PSO3	PSO4	PO1	PO2	PO3	PO4	PO5	PO6	PO7
CO 1	3	1	1	2	3	2	3	2	3	1	2
CO 2	1	2	0	3	3	3	3	2	3	1	3
CO 3	0	1	3	1	2	2	3	3	2	1	2

Mapping of COs to Assessment Rubrics:

	Internal Exam	Assignment	Seminar	End Semester Examinations
CO 1	✓	✓		✓
CO 2	✓	✓	✓	✓
CO 3	✓	✓	✓	✓

MULTI-DISCIPLINARY COURSES
(MDC)

Programme	B. Sc. Mathematics Honours			
Course Code	MAT1FM105(1)			
Course Title	MATRICES AND BASICS OF PROBABILITY THEORY			
Type of Course	MDC			
Semester	I			
Academic Level	100 - 199			
Course Details	Credit	Lecture/Tutorial	Practical	Total Hours
	3	per week 3	per week -	45
Pre-requisites	Basic Arithmetic and Computational Skill.			
Course Summary	The course "Matrices and Basics of Probability Theory" provides students with a comprehensive understanding of two fundamental mathematical concepts: matrices and probability. The syllabus begins with a focus on the algebra of matrices, covering operations such as addition, subtraction, multiplication, determinants, and inverses, followed by applications in solving systems of equations. Transitioning to probability theory, students delve into basic concepts, conditional probability, the addition and multiplication rules, and various counting methods. Additionally, the course introduces basic statistics, including frequency distributions, measures of central tendency and variation, and measures of position.			

Course Outcomes (CO):

CO	CO Statement	Cognitive Level*	Knowledge Category#	Evaluation Tools used
CO1	Understand the concepts of matrices and determinants.	U	C	Internal Exam/Assignment / Seminar/ Viva / End Sem Exam
CO2	Apply matrix theory to solve systems of equations.	Ap	P	Internal Exam/Assignment / Seminar/ Viva / End Sem Exam
CO3	Understand concepts like measures of central tendency, measures of variation, measures of position and probability.	U	C	Internal Exam/Assignment / Seminar/ Viva / End Sem Exam
* - Remember (R), Understand (U), Apply (Ap), Analyse (An), Evaluate (E), Create (C) # - Factual Knowledge(F) Conceptual Knowledge (C) Procedural Knowledge (P) Metacognitive Knowledge (M)				

Detailed Syllabus:

Texts:				
1. John Bird, Bird's Higher Engineering Mathematics 9/e, Routledge, ISBN: 978-0-367-64373-7, 2021.				
2. Ron Larson & Betsy Farber, Elementary Statistics, Picturing the World 6/e, Pearson Education, ISBN: 978-0-321-91121-6, 2015.				
Module	Unit	Content	Hrs (36+ 9)	Ext. Marks (50)
I	Algebra of Matrices (from text 1)		9	12
	1	Section 20.1 - Matrix notation		
	2	Section 20.2 - Addition, subtraction and multiplication of matrices		
	3	Section 20.3 to 20.4 - The unit matrix, The determinant of a 2 by 2 matrix.		
	4	Section 20.5 - The inverse or reciprocal of a 2 by 2 matrix.		
	5	Section 20.6 - The determinant of a 3 by 3 matrix		
	6	Section 20.7 - The inverse or reciprocal of a 3 by 3 matrix		
II	System of Equations From Text 1		9	13
	7	Section 21.1 - Solution of simultaneous equations by matrices		
	8	Section 21.2 - Solution of simultaneous equations by determinants		
	9	Section 21.3 - Solution of simultaneous equations using Cramer's rule		
	10	Section 21.4 - Solution of simultaneous equations using the Gaussian elimination method.		
III	Basic Statistics From Text 2		9	13
	11	Section 1.1 to 1.2 - An Overview of Statistics, Data Classification		
	12	Section 2.1 - Frequency Distributions and their Graphs		
	13	Section 2.3 - Measures of Central Tendency		
	14	Section 2.4 - Measures of Variation		
	15	Section 2.5 - Measures of Position		

IV	Basics of Probability (from text 2)		9	12
	16	Section 3.1 - Basic Concepts of Probability and Counting.		
	17	Section 3.2 - Conditional Probability and the Multiplication Rule.		
	18	Section 3.3 - The Addition Rule.		
	19	Section 3.4 - Additional topics in probability and counting.		
V	Open Ended		9	
	Data Collection and Experimental Design, More Graphs and Displays (for instance refer sections from Text 2: 1.3 and 2.2)			

References:

1. Advanced engineering mathematics, 10/e, Erwin Kreyszig, Wiley, 2011.
2. Introduction to Linear Algebra with Applications, Jim DeFranza and Daniel Gagliardi, Waveland Press, 2015.
3. Elementary Statistics, 13/e, Mario F. Triola, Pearson Education, 2018.
4. Elementary Statistics, 8/e, Neil A. Weiss, Pearson Education, 2012.

Mapping of COs with PSOs and POs :

	PSO5	PSO6	PO1	PO2	PO3	PO4	PO5	PO6	PO7
CO 1	3	0	3	1	3	2	2	1	2
CO 2	3	0	3	1	3	2	3	1	2
CO 3	3	0	3	1	2	2	3	1	3

Correlation Levels:

Level	Correlation
-	Nil
1	Slightly / Low
2	Moderate / Medium
3	Substantial / High

Assessment Rubrics:

- Assignment/ Seminar
- Internal Exam
- Viva
- Final Exam (70%)

Mapping of COs to Assessment Rubrics:

	Internal Exam	Assignment	Seminar	Viva	End Semester Examinations
CO 1	✓	✓	✓	✓	✓
CO 2	✓	✓	✓	✓	✓
CO 3	✓	✓	✓	✓	✓

Programme	B. Sc. Mathematics Honours			
Course Code	MAT2FM106(1)			
Course Title	GRAPH THEORY AND LPP			
Type of Course	MDC			
Semester	II			
Academic Level	100 - 199			
Course Details	Credit	Lecture/Tutorial	Practical	Total Hours
	3	per week 3	per week -	45
Pre-requisites	Basic Arithmetic and Geometry.			
Course Summary	<p>The course "Graph Theory and Linear Programming" introduces fundamental concepts in graph theory focusing initially on graph definitions, properties, and structures such as vertex degrees, subgraphs, paths, and cycles. The discussion extends to trees, bridges, spanning trees, cut vertices, and connectivity, emphasizing essential properties and theorems while providing proofs for brevity. Transitioning to linear programming, the course employs graphical methods for solving linear inequalities and optimization problems, progressing to the simplex method for more complex maximization and minimization problems, including duality and nonstandard scenarios. Additionally, the syllabus offers open-ended exploration into graph modellingmixture, matrix representations, and connector problems.</p>			

Course Outcomes (CO):

CO	CO Statement	Cognitive Level*	Knowledge Category#	Evaluation Tools used
CO1	Understand and apply the fundamental concepts in graph theory.	U	C	Internal Exam/Assignment / Seminar/ Viva / End Sem Exam
CO2	Analyse properties of graphs and trees.	An	P	Internal Exam/Assignment / Seminar/ Viva / End Sem Exam
CO3	Solve linear programming problems by geometrically and Simplex method.	Ap	C	Internal Exam/Assignment / Seminar/ Viva / End Sem Exam
<p>* - Remember (R), Understand (U), Apply (Ap), Analyse (An), Evaluate (E), Create (C)# - Factual Knowledge(F) Conceptual Knowledge (C) Procedural Knowledge (P) Metacognitive Knowledge (M)</p>				

Detailed Syllabus:

Texts:				
1. John Clark & Derek Allan Holton, A First Look at Graph Theory: Allied Publishers, First Indian Reprint 1995.				
2. Margaret L. Lial, Raymond N, Finite Mathematics and Calculus with Applications 9/e, Greenwell & Nathan P. Ritchey Pearson Education, Inc, ISBN 0-321-74908-1, 2012.				
Module	Unit	Content	Hrs (36 +9)	Ext. Marks (50)
I	Basics of Graph Theory (from text 1)		9	12
	1	Section 1.1 - Definition of a graph.		
	2	Section 1.3 - More definitions.		
	3	Section 1.4 - Vertex degrees.		
	4	Section 1.5 - Sub Graphs.		
	5	Section 1.6 - Paths and Cycles (Theorem 1.4 statement only).		
II	Basics of Graph Theory From Text 1		9	13
	6	Section 2.1 - Definitions and Simple Properties of trees (Proof of Theorem 2.1, 2.2 and 2.4 omitted).		
	7	Section 2.2 - Bridges: up to and including Theorem 2.8 (Theorem 2.6 and 2.7 are statement only).		
	8	Section 2.2 - Bridges (Theorem 2.9 statement only) contd.		
	9	Section 2.3 - Spanning trees (Theorem 2.12 statement only).		
	10	Section 2.6 - Cut Vertices and Connectivity (Theorem 2.20 and Theorem 2.21 are statements only).		
III	Linear Programming - The Graphical Method From Text 2		9	13
	11	Section 3.1 - Graphing Linear Inequalities.		
	12	Section 3.2 - Solving Linear Programming Problems Graphically; up to and including Example 2.		
	13	Section 3.2 - Solving Linear Programming Problems Graphically contd.		
	14	Section 3.3 - Applications of Linear Programming; up to and including Example 2.		
	15	Section 3.3 - Applications of Linear Programming contd.		

IV	Linear Programming - The Simplex Method (from text 2)		9	12
	16	Section 4.1- Slack Variables and the Pivot.		
	17	Section 4.2- Maximization Problems.		
	18	Section 4.3- Minimization Problems; Duality.		
	19	Section 4.4- Nonstandard Problems.		
V	Open Ended		9	
	Graphs as models, Matrix representation of graphs, Connector problems (for instance refer sections from 1.2, 1.7 and 2.4 of Text 1).			

References:

1. Introduction to Graph Theory, 4th ed., R.J. Wilson, LPE, Pearson Education, 1996.
2. Graph Theory with Applications, J .A. Bondy & U.S.R. Murty, North-Holland,1982
3. Linear Programming: Foundations and Extensions, 2/e, Robert J. Vanderbei, Springer Science+Business Media LLC, 2001.
4. An Introduction to Linear Programming and Game Theory (3/e), Paul R. Thie and G. E. Keough, John Wiley and Sons, 2008.

Mapping of COs with PSOs and POs :

	PSO5	PSO6	PO1	PO2	PO3	PO4	PO5	PO6	PO7
CO 1	3	2	3	1	3	2	3	1	2
CO 2	3	2	3	1	3	2	3	1	2
CO 3	3	2	3	2	3	2	3	1	2

Correlation Levels:

Level	Correlation
-	Nil
1	Slightly / Low
2	Moderate / Medium
3	Substantial / High

Assessment Rubrics:

- Assignment/ Seminar
- Internal Exam
- Viva
- Final Exam (70%)

Mapping of COs to Assessment Rubrics:

	Internal Exam	Assignment	Seminar	Viva	End Semester Examinations
CO 1	✓	✓	✓	✓	✓
CO 2	✓	✓	✓	✓	✓
CO 3	✓	✓	✓	✓	✓

Programme	B. Sc. Mathematics Honours			
Course Code	MAT1FM105(2)			
Course Title	MATHEMATICS FOR COMPETITIVE EXAMINATIONS - PART I			
Type of Course	MDC			
Semester	I			
Academic Level	100 - 199			
Course Details	Credit	Lecture/Tutorial	Practical	Total Hours
	3	per week 3	per week -	45
Pre-requisites	Basic Arithmetic and Computational Skill			
Course Summary	The course is designed to equip students with essential arithmetic and problem-solving skills required for competitive exams. It covers topics ranging from fundamental arithmetic operations such as number systems, fractions, and roots to more advanced concepts like financial mathematics, time-speed-distance calculations, and problem-solving techniques..			

Course Outcomes (CO):

CO	CO Statement	Cognitive Level*	Knowledge Category#	Evaluation Tools used
CO1	Apply mathematical methods to solve problems	Ap	P	Internal Exam/Assignment/Seminar/ Viva / End Sem Exam
CO2	Apply numerical skills in competitive examinations	Ap	P	Internal Exam/Assignment/Seminar/ Viva / End Sem Exam
CO3	Manage time in competitive examinations.	C	M	Internal Exam/Assignment/Seminar/ Viva / End Sem Exam
* - Remember (R), Understand (U), Apply (Ap), Analyse (An), Evaluate (E), Create (C) # - Factual Knowledge(F) Conceptual Knowledge (C) Procedural Knowledge (P) Metacognitive Knowledge (M)				

Detailed Syllabus

Module	Unit	Content	Hrs (36+9)	Ext. Marks (50)
I	Fundamentals of Arithmetic		9	Min 10
	1	Number System		
	2	Number Series		
	3	Simple and Decimal Fractions		
	4	HCF and LCM		
	5	Square root and Cube root		
II	Basic Arithmetic Operations		9	Min 10
	6	Simplification		
	7	Average		
	8	Ratio and Proportion		
	9	Problems based on ages		
	10	Percentage		
III	Financial Mathematics		9	Min 10
	11	Profit and Loss		
	12	Discount		
	13	Simple Interest		
	14	Compound Interest		
	15	Work and Time		
IV	Time, Speed, and Distance		9	Min 10
	16	Speed, Time and Distance		
	17	Problems based on trains		
	18	Boats and Streams		
	19	Clock and Calendar		
V	Open Ended		9	
	Mixture or Allegation, Partnership, Pipes and Cisterns			
<p>References: 1. Fast Track Objective Arithmetic, Rajesh Verma, Arihant Publications India limited, 2018 (Primary Reference). 2. Objective Arithmetic for Competitive Examinations, Dinesh Khattar, Pearson Education, 2020. 3. Quicker Objective Arithmetic, Dr Lal, Jain, Upkar's publication, 2010.</p>				

Mapping of COs with PSOs and POs :

	PSO5	PSO6	PO1	PO2	PO3	PO4	PO5	PO6	PO7
CO 1	2	0	3	2	3	2	3	1	2
CO 2	2	0	3	1	3	2	3	1	2
CO 3	2	0	2	2	2	2	2	1	2

Correlation Levels:

Level	Correlation
-	Nil
1	Slightly / Low
2	Moderate / Medium
3	Substantial / High

Assessment Rubrics:

- Assignment/ Seminar
- Internal Exam
- Viva
- Final Exam (70%)

Mapping of COs to Assessment Rubrics:

	Internal Exam	Assignment	Seminar	Viva	End Semester Examinations
CO 1	✓	✓	✓	✓	✓
CO 2	✓	✓	✓	✓	✓
CO 3	✓	✓	✓	✓	✓

Programme	B. Sc. Mathematics Honours			
Course Code	MAT2FM106(2)			
Course Title	MATHEMATICS FOR COMPETITIVE EXAMINATIONS - PART II			
Type of Course	MDC			
Semester	II			
Academic Level	100 - 199			
Course Details	Credit	Lecture/Tutorial	Practical	Total Hours
	3	per week 3	per week -	45
Pre-requisites	Basic Arithmetic and Computational Skill			
Course Summary	The course "Mathematics for Competitive Examinations - Part II" is designed to prepare students for competitive exams by focusing on various reasoning and problem-solving skills. It covers a range of topics including non-verbal reasoning, verbal reasoning, spatial reasoning, and abstract reasoning, each module addressing different aspects of these skill sets.			

Course Outcomes (CO):

CO	CO Statement	Cognitive Level*	Knowledge Category#	Evaluation Tools used
CO1	Apply mathematical methods to solve problems	Ap	P	Internal Exam/Assignment/Seminar/ Viva / End Sem Exam
CO2	Understand the basic concepts of logical reasoning Skills	U	P	Internal Exam/Assignment/Seminar/ Viva / End Sem Exam
CO3	Manage time in competitive examinations	C	M	Internal Exam/Assignment/Seminar/ Viva / End Sem Exam
* - Remember (R), Understand (U), Apply (Ap), Analyse (An), Evaluate (E), Create (C)				
# - Factual Knowledge(F) Conceptual Knowledge (C) Procedural Knowledge (P) Metacognitive Knowledge (M)				

Detailed Syllabus

Module	Unit	Content	Hrs (36+9)	Ex Marks (50)
		Non-Verbal Reasoning		
I	1	Similarity of Pairs	9	Min 10
	2	What come Next		
	3	Odd One out		
	4	Coding and Decoding		
	5	Ranking Test		
II	Reasoning Contd.		9	Min 10
	6	Blood relations		
	7	Blood relations Contd.		
	8	Direction Sense Test		
	9	Direction Sense Test contd.		
	10	Logical Venn Diagram		
III	Spatial Reasoning		9	Min 10
	11	Figure analogy		
	12	Figure series		
	13	Figure Classification		
	14	Mirror and Water Images		
	15	Counting of figures		
IV	Abstract Reasoning		9	Min 10
	16	Cube and Dice		
	17	Logical and Analytical Reasoning		
	18	Geometry mensuration		
	19	Data Interpretation		
V	Open Ended		9	
	Alphabet and Number Sequence Test, Paper folding and paper cutting			

References:

1. A Fast Track Course in MENTAL ABILITY, Amogh Goel, Arihant Publications India limited, 2016. (Primary Reference).
2. The Mental Ability, Logical Reasoning & Problem-Solving Compendium for IAS Prelims General Studies Paper 2 & State PSC Exams, Disha Experts, Disha Publications, 2018.
3. The Pearson Guide to Verbal Ability and Logical Reasoning for the CAT, Nishit K. Sinha, Pearson Education, 2014.

Mapping of COs with PSOs and POs :

	PSO5	PSO6	PO1	PO2	PO3	PO4	PO5	PO6	PO7
CO 1	3	1	2	1	2	0	1	1	0
CO 2	2	0	2	1	2	0	1	1	0
CO 3	0	1	2	1	2	0	1	1	0

Correlation Levels:

Level	Correlation
-	Nil
1	Slightly / Low
2	Moderate / Medium
3	Substantial / High

Assessment Rubrics:

- Assignment/ Seminar
- Internal Exam
- Viva
- Final Exam (70%)

Mapping of COs to Assessment Rubrics:

	Internal Exam	Assignment	Seminar	Viva	End Semester Examinations
CO 1	✓	✓	✓	✓	✓
CO 2	✓	✓	✓	✓	✓
CO 3	✓	✓	✓	✓	✓

SKILL ENHANCEMENT COURSES
(SEC)

Programme	BSc Mathematics Honours			
Course Title	INTRODUCTION TO PYTHON AND SCIENTIFIC COMPUTING			
Type of Course	SEC – Double Major			
Semester	IV			
Academic Level	200-299			
Course Details	Credit	Lecture/Tutorial per week	Practical per week	Total Hours
	3	3	-	45
Pre-requisites	(1) Basic knowledge to start a desktop/laptop computer. (2) A basic course in calculus with an understanding of differential and integral calculus. (3) A basic course in matrix algebra (higher secondary level)			
Course Summary	This course introduces the fundamentals of Python with a focus towards mathematical programming. Getting started with Python, Various Interfaces, Variables, Modules, Loops, Lists, Tuples, Functions, Branching, Input and Output, Arrays and Plotting, Dictionaries and Strings and finally Classes and Object-Oriented Programming are introduced. Using the Python programming structure, an introduction to the advanced mathematics software SageMath is given in the last part of the course. Various practical problems making use of concepts from calculus and linear algebra are to be solved using the SageMath software in the open-ended practical part so that the students will come to know how to apply software to answer and compute typical problems from these subjects.			

Course Outcomes (CO):

CO	CO Statement	Cognitive Level*	Knowledge Category#	Evaluation Tools used
CO1	Understand Basics of Python Programming.	U	C	Internal Exam/ Assignment/ Practical Assessment / Viva/ End Sem Exam
CO2	Intermediate Level Concepts such as Object-Oriented Programming.	An	P	Internal Exam/ Assignment/ Practical Assessment / Viva/ End Sem Exam
CO3	Scientific Computation using SageMath.	E	P	Internal Exam/ Assignment/ Practical Assessment / Viva/ End Sem Exam
* - Remember (R), Understand (U), Apply (Ap), Analyse (An), Evaluate (E), Create (C) # - Factual Knowledge(F) Conceptual Knowledge (C) Procedural Knowledge (P) Metacognitive Knowledge (M)				

Detailed Syllabus:

Textbook	<p>1. Introduction to Scientific Programming with Python, Joakim Sundnes, Simula SpringerBriefs on Computing, 2020, ISBN: 978-3-030-50356-7. Open Access: https://link.springer.com/book/10.1007/978-3-030-50356-7</p> <p>2. Sage for Undergraduates, 2nd Ed., Gregory V. Bard, 2022, American Mathematical Society, 2022. ISBN: 978-1470411114. 2014 Online Ed: http://www.people.vcu.edu/~clarson/bard-sage-for-undergraduates-2014.pdf</p>			
Module	Unit	Content	Hrs (36+ 9)	Marks Ext: 50
I	Python Basics (Text 1, Ch. 1, 2, 3, 4.)		8	Min.10
	1	Getting Started (Ch 1). Programming Simple Mathematics (Sec 2.1). Variables and Variable Types (Sec 2.2).		
	2	Formatting Text Output. Importing Modules. (Sec 2.3, 2.4).		
	3	Loops and Lists. Loops for Automating Repeated Tasks. Using Lists to Store Sequences of Data. (Sec 3.1, 3.2, 3.3).		
	4	Iterating over a List with a for Loop.. Nested Lists and List Slicing. (Sec 3.4, 3.5).		
	5	Tuples. (Sec 3.6)		
II	Functions, Branching, I/O, Modules.		8	Min 10
	6	Programming with Functions.. Function Arguments and Local Variables. Default Arguments and Doc Strings. (Sec 4.1, 4.2, 4.3)		
	7	If Tests for Branching the Program Flow. Functions as arguments to Functions. (Sec 4.4, 4.5)		
	8	Solving Equations with Python Functions. (Sec 4.6)		
	9	Writing Test Functions to Verify Programs (Sec 4.7).		
	10	User Input and Error Handling. Reading Input User Data. Reading Data from Files. Writing Data to Files. (Sections 5.1, 5.3, 5.4. Section 5.2 omitted).		
	11	Handling Errors in Programs. (Sec 5.5)		
	12	Making Modules. (Sec 5.6)		

III	More Data Structures, Plotting (Text 1, Ch. 6, 7).		7	Min 10	
	13	Arrays and Plotting. Numpy and Array Computing. Plotting Curves with Matplotlib. (Sec 6.1, 6.2)			
	14	Plotting Discontinuous and Piecewise Defined Functions. (Sec 6.3).			
	15	Dictionaries and Strings. Examples: A Dictionary for Polynomials, Reading File Data to a Dictionary. (Sec 7.1 7.2, 7.3),			
	16	String Manipulation (Sec 7.4).			
IV	Classes and Object-Oriented Programming. (Text 1, Ch. 9, 10.)		7	Min 10	
	17	Basics of Classes. (Sec 8.1)			
	18	Protected Class Attributes, Special Methods. Example: Automatic Differentiation of Functions. (Sec 8.2, 8.3, 8.4).			
	19	Test Functions for Classes. Example: A Polynomial Class. (Sec 8.5, 8.6).			
	20	Class Hierarchies and Inheritance. Example: Classes for Numerical Differentiation, Integration. (Sec 9.1, 9.2, 9.3).			
V	<p>Open-Ended</p> <p>Lecturer's selections of 15 sessions of 2 hours each from below.</p> <p>Miscellaneous Python Exercises</p> <ol style="list-style-type: none"> 1. Pitfalls of Programming, Text 1, Section 2.5. 2. Familiarize various Python runtime environments and IDEs like IDLE, Spyder, VS Code, Virtual Environments, Jupyter Notebook, Google Colab, Anaconda/Miniconda/Mamba, Replit. 3. Familiarize various documentation websites and how to refer to the syntax and implementation of a Python concept or Package. 4. Case studies from Reference 2:, Income Tax Calculator (page 38), Investment Report (p. 73), Approximating Square Roots. (p. 92), Text Analysis (p. 126), Generating Sentences (p. 150). <p>Sagemath</p>				

1. Getting and installing sagemath in Windows, Ubuntu OS Using sagemath using cocalc (online).
2. Using Sage as a Calculator, Using Sage with Common Functions, Using Sage for Trigonometry (Text 2, sections 1.1, 1.2, 1.3).
3. Using Sage to Manipulate Polynomials (Text 2, section 1.7)
4. Matrices and Sage-A First Taste of Matrices, Doing the RREF in Sage (Text 2, section 1.5)
5. Using Sage for 2-D graphs (Text 2, section 1.4)
6. The Derivative, Slope of Tangent, Higher-Order Derivatives (Text 2, section 1.11))
7. Antiderivatives (Indefinite Integral), Definite Integrals, Improper Integrals (Text 2, sec 1.12, upto sec 1.12.6)

Sympy (Reference 3).

1. Sympy Introductory Tutorial.
2. Solve an equation algebraically.
3. Solve a system of equations algebraically.
4. Solve one or a system of equations numerically.
5. Find the roots of a polynomial symbolically or numerically.
6. Solve a matrix equation algebraically.
7. Solve a Diophantine equation algebraically.
8. Solve an ODE algebraically.

More Numpy and Data Visualization (Reference 1: Chapter 3, 4)

1. Numpy Functions: arange, linspace, zeros, ones, random.random, reshaping. (Sec 3.1.1 to 3.1.6). Copying, Saving and Restoring, Slicing, Arithmetic Operations. (Sec 3.1.7 to 3.1.10).
2. Matplotlib Module: 2D Plots, Polar Plots, Pie Charts, Multiple Plots. (Sec 4.1)
3. Sine function and friends, Circle, Parametric Plots, Error Bars. (Sec 4.2)
4. Simple 2D Animation (Reference 1, Section 4.4), Making a movie of a Plot (Text 1, Section 4.4)
5. Famous Curves: Astroids, Ellipse, Spirals of Archimedes and Fermat (Reference 1, Sec 4.5)
6. 2D Plots and Fractals (Reference 1, Section 4.6)
7. 3D Plots (Reference 1, Section 4.7)

Numerical methods using SageMath (Reference 5: Chapter 7)(7.1 - 7.10, 7.12)

- 1) Evaluate a Taylor series numerically.
- 2) Interpolate a function using
 - a) Newton's forward interpolation.
 - b) Newton's backward interpolation.
 - c) Lagrange's Interpolation.

- d) Newton's General Interpolation.
- 3) Find integral of function using
 - a. Trapezoidal Rule
 - b. Simpson's 1/3-rule
- 4) Find derivative of function numerically.
- 5) Solve first order differential equations numerically.
 - a) Euler method
 - b) Fourth order Runge-Kutta method
- 6) Solve algebraic equations numerically.
 - a) The Bisection method
 - b) Regula Falsi Method

References

1. Python for Education, Ajith Kumar B. P., 2023
<https://scischool.in/python/pythonForEducation.pdf>
2. Fundamentals of Python First Programs, Kenneth A Lambert, 2 Ed., Cengage, 2018.
3. Sympy Tutorial: <https://docs.sympy.org/latest/tutorials/intro-tutorial/index.html>
Solving Equations: <https://docs.sympy.org/latest/guides/solving/index.html>
4. Computational Mathematics with SageMath, Paul Zimmermann, Alexandre Casamayou,
<https://www.sagemath.org/sagebook/english.html>
5. SageMath Advice For Calculus, Tuan A. Le and Hieu D. Nguyen,
<https://users.rowan.edu/~nguyen/sage/SageMathAdviceforCalculus.pdf>
6. Sagemath Reference: <https://doc.sagemath.org/>

Programming Resources

1. Python official website: <https://www.python.org>
Documentation: <https://docs.python.org/>
2. Spyder official website and documentation, <https://www.spyder-ide.org/>
3. MIT Courseware, Getting Started: Python and IDLE,
<https://web.mit.edu/6.s189/www/handouts/GettingStarted.html>
4. Jupyter Notebook, <https://jupyter.org/>
5. Google Colaboratory (colab), <https://colab.google/>
6. Visual Studio Code: <https://code.visualstudio.com>,
Documentation: <https://code.visualstudio.com/docs>
VS Code for Web: <https://vscode.dev/>
7. Replit, <https://replit.com/>
8. Python Virtual Environments: <https://docs.python.org/3/tutorial/venv.html>
9. Anaconda, Miniconda and Mamba.
Anaconda: <https://docs.anaconda.com/free/anaconda/>

Miniconda: <https://docs.anaconda.com/free/minicoda>

Mamba: <https://mamba.readthedocs.io/en/latest/>

10. SageMathCloud at Cocalc: <https://cocalc.com>

Documentation: <https://doc.cocalc.com/>

Mapping of COs with PSOs and POs :

	PSO1	PSO2	PSO3	PSO4	PO1	PO2	PO3	PO4	PO5	PO6	PO7
CO 1	2	3	2	1	3	2	3	3	2	1	2
CO 2	3	3	2	2	3	2	3	3	2	1	2
CO 3	3	3	3	3	3	1	3	3	3	1	3

Mapping of COs to Assessment Rubrics:

	Internal Exam	Assignment	Seminar	Viva	End Semester Examinations
CO 1	✓	✓	✓	✓	✓
CO 2	✓	✓	✓	✓	✓
CO 3	✓	✓	✓	✓	✓

Assessment Rubrics:

- Assignment/ Seminar
- Internal Exam
- Viva
- Final Exam (70%)

Correlation Levels:

Level	Correlation
-	Nil
1	Slightly / Low
2	Moderate / Medium
3	Substantial / High

Programme	B. Sc. Mathematics Honours			
Course Title	MATHEMATICAL TYPE SETTING SYSTEM - LATEX			
Course Code	MAT5FS112			
Type of Course	SEC (For Pathways 1 – 4)			
Semester	V			
Academic Level	300-399			
Course Details	Credit	Lecture/Tutorial	Practical	Total Hours
	3	3 per week	- per week	45
Pre-requisites	1. Fundamental Mathematics Concepts			
Course Summary	The course will cover topics such as document formatting, mathematical typesetting, graphics and tables, bibliography management, beamer presentation and understanding the Indian language transliteration package for typesetting Sanskrit or Hindi or Malayalam using LaTeX.			

Course Outcomes (CO):

CO	CO Statement	Cognitive Level*	Knowledge Category#	Evaluation Tools used
CO1	Preparing a LaTeX document with title page including contents, references and index	Ap	C	Internal Exam/ Assignment/ Seminar/ Viva / End Sem Exam
CO2	To Display documents with bullets, numbering and aligning or ordering and adding rows and tables	Ap	C	Internal Exam/ Assignment/ Seminar/ Viva / End Sem Exam
CO3	Use mathematical typesetting and equation environments to create professional looking equations and mathematical notation	U	F	Internal Exam/ Assignment/ Seminar/ Viva / End Sem Exam
* - Remember (R), Understand (U), Apply (Ap), Analyse (An), Evaluate (E), Create (C) # - Factual Knowledge(F) Conceptual Knowledge (C) Procedural Knowledge (P) Metacognitive Knowledge (M)				

Detailed Syllabus:

Textbook	Text 1: LATEX TUTORIAL, A PRIMER by Indian TEX Users Group, Edited by E. Krishnan, 2003. Text 2: George Gratzer, More Math Into LaTeX-Springer 2016 (5th Edition),			
Module	Unit	Content	Hrs (36+9)	Ex. Marks (50)
I	Getting Started with LaTeX (Text-1)		8	Min 10
	1	The basics- Tutorial I		
	2	The documents – Tutorial II		
	3	Bibliographic Database- Tutorial III & IV		
	4	Table of contents and Index- Tutorial V(Omit glossary)		
II	Styling Pages		6	Min 10
	5	Displayed Text – Tutorial VI		
	6	Rows and columns – Tutorial VII		
	7	Tables – Tutorial VII .2		
III	Typesetting Mathematics		10	Min 10
	8	Basic Mathematical equation- Tutorial VIII.1, VIII.2		
	9	Groups of Equations and numbering – Tutorial VIII.3		
	10	Matrices, dots, delimiters and affixing symbols- Tutorial VIII.4		
	11	Operators, Equations, Symbols, notations, Greek letters etc. Tutorial VIII.5, VIII.6, VIII.7, VIII.8(In VIII.8 focus only on usual symbols, Greek letters, operations etc. commonly used in mathematics)		
IV	Theorems, figures, Cross references and Presentation(Text-1 and 2)			
	12	Theorem in Latex – Tutorial IX.1		

	13	The AMS theorem package- Tutorial IX.2 (Omit IX.2.2 , IX.2.3)	12	Min 10
	14	Boxes – Tutorial X (Section X.1 , X.2 Only)		
	15	Floating Images- Tutorial XI (Section XI.I.1 , XI.I.2 and XI.I.5 Only)		
	16	Cross Reference – Tutorial XII (Section XII.1, XII.2 Only)		
	17	Footnotes- Tutorial XIII (Section XIII.1 Only)		
	18	Presentation – Text 2, Section 12.1 to 12.2.4		
	19	Presentation – Text 2, Section 12.2.6 to 12.2.9 (Omit 12.2.5 and 12.2.7)		
V	Open Ended		9	
	1	Installation of LaTeX		
	2	Familiarising Overleaf Platform		
	3	Write a chapter in a book that you are studying in any semester having mathematical symbol theorems and figures.		
	4	Create Slides with beamers and posters		
	5	Transliteration symbols with Illustrative examples of the Indian Languages, such as Sanskrit, Hindi (Devanagari) and Malayalam.		
<p>References:</p> <ol style="list-style-type: none"> 1) Tobias Oetiker, Hubert Partl, Irene Hyna and Elisabeth Schlegl, The Not So Short Introduction to LATEX 2ϵ (Online Link:- The Not So Short Introduction to LaTeX (oetiker.ch)) 2) Harvey J. Greenberg, A simplified introduction to LaTeX (Online version) 3) Leslie Lamport (second edition. Addison Wiley,1994)- LaTeX, a Document Preparation System. 4) Donald Knuth (Addison-Wesley, 1984), The TeX book 5) Frank Mittelbach and Michel Goossens (second edition), Addison-Wesley, 2004). 				

Mapping of COs with PSOs and POs :

	PSO1	PSO2	PSO3	PSO4	PSO5	PSO6	PO1	PO2	PO3	PO4	PO5	PO6	PO7
CO 1	3	2	1	0	1	1	2	2	1	0	2	3	0
CO 2	2	3	1	0	1	1	1	3	1	0	2	3	0
CO 3	3	2	1	0	1	1	2	1	1	0	2	2	0

Correlation Levels:

Level	Correlation
-	Nil
1	Slightly / Low
2	Moderate / Medium
3	Substantial / High

Assessment Rubrics:

- Assignment/ Seminar
- Internal Exam
- Viva
- Final Exam (70%)

Mapping of COs to Assessment Rubrics:

	Internal Exam	Assignment	Seminar	Viva	End Semester Examinations
CO 1	✓	✓	✓	✓	✓
CO 2	✓	✓	✓	✓	✓
CO 3	✓	✓	✓	✓	✓

Programme	B. Sc. Mathematics Honours				
Course Code	MAT6FS113(1)				
Course Title	DATA SCIENCE WITH PYTHON				
Type of Course	SEC (for pathways 1 – 5)				
Semester	VI				
Academic Level	300 - 399				
Course Details	Credit	Lecture per week	Tutorial per week	Practical per week	Total Hours
	3	3	-	0	45
Pre-requisites	A basic course in Python programming with the understanding of using looping, conditionals, creating variables, writing functions, and importing modules.				
Course Summary	This course is an advanced course for those who have learned the basics of Python. It will enable the students to learn more features of Python with a specific focus on how to use them to analyse data and arrive at conclusions in practical situations with the help of a reasonable knowledge of statistics.				

Course Outcomes (CO):

CO	CO Statement	Cognitive Level*	Knowledge Category#	Evaluation Tools used
CO1	Learn to rearrange and manipulate various data structures in Python to make it more meaningful	U	F	Internal Exam/ Assignments / End Semester Examination
CO2	Understand fundamentals of Statistics from a real-life point of view	U	F	Internal Exam/ Assignments / Quiz / End Semester Examination
CO3	Learn how to visualise data for clearer understanding of practical situations	Ap	C	Internal Exam / Quiz / End Semester Examination
* - Remember (R), Understand (U), Apply (Ap), Analyse (An), Evaluate (E), Create (C)# - Factual Knowledge(F) Conceptual Knowledge (C) Procedural Knowledge (P) Metacognitive Knowledge (M)				

Detailed Syllabus:

Note : Python IDLE (with necessary modules like pandas, scipy), Anaconda/Spyder package, Jupyter notebook interface or Google colab (free to use) interface, Pydroid 3 for android (along with Pydroid repository plugin) can be used for training purposes. Python version 3.10 or above should be used to avoid errors with some of the functionalities we discuss in the course.

Textbook		1 Mastering Python for Data Science, Samir Madhavan, PACKT Publishing, 2015 2 Data Science from Scratch, Second Edition ,Joel Grus, O'Reilly, 2019		
Module	Unit	Content	Hrs (36+ 9)	Ext. Marks (50)
I	Python Tools for Handling and Manipulating Data (Text 2, Chapter 2)		8	Min 10
	1	Exceptions, Lists.		
	2	Tuples, Dictionaries.		
	3	Counters, Sets, List Comprehensions,		
	4	Truthiness, Automated Testing and assert Iterables and Generators		
	5	Randomness, Regular Expressions, zip and Argument Unpacking		
II	More Tools for Data Handling – Numpy and Pandas (Text 1, Chapter 1)		8	Min 10
	6	NumPy: Mathematical operations, Array subtraction, squaring an array, A trigonometric function performed on the array, Conditional operations.		
	7	NumPy : Matrix multiplication, Indexing and slicing, Shape manipulation.		

	8	Pandas : Inserting and exporting data, CSV, Data cleansing, Checking the missing data.		
	9	Pandas : Filling the missing data, String operations, Merging data		
	10	Data operations: Aggregation operations, Joins, The inner join		
	11	Data operations: The left outer join, The full outer join, The groupby function		
III	Inferential Statistics (Text 1, Chapter 2)		12	Min 10
	12	Various forms of distribution, A normal distribution, A normal distribution from a binomial distribution.		
	13	A Poisson distribution, A Bernoulli distribution.		
	14	A z-score, A p-value, One-tailed and two-tailed tests.		
	15	Type 1 and Type 2 errors, confidence interval.		
	16	Correlation, Z-test vs T-test, The F distribution.		
	17	The chi-square distribution, Chi-square for the goodness of fit, The chi-square test of independence, ANOVA.		
IV	Applying the Theory to Problems (Text 1, Chapter 3)		8	Min 10
	18	What is data mining? Presenting an analysis.		
	19	Studying the Titanic – with all the required analysis		
V	Open Ended Visualizing Data (Text 1, Chapter 4)		10	
	1	Making Sense of Data through Advanced Visualization - Controlling the line properties of a chart		

	2	Using keyword arguments, Using the setter methods, Using the setp() command.		
	3	Creating multiple plots, Playing with text, Styling your plots.		
	4	Box plots, Heatmaps, Scatter plots with histograms.		
	5	A scatter plot matrix, Area plots.		
References		<ol style="list-style-type: none"> 1 Thomas Nield, Essential Math for Data Science - Take Control of Your Data with Fundamental Linear Algebra, Probability, and Statistics, O'Reilly Media, 2022 2 Wes McKinney, Python for Data Analysis_ Data Wrangling with pandas, NumPy, and Jupyter-O'Reilly Media, Third Edition, 2022 3 Fabio Nelli, Python Data Analytics- With Pandas, NumPy, and Matplotlib, Apress, Second Edition, 2018 4 https://www.kaggle.com/datasets/yasserh/titanic-dataset 5 https://www.w3schools.com/datascience/ds_python.asp 6 https://realpython.com/python-for-data-analysis/ 7 https://www.geeksforgeeks.org/data-science-with-python-tutorial/ 8 https://learn.microsoft.com/en-us/training/modules/explore-analyze-data-with-python/1-introduction 9 https://onlinecourses.nptel.ac.in/noc24_cs54/preview 10 https://onlinecourses.nptel.ac.in/noc20_cs46/preview 		

Note: For detailed understanding of the topics given in Module II, additional reference 1 can also be used, though it is not very essential.

Roadmap:

Being a practice-oriented course, the teachers may introduce the students to more problems so as to familiarize them with the tools in which they have been trained through this course. Many good examples on how to use these in real life situations can be found in Chapter 13 of additional reference 2 and the URLs provided in the additional references section.

Mapping of COs with PSOs and POs :

	PSO 1	PSO2	PSO3	PSO4	PO1	PO2	PO3	PO4	PO5	PO6	PO7
CO 1	2	3	3	1	3	2	3	3	1	1	1
CO 2	3	2	3	2	3	2	1	1	1	1	1
CO 3	3	2	2	1	3	1	3	3	1	-	1

Mapping of COs to Assessment Rubrics:

	Internal Exam	Assignment	Quiz	End Semester Examinations
CO 1	√	√		√
CO 2	√	√	√	√
CO 3	√		√	√

Correlation Levels:

Level	Correlation
-	Nil
1	Slightly / Low
2	Moderate / Medium
3	Substantial / High

Assessment Rubrics:

- Internal Exam
- Assignment
- Quiz
- End Semester Examinations

Programme	B. Sc. Mathematics Honours				
Course Code	MAT6FS113 (2)				
Course Title	Scientific Principles & Practice				
Type of Course	SEC (for pathways 1 – 5)				
Semester	VI				
Academic Level	300 - 399				
Course Details	Credit	Lecture per week	Tutorial per week	Practical per week	Total Hours
	3	3	-	-	45
Pre-requisites	High School science				
Course Summary	This course familiarises students with the basic principles and phenomenology of science and scientific research.				

Course Outcomes (CO):

CO	CO Statement	Cognitive Level*	Knowledge Category#	Evaluation Tools used
CO1	Understand the scope, limitations, and fundamental principles of science and scientific research.	U	C	Seminar Presentation/ Group Tutorials
CO2	Appreciate the role of abstraction and critical thinking in mathematics and science, and how they contribute to scientific progress.	U	M	Seminar Presentation/ Group Tutorials
CO3	Recognize the importance of proper experimental design in conducting effective scientific research.	U	C	Seminar Presentation/ Group Tutorials
* - Remember (R), Understand (U), Apply (Ap), Analyse (An), Evaluate (E), Create (C) # - Factual Knowledge(F) Conceptual Knowledge (C) Procedural Knowledge (P) Metacognitive Knowledge (M)				

Detailed Syllabus:

Text Book	The Scientific Endeavour – A Primer on Scientific Principle & Practice, 2 nd Edition, Jeffrey A. Lee (2016).			
Module	Unit	Content	Hrs (36 +9)	Marks (50)
I	The Philosophy of Science		9	Min10
	Chapter 1 - Introduction			
	1	1.1: What is Science?		
	2	1.2: Areas of Science		
	3	1.3: Basic & Applied Research		
	4	1.4: Why Understand Science?		
	Chapter 2 - The Philosophy of Science			
	5	2.1: Scientific Statements		
	6	2.2: Scientific Methods		
	7	2.3: Recent Development in the Philosophy of Science		
II	Scientific Research		9	Min10
	Chapter 3 – Research			
	8	3.1, 3.2: Selecting a Topic, Hypothesis		
	9	3.3: Experimental Design		
	10	3.4: Performing Experiments		
	11	3.5-3.8: Analysis, Results, Discussion, Models		
	12	3.9: Non-experimental Research		
	Chapter 4 – The Community of Scientists			
	13	4.1: Scientific Norms		
	14	4.2-4.5: Invisible Colleges, Peer Review, Reward System, Becoming a Scientist		
III	Misconduct in Science & Critical Thinking		9	Min10
	Chapter 5 – Misconduct in Science			
	15	5.1: Fraud		
	16	5.2: Plagiarism		
	17	5.3: Questionable Research Practices		
	18	5.4: Research With Human & Animal Subjects		
	19	5.5: Whistleblowing		
	Chapter 6 – Critical Thinking & Science			
	20	6.1: Critical Thinking Strategies		
	21	6.2: Common Fallacies		
IV	Pseudoscience		9	Min10
	22	Chapter 7: 7.1-7.9: - Common Pseudosciences		
	23	8.1: Science & Pseudoscience		
	24	8.2: The Need for Critical Thinking		
	25	8.3: A Sceptical Attitude		
	26	8.4: Evaluating Extraordinary Claims		
	27	9.1: The Scientific Knowledge Acquisition Web		
	28	9.2: Conclusions		
V	Open Ended Module		9	
	1	Flatland: A Romance of Many Dimensions, Edwin Abbott Abbott, 1884.		

	2	Mr. Tompkins in Paperback, George Gamow, Cambridge University Press, 1993.		
	3	The Character of Physical Law, Richard Feynman, MIT Press, 2017.		

References:

1. Mathematics & The Laws of Nature, John Tabak.
2. The Scientific Method: A Historical & philosophical Introduction, Barry Gower
3. History & philosophy of Science: A Reader, Daniel J. McKaughan & Holly VandeWall
4. A Historical Introduction to the Philosophy of Science, 4th Edition, John Losee
5. A Summary of Scientific Method, Peter Kosso
6. The Nature of Physical Reality, Henry Margenau

Mapping of COs with PSOs and POs :

	PSO1	PSO2	PSO3	PSO4	PO1	PO2	PO3	PO4	PO5	PO6	PO7
CO 1	2	1	2	2	3	2	3	2	3	2	3
CO 2	3	2	2	3	3	2	2	2	3	2	3
CO 3	2	1	3	2	3	2	3	2	3	2	3

Correlation Levels:

Level	Correlation
-	Nil
1	Slightly / Low
2	Moderate / Medium
3	Substantial / High

Assessment Rubrics:

- Assignment/ Seminar
- Internal Exam
- Viva
- Final Exam (70%)

Mapping of COs to Assessment Rubrics:

	Internal Exam	Assignment	Seminar	Viva	End Semester Examinations
CO 1	✓	✓	✓	✓	✓
CO 2	✓	✓	✓	✓	✓
CO 3	✓	✓	✓	✓	✓

**VALUE-ADDED COURSES
(VAC)**

Programme	B. Sc. Mathematics Honours			
Course Code	MAT3FV109(1)			
Course Title	HISTORY OF MATHEMATICS			
Type of Course	VAC			
Semester	III			
Academic Level	200 - 299			
Course Details	Credit	Lecture/Tutorial per week	Practical per week	Total Hours
	3	3	-	45
Pre-requisites	Aptitude for Mathematics and its History.			
Course Summary	The course goes into the philosophy of mathematics, modern axiom methods, controversies in set theory around axiom of choice, its implications and various philosophical alternative approaches to the foundations of mathematics.			

Course Outcomes (CO):

CO	CO Statement	Cognitive Level*	Knowledge Category#	Evaluation Tools used
CO1	Analyse Key Mathematical Theorems and Concepts from Ancient to Early Modern Times	An	C	Internal Exam/ Assignment/ Seminar/ Viva / End Sem Exam
CO2	Evaluate and Compare Methods of Addressing Infinity and Large Cardinal Numbers	E	P	Internal Exam/Assignment/ Seminar/ Viva / End Sem Exam
CO3	Ensure students gain a comprehensive understanding of the historical development and foundational concepts of mathematics	An	C	Internal Exam/Assignment/ Seminar/ Viva / End Sem Exam
* - Remember (R), Understand (U), Apply (Ap), Analyse (An), Evaluate (E), Create (C) # - Factual Knowledge(F) Conceptual Knowledge (C) Procedural Knowledge (P) Metacognitive Knowledge (M)				

Detailed Syllabus:

Textbook	Mathematics & Its History, 3rd Edition, John Stillwell, Springer (2010) ISBN: 978-1-4419-6052-8.			
Module	Unit	Content	Hrs (36+9)	Ext. Marks (50)
I	Ancient Origins & Foundations		9	Min 10
	Quick Review of Ancient Mathematics			
	1	Chapter 1: Pythagoras Theorem		
	2	Chapter 2: Greek Geometry		
	3	Chapter 3: Greek Number Theory		
	Infinity in Greek Mathematics – Chapter 4			
	4	Section 4.1, 4.2-Fear of Infinity, Eudoxus' Theory of Proportions		
	5	Section – 4.3, 4.4-The Method of Exhaustion, Area of a Parabolic Segment		
	Sets & Logic – Chapter 24			
	6	Sections 24.1, 24.2, 24.4- Sets, Ordinals, Axiom of Choice & Large Cardinals		
	7	Section 24.3- Measure		
	8	Section 24.5-The Diagonal Argument		
Biographical Notes: Pythagoras, Euclid, Diophantus, Archimedes				
II	Calculus – Chapter 9		9	Min 10
	9	Section 9.1, 9.2-What is Calculus, Early Results on Areas & Volumes		
	10	Section 9.3-Maxima, Minima & Tangents		
	11	Section 9.4-The <i>Arithmetica Infinitorum</i> of Wallis		
	12	Section 9.5-Newton's Calculus of Series		
	13	Section 9.6-The Calculus of Leibnitz		

	Biographical Notes: Wallis, Newton & Leibnitz			
III	Algebraic Equations & Numbers		9	Min 10
	Polynomial Equations – Chapter 6			
	14	Section 6.1, 6.2- Algebra, Linear Equations & Elimination		
	15	Section 6.3, 6.4 Quadratic Equations, Quadratic Irrationals		
	16	Section 6.5-The Solution of the Cubic		
	17	Section 6.6-Angle Division		
	18	Section 6.7-Higher Degree Equations		
	Biographical Notes: Tartaglia, Cardano & Viete			
	Complex Numbers – Chapter 14			
	19	Section 14.1, 14.2, 14.3- Impossible Numbers, Quadratic & Cubic Equations		
	20	Section 14.4- Wallis’ Attempt at Geometric Representation		
	21	Section 14.5, 14.6- The Fundamental Theorem of Algebra, The Proofs of d’Alembert & Gauss		
	Biographical Notes: d’Alembert			
IV	Topology – Chapter 22		10	Min 10
	22	Section 22.1, 22.2- Geometry & Topology, Polyhedron Formulas of Descartes & Euler		
	23	Section 22.3-The Classification of Surfaces		
	24	Section 22.4- Descartes & Gauss-Bonnet		
	25	Section Euler 22.5-Characteristic & Curvature		
	26	Section 22.7, 22.8- The Fundamental Group, The Poincare Conjecture		
	Biographical Notes: Poincare			
V	Open Ended Module		9	
	1	Hypercomplex Numbers – Chapter 20		

	2	Number Theory in Asia – Chapter 5		
	3	Mechanics – Chapter 13		
	4	Complex Numbers & Functions – Chapter 16		
	5	Non-Euclidean Geometry – Chapter 18		
	6	Group Theory – Chapter 19		

References:

1. Mathematics, The Queen & Handmaiden of Sciences, E. T. Bell, McGraw Hill.
2. Men of Mathematics, E. T. Bell, Simon & Schuster, 1986.
3. What is Mathematics?, Richard Courant & Herbert Robbins,
4. History of Mathematics, 7th Edition, David M. Burton, McGraw Hill.
5. Mathematics In India, Kim Plofker, Princeton University Press, 2009.

Mapping of COs with PSOs and POs :

	PSO1	PSO2	PSO3	PSO4	PO1	PO2	PO3	PO4	PO5	PO6	PO7
CO 1	2	2	1	0	3	2	2	0	3	2	1
CO 2	3	2	1	0	2	1	2	0	2	1	0
CO 3	1	1	0	0	3	2	2	0	3	2	1

Correlation Levels:

Level	Correlation
-	Nil
1	Slightly / Low
2	Moderate / Medium
3	Substantial / High

Assessment Rubrics:

- Assignment/ Seminar
- Internal Exam
- Viva
- Final Exam (70%)

Mapping of COs to Assessment Rubrics:

	Internal Exam	Assignment	Seminar	Viva	End Semester Examinations
CO 1	✓	✓	✓	✓	✓
CO 2	✓	✓	✓	✓	✓
CO 3	✓	✓	✓	✓	✓

Programme	B. Sc. Mathematics Honours			
Course Code	MAT3FV109(2)			
Course Title	COMPUTATIONAL LOGIC			
Type of Course	VAC			
Semester	III			
Academic Level	200-299			
Course Details	Credit	Lecture/Tutorial per week	Practical per week	Total Hours
	3	3	-	45
Pre-requisites	Nil			
Course Summary	The course will cover the basics of propositional and predicate logic, Compactness, and the Resolution Theory.			

Course Outcomes (CO):

CO	CO Statement	Cognitive Level*	Knowledge Category#	Evaluation Tools used
CO1	Determine the Satisfiability of a Propositional Formula Set.	Ap	C	Internal Exam/Assignment / Seminar/ Viva / End Sem Exam
CO2	Analyse Theorems of Propositional Logic	Ap	C	Internal Exam/Assignment / Seminar/ Viva / End Sem Exam
CO5	Remember Proofs of Major Theorems of Logic	An	M	Internal Exam/Assignment / Seminar/ Viva / End Sem Exam
* - Remember (R), Understand (U), Apply (Ap), Analyse (An), Evaluate (E), Create (C) # - Factual Knowledge(F) Conceptual Knowledge (C) Procedural Knowledge (P) Metacognitive Knowledge (M)				

Detailed Syllabus:

Text book	Logic for Computer Scientists, U. Schoning, Birkhauser, 2008 (Reprint).			
Module	Unit	Content	Hrs (45 = 36 +9)	Ext. Marks (50)
I	Propositional Logic (Chapter 1 of Text Book).		10	Min 10
	1	Syntax and Semantics, Truth Tables, Satisfiability and Validity.		
	2	Equivalence and Normal Forms, Substitution Theorem		
	3	DNF and CNF forms		
	4	Horn Formulas,		
	5	Compactness Theorem for Propositional Calculus		
	6	Resolution Theorem and Resolution Algorithm		
II	Introduction to Predicate Logic: Section 2.1, 2.2, Subsection on Mathematical Theories of Section 2.3		9	Min 10
	7	Syntax of Predicate Logic		
	8	Semantics - Structures and Models, Satisfiability and Validity		
	9	Equivalence of formulas - Substitution, Variable Renaming.		
	10	Skolem Normal Form		
	11	Mathematical Theories - Axioms and Models.		
III	Herbrand Theory for Predicate Logic: Section 2.4		9	Min 10
	12	Herbrand Universe and Structures		
	13	Herbrand Model and Satisfiability Theorem		
	14	Skolem Lowenheim Theorem		
	15	Herbrand Expansion and Godel-Herbrand-Skolem Theorem		
	16	Compactness and Herbrand's Theorem		
IV	Resolution for Predicate Logic: Section 2.5		8	Min 10
	17	Ground Resolution and Resolvants		

	18	Ground Resolution Theorem		
	19	Robinson's Unification Theorem and Algorithm		
	20	Lifting Lemma		
	21	Resolution Theorem for Predicate Logic		
V	Logic Programming		9	
	1	Unsolvability of Predicate Logic (Section 2.3 on Text Book)		
	2	SLD Resolution (Section 2.6 of Text Book)		
	3	Introduction to Logic Programming		
	4	Horn Clause Programs		
	5	Evaluation Strategies for Horn Clause Programs.		
References:				
<ol style="list-style-type: none"> 1. J. H. Gallier, Logic for Computer Science - Foundations of Automatic Theorem Proving, Dower, 2015. 2. S. Reeves, M Clarke, Logic for Computer Science, Addition Wesley, 1990. coding 				

Mapping of COs with PSOs and POs :

	PSO1	PSO2	PSO3	PSO4	PO1	PO2	PO3	PO4	PO5	PO6	PO7
CO 1	2	2	1	0	3	2	2	0	3	2	1
CO 2	3	2	1	0	2	1	2	0	2	1	0
CO 3	1	1	0	0	3	2	2	0	3	2	1

Correlation Levels:

Level	Correlation
-	Nil
1	Slightly / Low
2	Moderate / Medium
3	Substantial / High

Assessment Rubrics:

- Assignment/ Seminar
- Internal Exam
- Viva
- Final Exam (70%)

Mapping of COs to Assessment Rubrics:

	Internal Exam	Assignment	Seminar	Viva	End Semester Examinations
CO 1	✓	✓	✓	✓	✓
CO 2	✓	✓	✓	✓	✓
CO 3	✓	✓	✓	✓	✓

Programme	B. Sc. Mathematics Honours			
Course Code	MAT4FV110(1)			
Course Title	STATISTICS AND MATHEMATICS WITH R			
Type of Course	VAC			
Semester	IV			
Academic Level	200-299			
Course Details	Credit	Lecture/Tutorial per week	Practicum per week	Total Hours
	3	3	-	45
Pre-requisites	1. Basic School (+2) Level Statistics 2. Basic Programming Experience			
Course Summary	The "Statistics and Mathematics with R" course is designed to provide an understanding of R programming for statistical analysis and mathematical computation. The curriculum begins with an introduction to R, covering basic features, data storage, and manipulation techniques. Subsequent modules explore graphical visualization, programming constructs such as flow control and functions, and computational linear algebra. Each unit offers hands-on exercises and references to relevant sections in the textbook by Braun and Murdoch, supplemented by further reading materials for deeper exploration. This course helps students with practical skills in utilizing R for statistical analysis and mathematical modeling.			

Course Outcomes (CO):

CO	CO Statement	Cognitive Level*	Knowledge Category#	Evaluation Tools used
CO1	Demonstrate Proficiency in Basic and Intermediate R Programming	Ap	P	Internal Exam/ Seminar/Assignment / End Sem Exam
CO2	Create and Interpret Various Types of Graphs Using R	C	C	Internal Exam/ Seminar/Assignment / End Sem Exam
CO3	Apply Advanced Mathematical and Statistical Functions in R	Ap	P	Internal Exam/ Seminar/Assignment / End Sem Exam
* - Remember (R), Understand (U), Apply (Ap), Analyse (An), Evaluate (E), Create (C) # - Factual Knowledge(F) Conceptual Knowledge (C) Procedural Knowledge (P) Metacognitive Knowledge (M)				

Detailed Syllabus:

Textbook		A First Course in Statistical Programming with R, , W. John Braun and Duncan J. Murdoch, Cambridge University Press, 3rd Ed., 2021, ISBN 978-1-108-99514-6.		
Module	Unit	Content	Hrs (36+9)	External Marks (50)
I	Introduction to R		12	Min 10
	1	R Studio. R Command Line. R as calculator. Named Storage. Quitting R.		
	2	Basic Features of R.		
	3	Vectors in R.		
	4	Data Storage in R. Packages,		
	5	Libraries and Repositories.		
	6	Getting Help. Useful Features of R.		
	7	Data Frames, tibbles, and lists		
	8	Data Input and Output		
Reference: Chapter 2, Sections 1 to 10				
II	Graphics with R		4	Min 10
	9	Bar Charts and Dot Charts. Pie Charts.		
	10	Histograms. Box Plots. Scatter Plots.		
	11	Plotting from Data Frames. Quantiles. QQ Plots.		
Reference: Section 3.1.				
III	Programming in R		13	Min 10
	12	Flow Control. For Loop. Examples 4.1 to 4.4.		
	13	If Statement. Examples.		
	14	Eratosthenes Sieve.		
	15	While Loop. Examples. Newton's Method.		

	16	Repeat loop. Break and Next Statements. Examples and Exercises.		
	17	Functions.		
	18	General Programming Guidelines		
Reference: Chapter 4, Sections 1-4.				
IV	Computational Linear Algebra		7	Min 10
	21	Vectors and Matrices in R		
	12	Matrix Multiplication and Inversion		
	19	Eigenvalues and Eigenvectors		
	20	Singular Value Decomposition		
Reference: Sections 7.1, 7.2, 7.3, 7.4.1.				
V	OPEN ENDED		9	
	<p>Suggestions:</p> <p>Section 3.2 - 3.4: Higher Level Graphics with ggplot</p> <p>Section 4.6: Debugging and Maintenance</p> <p>Section 4.7: Efficient Algorithms.</p> <p>Section 6.1: Monte Carlo, 6.2: Pseudo-Random Numbers</p> <p>Appendix A: Overview of Random Variables and Distributions</p> <p>Section 6.3: Simulation of Random Variables</p> <p>Section 8.3: Newton-Raphson</p> <p>Section 8.5: Linear Programming</p>			
Reference	<p>1. Roger D. Peng, R Programming for Data Science, LeanPub, 2022, ISBN 9781365056826. https://bookdown.org/rdpeng/rprogdatascience/</p> <p>2. Garrett Golemund, Hands-On Programming with R, O'Reilly, 2014, ISBN 1449359019. https://rstudio-education.github.io/hopr/</p> <p>3. Ruriko Yoshida, Linear Algebra and its Applications in R, Chapman and Hall, 2021, ISBN 9780367486846</p>			

Mapping of COs with PSOs and POs :

	PSO1	PSO2	PSO3	PSO4	PO1	PO2	PO3	PO4	PO5	PO6	PO7
CO 1	3	2	2	1	2	2	2	2	2	2	1
CO 2	2	3	1	0	2	2	2	2	2	1	1
CO 3	1	1	3	2	2	2	2	2	2	1	1

Correlation Levels:

Level	Correlation
-	Nil
1	Slightly / Low
2	Moderate / Medium
3	Substantial / High

Assessment Rubrics:

- Assignment/ Seminar
- Internal Exam
- Viva
- Final Exam (70%)

Mapping of COs to Assessment Rubrics:

	Internal Exam	Assignment	Seminar	Viva	End Semester Examinations
CO 1	✓	✓	✓	✓	✓
CO 2	✓	✓	✓	✓	✓
CO 3	✓	✓	✓	✓	✓

Programme	B. Sc. Mathematics Honours			
Course Code	MAT4FV110(2)			
Course Title	THE MATHEMATICAL PRACTICES OF MEDIEVAL KERALA			
Type of Course	VAC			
Semester	IV			
Academic Level	200 - 299			
Course Details	Credit	Lecture/Tutorial per week	Practical per week	Total Hours
	3	3	-	45
Pre-requisites	1. Fundamental Mathematics Concepts: Number system, Basic Mathematical operations, Plane Geometry. 2. Convergence of series of numbers and functions.			
Course Summary	This course familiarises students with the traditional Indian Mathematics practised in the Medieval Kerala School of Astronomy and Mathematics.			

Course Outcomes (CO):

CO	CO Statement	Cognitive Level*	Knowledge Category#	Evaluation Tools used
CO1	Uncover the underlying fundamental principles of the traditional mathematics practised in medieval Kerala.	U	C	Seminar Presentation/ Group Tutorials
CO2	Appreciate the role of thought process and working rules in mathematics.	U	C	Seminar Presentation/ Group Tutorials
CO3	Appreciate the usage of infinite series in mathematical analysis.	U	C	Seminar Presentation/ Group Tutorials
* - Remember (R), Understand (U), Apply (Ap), Analyse (An), Evaluate (E), Create (C) # - Factual Knowledge(F) Conceptual Knowledge (C) Procedural Knowledge (P) Metacognitive Knowledge (M)				

Detailed Syllabus:

Text Book		1. Lilavati of Bhaskaracarya Translated by K.S.Patwardhan, S.A.Naimpally and S.L.Singh, Motilal Banarsidass Publishers, Delhi. 2006. 2. Ganita Yukti Bhasa of Jyesthadeva. Volume I. English Translation by K.V.Sarma with explanatory notes by K.Ramasubramanian, M.D.Srinivas and M.S.Sriram. Hindustan Book Company, 2008.		
Module	Unit	Content	Hours (36 +9)	Ext. Marks (50)
I	Measurement of sides and areas of triangles, quadrilaterals and circles.		9	14
	1	Computation of sides of a right triangle when one side is given.		
	2	Computation of area of triangles and quadrilaterals.		
	3	Computation of the perpendicular below the intersection of diagonals.		
	4	Approximating the surface area and volume of spheres.		
	5	Computation of sides of polygons inscribed in a circle.		
	6	Computation of the arcs and chords of circles.		
	Chapter 28 from Text I (Treatment based on English translations of Sanskrit verses in Lilavati).			
II	Rules concerned with Solids, Shadow of Gnomon and Pulverizer.		9	12
	7	Volume of Solids		
	8	Volume of a heap of Grain		
	9	Shadows of Gnomon.		
	10	Pulverization		
Chapters 29, 30, 31, 32 and 33 from Text I (Treatment based on English translations of Sanskrit verses in Lilavati).				
III	Circle and Circumference as in Yuktibhasa.		10	14
	11	Circumference of a circle approximated by regular polygons.		
	12	Circumference of a circle without calculating square roots.		
	13	Circumference of a circle in terms of the hypotenuses.		
	14	Summation of Series.		
	15	Calculation of circumference.		
	16	Conversion of the Rsine to Arc.		
Sections 6.1 to 6.6 of Chapter 6 from Text II.				
IV	Sine and Cosine series as in Yuktibhasa.		8	10
	17	Some technical terms and derivation of Rsines.		
	18	Computation of Rsines.		
	19	Computation of Jya and Sara by sankalita and accurate circumference.		
Sections 7.1 to 7.6 of Chapter 7 from Text II.				
V (Open Ended)	From Ancient Mathematical Rules to Modern Computer Algorithms.		9	
	20	Decoding of important Sanskrit verses discussed in Modules I and II from Lilavati (Text I).		

21	Decoding of important Sanskrit verses discussed in Modules III and IV from Yuktibhasha (Text II).		
22	Conversion of selected Rules discussed in Modules I to IV into Computer Algorithms.		
Relevant Topics from Text I, Text II and References.			

References:

1. The Mathematics of India - Concepts, Methods, Connections. P.P.Divakaran, Hindustan Book Agency, New Delhi, 2018.
2. A Passage to Infinity - Medieval Indian Mathematics from Kerala and its Impact. George Ghevarghese Joseph, Sage Publications, New Delhi, 2009.
3. On an Untapped Source of Medieval Kerala Mathematics. C.T.Rajagopal and M.S.Rangachari, Archive for the History of Exact Sciences, 35 (2), (1986), 91 - 99.
4. Yuktibhasha. Rama Varma Maru Thampuram and A.R.Akhileswara Iyer (Editors)}, Mangalodayam Press, Trichur 1948.
5. Tantrasangraha of Nilakantha Somayaji with Yuktidipika and Laghuvivrti of Sankara. K.V.Sarma, Vishveshvaranand Visva Bandhu Institute of Sanskrit and Indological Studies, Punjab University, Hoshiarpur 1977.
6. Colebrook's translation of the Lilavati with Notes by Haran Chandra Banerji. The Book Company, Calcutta, 1927.
7. Mathematical Treasures – Lilavati of Bhaskara. Frank J.Swetz and Victor J.Katz. Loci. 2011.

Mapping of COs with PSOs and POs :

	PSO1	PSO2	PSO3	PSO4	PO1	PO2	PO3	PO4	PO5	PO6	PO7
CO 1	3	2	1	1	3	2	1	0	2	3	0
CO 2	2	3	1	2	2	3	1	0	2	3	0
CO 3	2	2	2	2	2	1	1	0	2	2	0

Correlation Levels:

Level	Correlation
-	Nil
1	Slightly / Low
2	Moderate / Medium
3	Substantial / High

Assessment Rubrics:

- Assignment/ Seminar
- Internal Exam
- Viva
- Final Exam (70%)

Mapping of COs to Assessment Rubrics:

	Internal Exam	Assignment	Seminar	Viva	End Semester Examinations
CO 1	✓	✓	✓	✓	✓
CO 2	✓	✓	✓	✓	✓
CO 3	✓	✓	✓	✓	✓

VOCATIONAL MINORS

Programme	B. Sc. Mathematics Honours			
Course Code	MAT1VN101			
Course Title	PYTHON PROGRAMMING			
Type of Course	Vocational Minor – Introduction to AI			
Semester	I			
Academic Level	100-199			
Course Details	Credit	Lecture/Tutorial per week	Practical per week	Total Hours
	4	3	2	75
Pre-requisites	Basic Logic			
Course Summary	Course aims to provide basic programming skills in Python and Python libraries like NumPy etc.			

Course Outcomes (CO):

CO	CO Statement	Cognitive Level*	Knowledge Category#	Evaluation Tools
CO1	Understand the basics of Python Data structures and Programming constructs	U	C	Internal Exam/Assignment/ Seminar/ Viva / End Sem Exam
CO2	Understand the basics of Python Programming constructs	U	P	Internal Exam/Assignment/ Seminar/ Viva / End Sem Exam
CO3	Apply Python Libraries for Data Science and Machine Learning	Ap	P	Internal Exam/Assignment/ Seminar/ Viva / End Sem Exam
* - Remember (R), Understand (U), Apply (Ap), Analyse (An), Evaluate (E), Create (C) # - Factual Knowledge(F) Conceptual Knowledge (C) Procedural Knowledge (P) Metacognitive Knowledge (M)				

Detailed Syllabus:

Module	Unit	Content	Hrs (45+ 30)	Ext. Marks (70)
1		Data Types and Data Structures	10	Min.15
	1	Introduction to Python: - using the Python interpreter, Overview of programming in Python		
	2	Expressions and Variables-String Operations.		
	3	Python Data Structures: lists & Tuple –Sets - Dictionaries		
	4	Programming Fundamentals: Conditions and Branching- Loops		
	5	Functions: formal arguments, variable-length arguments		
II		Classes, files and modules	12	Min.15
	6	Introduction to Classes and Objects: -classes, class attributes, instances, instance attributes		
	7	Binding and method invocation, inheritance, polymorphism,		
	8	Built-in functions for classes and instances.		
	9	Files and input/output, reading and writing files		
	10	Methods of file objects, using standard library functions		
III		Introduction to Data Science using Python	12	Min.15
	12	Python libraries: Numpy- Scikit- Pandas.		
	13	Importing Datasets: Importing and Exporting Data in Python, Basic Insights from Datasets		
	14	Data cleansing and pre-processing: Identify and Handle Missing Values		
	15	Descriptive Statistics		
	16	ANOVA Correlation		

	17	Dealing with Outliers		
IV		Data Visualization Packages - Matplotlib and Seaborn	11	Min.15
	18	Overview of data visualization concepts		
	19	Introduction to Matplotlib and Seaborn		
	20	Basic Plotting and Customization with Matplotlib		
	21	Basic Plotting and Statistical Visualization with Seaborn		
	22	Other Visualization Libraries – Case Studies		
		Practical's	30	
	1	<p>a) Write a program to calculate compound interest when principal, rate and number of periods are given</p> <p>b) Read name, address, email and phone number of a person through keyboard and print the details</p>		
	2	Write a program to check whether the given input is digit or lowercase character or uppercase character or a special character (use 'if-else-if' ladder)		
	3	<p>a) Print the below triangle using for loop.</p> <pre> 5 4 4 3 3 3 2 2 2 2 1 1 1 1 1 </pre> <p>b) Python Program to Print the Fibonacci sequence using while loop</p>		
	4	Python program to print all prime numbers in a given interval (use break)		
	5	Write a function called GCD that takes parameters a and b and returns their greatest common divisor		

6	Write a function called palindrome that takes a string argument and returns True if it is a palindrome and False otherwise. Remember that you can use the built-in function len to check the length of a string		
7	Define a new class called Circle with appropriate attributes and instantiate a few Circle objects. Write a function called draw_circle that draws circles on the canvas		
8	Write a python program that defines a matrix and prints		
9	Write a python program to perform addition of two square matrices		
10	Python program to perform read and write operations on a file.		
11	Use the structure of exception handling all general-purpose exceptions		
12	Write a Python program that calculates basic statistics measures using NumPy		
13	<p>Create a CSV file named sales_data.csv, which contains sales data for a company. The file has the following columns: Date, Product, Units Sold, and Revenue. Write a Python program using Pandas to perform the following tasks:</p> <ol style="list-style-type: none"> Read the data from the CSV file into a DataFrame. Calculate the total revenue generated by each product. Determine the total units sold for each product. Find the date with the highest revenue. Plot a bar chart showing the total revenue generated by each product. 		

14	<p>Create a CSV file named student_grades.csv, which contains the grades of students in different subjects. The file has the following columns: Student_ID, Maths, Science, English, and History.</p> <p>Write a Python program using Matplotlib to perform the following tasks:</p> <ol style="list-style-type: none"> Read the data from the CSV file into a DataFrame. Calculate the average score for each subject. Plot a bar chart showing the average scores for each subject. Plot a histogram showing the distribution of scores in Maths. 		
15	<p>Visualizing Titanic Dataset</p> <p>You are given a dataset containing information about passengers on the Titanic, including their survival status, age, sex, class, and fare.</p> <p>Write a Python program using Seaborn to perform the following tasks:</p> <ol style="list-style-type: none"> Load the Titanic dataset into a DataFrame. Plot a count plot to visualize the number of passengers in each class. Plot a bar plot to visualize the survival rate of passengers based on their class and sex. Plot a heatmap to visualize the correlation matrix of numerical features (e.g., age, fare, and survival status). 		
<p>References:</p> <ol style="list-style-type: none"> Core Python Programming by Wesley J. Chun, 2nd Edition , Pearson Education. An Introduction to Python by Guido Van Russom, Fred L.Drake, Network Theory Limited. Python for Data Science, Dr. Mohd. Abdul Hameed, Wiley Publications - 1st Ed. 2021 Python Programming: A Modern Approach, Vamsi Kurama, Pearson Python for Data Analysis: Data Wrangling with Pandas, NumPy, and IPython ,2nd edition, Wes McKinney, O'Reilly Media (2017) 			

Note: Proofs of all the results are exempted for the end semester exam.

Mapping of COs with PSOs and POs :

	PSO5	PSO6	PO1	PO2	PO3	PO4	PO5	PO6	PO7
CO 1	2	1	3	1	3	3	2	1	2
CO 2	2	1	3	1	3	3	2	1	2
CO 3	3	2	3	2	3	3	3	1	3

Correlation Levels:

Level	Correlation
-	Nil
1	Slightly / Low
2	Moderate / Medium
3	Substantial / High

Assessment Rubrics:

- Assignment/ Seminar
- Internal Exam
- Viva
- Final Exam (70%)

Mapping of COs to Assessment Rubrics:

	Internal Exam	Assignment	Seminar	Viva	End Semester Examinations
CO 1	✓	✓	✓	✓	✓
CO 2	✓	✓	✓	✓	✓
CO 3	✓	✓	✓	✓	✓

Programme	BSc Mathematics Honours			
Course Code	MAT2VN101			
Course Title	LINEAR ALGEBRA FOR MACHINE LEARNING			
Type of Course	Vocational Minor – Introduction to AI			
Semester	II			
Academic Level	100-199			
Course Details	Credit	Lecture/Tutorial per week	Practical per week	Total Hours
	4	3	2	75
Pre-requisites	Foundations in Mathematics			
Course Summary	Course aims to provide basics of linear algebra which is useful in understanding machine learning problems			

Course Outcomes (CO):

CO	CO Statement	Cognitive Level*	Knowledge Category#	Evaluation Tools used
CO1	Solve system of linear equations	Ap	C	Internal Exam/Assignment/Seminar/ Viva / End Sem Exam
CO2	Apply vector spaces and its properties	Ap	C	Internal Exam/Assignment/Seminar/ Viva / End Sem Exam
CO3	Understand basics of matrix algebra and its applications	U	C	Internal Exam/Assignment/Seminar/ Viva / End Sem Exam

* - Remember (R), Understand (U), Apply (Ap), Analyse (An), Evaluate (E), Create (C)
- Factual Knowledge(F) Conceptual Knowledge (C) Procedural Knowledge (P) Metacognitive Knowledge (M)

Detailed Syllabus:

Textbook	Introduction to Linear Algebra" by Gilbert Strang, Wellesley-Cambridge Press, 2016, ISBN: 978-0980232776			
Module	Unit	Content	Hrs (45+ 30)	Marks (70)
I		Solving Linear Equations	12	Min.15
	1	Vectors and Linear Equation		
	2	The Idea of Elimination		
	3	Elimination Using Matrices		
	4	Rules for Matrix Operations		
	5	Inverse Matrices		
	6	Elimination = Factorization: $A = L U$		
	7	Transposes and Permutations		
II		Vector Spaces and Subspaces	12	Min.15
	8	Spaces of Vectors		
	9	The Nullspace of A: Solving $Ax = 0$		
	10	The Rank and the Row Reduced Form		
	11	The Complete Solution to $Ax = b$		
	12	Independence, Basis and Dimension		
	13	Dimensions of the Four Subspaces		
III		Orthogonality	8	Min.15
	14	Orthogonality of the Four Subspaces		
	15	Projections		
	16	Least Squares Approximations		
	17	Orthogonal Bases and Gram-Schmidt		
IV		Eigenvalues and Eigenvectors	13	Min.15
	18	Introduction to Eigenvalues		
	19	Diagonalizing a Matrix		
	20	Symmetric Matrices		

	21	Positive Definite Matrices		
	22	Similar Matrices		
	23	Singular Value Decomposition (SVD)		
		Practical using Python	30	
	1	Write Python function for vector operations: addition, scalar multiplication, norm,		
	2	Write Python function for matrix operations: addition, multiplication, inverse, transpose		
	3	Implement a Python function to solve a system of linear equations using NumPy's linear algebra module.		
	4	Implement matrix factorization techniques such as LU decomposition in Python using NumPy		
	5	Write a Python function to check if a set of vectors forms a vector space. And to determine if a set of vectors forms a subspace of a given vector space.		
	6	Write a Python function to find the basis of the column space, null space of a matrix, to calculate the rank, dimension of a matrix using NumPy,		
	7	Write a function to determine if a set of vectors is linearly independent, to find the span of a set of vectors. and to check if a set of vectors forms a basis for a given vector space.		
	8	Create a function to determine if two given vectors are orthogonal to each other and to calculate the projection of one vector onto another vector.		
	9	Use orthogonalization to find the least squares approximation of a vector that does not lie in the span of a given set of vectors.		
	10	Implement the Gram-Schmidt process in Python to orthogonalize a given set of vectors and to orthogonalize columns of a given matrix		
	11	Implement a function to perform a change of basis operation on a given vector.		
	12	Write a Python script to verify the rank-nullity theorem by computing the rank and nullity of a matrix and		

		comparing with the dimensions of its domain and codomain.		
	13	Write a Python function to compute the eigenvalues and eigenvectors of a square matrix using SciPy.		
	14	Write a Python function to check if a given square matrix is diagonalizable, to diagonalize a matrix using its eigenvectors and eigenvalues.		
	15	Write a Python function to compute the singular value decomposition of a matrix using NumPy, Use Singular Value Decomposition (SVD) to find the rank and dimension of a matrix, and discuss how it can be used for dimensionality reduction.		
		Reference		
	1	"Linear Algebra and Its Applications" by David C. Lay, Steven R. Lay, and Judi J. McDonald, Pearson, 2020,ISBN: 978-0134860244		
	2	Linear Algebra: Concepts and Applications" by Charles R. Johnson and Dean E. Riess, Wiley, 2017,ISBN: 978-1118612596		
	3	Linear Algebra: A Modern Introduction" by David Poole, Cengage Learning, 2016, ISBN: 978-1305658004		
	4	Linear Algebra for Machine Learning" by Jason Brownlee, Machine Learning Mastery, 2021		
	5	Numerical Python: Scientific Computing and Data Science Applications with Numpy, SciPy, and Matplotlib" by Robert Johansson, Apress, 2018, ISBN: 978-1484242452		

Note: Proofs of all the results are exempted for the end semester exam.

Mapping of COs with PSOs and POs :

	PSO5	PSO6	PO1	PO2	PO3	PO4	PO5	PO6	PO7
CO 1	3	2	3	1	2	2	3	1	1
CO 2	3	2	3	1	2	2	3	1	1
CO 3	3	3	3	1	2	2	3	1	1

Correlation Levels:

Level	Correlation
-	Nil
1	Slightly / Low
2	Moderate / Medium
3	Substantial / High

Assessment Rubrics:

- Assignment/ Seminar
- Internal Exam
- Viva
- Final Exam (70%)

Mapping of COs to Assessment Rubrics:

	Internal Exam	Assignment	Seminar	Viva	End Semester Examinations
CO 1	✓	✓	✓	✓	✓
CO 2	✓	✓	✓	✓	✓
CO 3	✓	✓	✓	✓	✓

Programme	BSc Mathematics Honours			
Course Code	MAT3VN201			
Course Title	INTRODUCTION TO MACHINE LEARNING			
Type of Course	Vocational Minor – Introduction to AI			
Semester	III			
Academic Level	200-299			
Course Details	Credit	Lecture/Tutorial	Practical	Total Hours
	4	per week 3	per week 2	75
Pre-requisites	Minor 1, Minor 2 (Code)			
Course Summary	Course aims to provide basic concepts of machine learning including paradigms of supervised, unsupervised and reinforcement learning.			

Course Outcomes (CO):

CO	CO Statement	Cognitive Level*	Knowledge Category#	Evaluation Tools used
CO1	Machine Learning concepts and basic parameter estimation methods.	U	C	Internal Exam/Assignment/Seminar/ Viva / End Sem Exam
CO2	Distinguish between Supervised, Unsupervised and semi supervised learning and evaluate the performance measures	U	C	Internal Exam/Assignment/Seminar/ Viva / End Sem Exam
CO3	Apply the algorithms identifying problem situations	Ap	P	Internal Exam/Assignment/Seminar/ Viva / End Sem Exam
* - Remember (R), Understand (U), Apply (Ap), Analyse (An), Evaluate (E), Create (C) # - Factual Knowledge(F) Conceptual Knowledge (C) Procedural Knowledge (P) Metacognitive Knowledge (M)				

Detailed Syllabus:

Module	Unit	Content	Hrs (45 +30)	Ext. Marks (70)
I		Introduction to Machine Learning	10	Min.15
	1	Introduction: Machine Learning - Machine Learning Foundations		
	2	Machine Learning Paradigms- Supervised, Unsupervised, Reinforcement		
	3	Applications of Machine Learning, Case studies		
	4	Basics of parameter estimation - maximum likelihood estimation (MLE) and maximum a posteriori Estimation (MAP).		
	5	Introduction to Bayesian formulation.		
II		Supervised Learning & SVM	14	Min.15
	6	Regression – Simple Linear regression and Multiple Linear Regression		
	7	Gradient Descent algorithm and Matrix method, Overfitting in regression.		
	8	Methods for Classification- Logistic regression, Naive Bayes, Decision tree algorithm- ID3		
	9	SVM - Introduction, Maximum Margin Classification, Mathematics behind Maximum Margin Classification		
	10	Maximum Margin linear separators, soft margin SVM classifier, non-linear SVM		
		Performance Measures & Unsupervised Learning		
	12	Regression Evaluation Metrics – Mean Absolute Error (MAE), Mean Squared Error (MSE), Root Mean Squared Error (RMSE), R-squared (Coefficient of Determination)		

III	13	Classification Evaluation Metrics - Precision, Recall, Accuracy, F-Measure, Receiver Operating Characteristic Curve (ROC), Area Under Curve (AUC)	11	Min.15
	14	Bootstrapping, Cross Validation, Ensemble methods, Bias-Variance decomposition.		
	15	Clustering - Similarity measures, Hierarchical Agglomerative Clustering, K-means partitional clustering		
	16	Expectation maximization (EM) for soft clustering		
	17	Dimensionality reduction –Principal Component Analysis, t-Distributed Stochastic Neighbour Embedding (t-SNE)		
IV		Introduction to Advanced Machine Learning	10	Min.15
	18	Introduction to Reinforcement Learning, Learning Task		
	19	Learning Models for Reinforcement – (Markov Decision process, Q Learning - Q Learning function, Q Learning Algorithm), Application of Reinforcement Learning		
	20	Introduction to Neural Network, Perceptron, Multilayer feed forward network,		
	21	Activation functions (Sigmoid, ReLU, Tanh), Back - propagation algorithm.		
	22	Case Study: Applying Reinforcement Learning in Autonomous Vehicle Navigation Case Study: Predicting Customer Churn in Telecommunications Industry using Neural Networks		
		Practical's	30	
	1	Create a dataset containing measurements of the heights of students in a class. Estimate the parameters of a normal distribution that best describes the distribution of heights using Maximum Likelihood Estimation (MLE)		

2	The probability that it is Friday and that a student is absent is 3 %. Since there are 5 school days in a week, the probability that it is Friday is 20 %. What is the probability that a student is absent given that today is Friday? Apply Baye's rule in python to get the result		
3	Implement Simple Linear regression using python		
4	Implement Multiple Linear regression using python		
5	Implement the Logistic regression algorithm		
6	Write a program to implement the naïve Bayesian classifier for a sample training data set stored as a .CSV file. Compute the accuracy of the classifier, considering few test data sets		
7	Write a program to demonstrate the working of the decision tree based ID3 algorithm. Use an appropriate data set for building the decision tree and apply this knowledge to classify a new sample.		
8	Create a dataset containing information about the prices of houses in a certain city. The dataset includes various features such as the size of the house, number of bedrooms, location, and age of the house, as well as the corresponding sale prices. Your task is to build a regression model to predict the sale price of houses based on their features and evaluate the model's performance using appropriate evaluation metrics (MAE, MSE, RMSE, R-squared)		
9	Implement the support vector machine algorithm		
10	Create a dataset containing information about customers of a telecommunications company. The dataset includes features such as customer demographics, service usage, and contract details, as well as a binary target variable indicating whether each customer churned (1) or not (0). Your task is to build a classification model to predict customer churn based on the available features. Evaluate the trained model's performance on the testing data using the following evaluation metrics: Accuracy, Precision, Recall, F1-score and ROC Curve. Use SVM Classification		
11	Program to implement K-Means clustering Algorithm		

	12	Create dataset containing information about customers of a retail store, including features such as age, income, and spending score. Your task is to perform clustering on the dataset to identify distinct groups of customers based on their purchasing behaviour. Use K-means Algorithm		
	13	Implement Dimensionality reduction using Principal Component Analysis (PCA) method		
	14	Implementing a simple reinforcement learning algorithm		
	15	Create a dataset containing information about patients with diabetes, including features such as age, BMI, blood pressure, and glucose levels, as well as an indication of whether each patient has diabetes or not. Your task is to build a simple neural network classifier to predict whether a patient has diabetes based on their features		
	References			
	1.	M. Gopal, "Applied Machine Learning", McGraw Hill Education		
	2.	Tom M Mitchell, —Machine Learning, First Edition, McGraw Hill Education, 2013		
	3.	Machine Learning: A Probabilistic Perspective by Kevin P. Murphy		
	4.	Ethem Alpaydin, Introduction to Machine Learning, 2nd edition, MIT Press 2010.		

Note: Proofs of all the results are exempted for the end semester exam.

Mapping of COs with PSOs and POs :

	PSO5	PSO6	PO1	PO2	PO3	PO4	PO5	PO6	PO7
CO 1	3	2	3	2	3	2	3	1	2
CO 2	2	3	3	2	3	2	3	1	2
CO 3	2	3	3	2	3	2	3	1	2

Correlation Levels:

Level	Correlation
-	Nil
1	Slightly / Low
2	Moderate / Medium
3	Substantial / High

Assessment Rubrics:

- Assignment/ Seminar
- Internal Exam
- Viva
- Final Exam (70%)

Mapping of COs to Assessment Rubrics:

	Internal Exam	Assignment	Seminar	Viva	End Semester Examinations
CO 1	✓	✓	✓	✓	✓
CO 2	✓	✓	✓	✓	✓
CO 3	✓	✓	✓	✓	✓

Programme	BSc Mathematics Honours			
Course Code	MAT8VN401			
Course Title	INTRODUCTION TO ARTIFICIAL INTELLIGENCE			
Type of Course	Vocational Minor – Introduction to AI			
Semester	VIII			
Academic Level	400-499			
Course Details	Credit	Lecture/Tutorial	Practical	Total Hours
	4	per week 3	per week 2	75
Pre-requisites	Python Programming, Foundation of Mathematics, Machine Learning			
Course Summary	This course on "Introduction to Artificial Intelligence" offers a thorough exploration of AI fundamentals and techniques. Covering topics like representation, search algorithms, and intelligent agents, students' progress to advanced concepts including knowledge representation, neural networks, and practical implementations. With hands-on sessions focusing on algorithm implementation and machine learning models, students gain both theoretical understanding and practical skills essential for AI development.			

Course Outcome

CO	CO Statement	Cognitive Level*	Knowledge Category#	Evaluation Tools used
CO1	Understand foundation principles, mathematical tools and program paradigms of AI and Apply problem solving through search for AI applications	U	C	Internal exam/ Assignment/ Seminar/ External/ Practical Assessment
CO2	Understand formal methods of knowledge representation and Apply logic and reasoning techniques to AI applications	U	P	Internal exam/ Assignment/ Seminar/ External/ Practical Assessment
CO3	Apply intelligent agents for Artificial Intelligence programming techniques	Ap	P	Internal exam/ Assignment/ Seminar/ External/ Practical Assessment
* - Remember (R), Understand (U), Apply (Ap), Analyse (An), Evaluate (E), Create (C) # - Factual Knowledge(F) Conceptual Knowledge (C) Procedural Knowledge (P) Metacognitive Knowledge (M)				

Module	Unit	Content	Hrs (45 +30)	Ext. Marks (70)
I		Introduction to Artificial Intelligence	10	Min.15
	1	Introduction to AI, History and Evolution of AI, Applications		
	2	Introduction to representation and search		
	3	The Propositional calculus, Predicate Calculus, Calculus expressions and Applications		
	4	State Space Search, Production Systems, Problem Characteristics, types of production systems, Graph theory		
	5	Intelligent Agents: Agents and Environments, The nature of environments, The structure of agents. concept of rationality, the nature of environments, structure of agents, problem solving agents, problem formulation		
II		Search Strategies	14	Min.15
	6	Uninformed Search Strategies - Breadth First Search, Depth First Search, Depth Limited Search, Iterative Deepening Depth First Search		
	7	Bidirectional Search, Comparison of Uninformed search Strategies, Searching with partial information		
	8	Sensor-less problems, Contingency problems		
	9	Informed Search Strategies - Generate& test, Hill Climbing, Best First Search		
	10	A* and AO* Algorithm, Constraint satisfaction, Backtracking Search		
	11	Game playing: Minimax Search, Alpha-Beta Cutoffs		
	12	Optimal Decisions in Games, Stochastic Games		
III		Knowledge Representation	13	Min.15
	13	Knowledge Representation -Knowledge based agents, Wumpus world		
	14	Knowledge Representation -issues, The frame problem.		
	15	First order Logic: Representation, Inference, Reasoning Patterns, Resolution, Forward and Backward Chaining		

	16	Propositional Logic: Representation, Inference, Reasoning Patterns, Resolution, Forward and Backward Chaining		
	17	Agent based and distributed problem solving		
	18	Introduction to Expert System Technology, Bayes Rule, Bayesian Network, Hidden Markov Model, Decision Network		
IV		Introduction to ANN	8	Min.15
	19	Introduction ANN, biological neuron, Artificial neuron		
	20	Perceptron Learning		
	21	Back Propagation algorithm		
	22	Introduction to Natural Language Processing, Pattern recognition Case study - Enhancing Customer Service with AI-Powered Chatbots		
		Practical's	30	
	1	Write a program to implement depth first search algorithm.		
	2	Write a program to implement breadth first search algorithm.		
	3	Write a program to simulate 4-Queen / N-Queen problem.		
	4	Write a program to solve tower of Hanoi problem.		
	5	Write a program to implement alpha beta search.		
	6	Write a program for Hill climbing problem.		
	7	Write a program to implement A*algorithm		
	8	Write a program to implement AO*algorithm		
	9	Design the simulation of tic-tac-toe game using min-max algorithm		
	10	Write a program to shuffle Deck of cards		
	11	Write a program to derive the predicate.		
	12	Solve constraint satisfaction problem (a) Derive the expressions based on Associative law		

		(b)Derive the expressions based on Distributive law.		
	13	Develop a simple text-based game using Python that simulates a classic "Guess the Number" game. The game should generate a random number between 1 and 100 and prompt the player to guess the number. After each guess, the game should provide feedback to the player (e.g., "Too high", "Too low", or "Correct!") and keep track of the number of attempts it takes for the player to guess the correct number. Once the player guesses the correct number, the game should display the number of attempts and ask if the player wants to play again		
	14	Train a simple machine learning model, such as a linear regression or logistic regression classifier, using a dataset of your choice and evaluate its performance using appropriate metrics.		
	15	Implement a decision tree classifier from scratch and apply it to a classification task with a real-world dataset		
		References		
	1	S. Russel and p. Norvig, Artificial intelligence – A Modern Approach, 3rdEdn, Pearson		
	2	Artificial Intelligence: Elaine Rich, Kevin Knight, McGrawHill		
	3	Artificial Intelligence by Luger (Pearson Education)		
	4	D W Patterson, introduction to Artificial Intelligence and Expert Systems, PHI, 1990		
	5	Deep Learning by Ian Goodfellow, Yoshua Bengio, and Aaron Courville:		

Note: Proofs of all the results are exempted for the end semester exam.

Mapping of COs with PSOs and POs :

	PSO5	PSO6	PO1	PO2	PO3	PO4	PO5	PO6	PO7
CO 1	3	1	3	2	3	2	3	1	2
CO 2	3	2	3	2	3	2	3	1	2
CO 3	2	3	3	2	3	2	3	1	2

Correlation Levels:

Level	Correlation
-	Nil
1	Slightly / Low
2	Moderate / Medium
3	Substantial / High

Assessment Rubrics:

- Assignment/ Seminar
- Internal Exam
- Viva
- Final Exam (70%)

Mapping of COs to Assessment Rubrics:

	Internal Exam	Assignment	Seminar	Viva	End Semester Examinations
CO 1	✓	✓	✓	✓	✓
CO 2	✓	✓	✓	✓	✓
CO 3	✓	✓	✓	✓	✓

Programme	BSc Mathematics Honours			
Course Code	MAT1VN102			
Course Title	STATISTICS FOR DATA SCIENCE			
Type of Course	Vocational Minor – Introduction to Data Science			
Semester	I			
Academic Level	100-199			
Course Details	Credit	Lecture/Tutorial	Practical	Total Hours
	4	per week 3	per week 2	75
Pre-requisites	Foundations in mathematics			
Course Summary	Course aims to provide basic concepts such as central tendency, probability, sampling and testing			

Course Outcomes (CO):

CO	CO Statement	Cognitive Level*	Knowledge Category#	Evaluation Tools used
CO1	Understand measures of central tendency , dispersion, regression	U	C	Internal exam/ Assignment/ Seminar/ External/ Practical Assessment
CO2	Distinguish discrete and continuous distributions and its properties	U	C	Internal exam/ Assignment/ Seminar/ External/ Practical Assessment
CO3	Analyse data using testing hypothesis	An	C	Internal exam/ Assignment/ Seminar/ External/ Practical Assessment
* - Remember (R), Understand (U), Apply (Ap), Analyse (An), Evaluate (E), Create (C) # - Factual Knowledge(F) Conceptual Knowledge (C) Procedural Knowledge (P) Metacognitive Knowledge (M)				

Detailed Syllabus:

Module	Unit	Content	Hrs (45 +30)	Ext. Marks (70)
I		Descriptive statistics	11	Min.15
	1	Measures of central tendency: - mean, median, mode		
	2	Measures of dispersion: Range, Mean deviation, Quartile deviation and Standard deviation		
	3	Moments, Skewness and Kurtosis,		
	4	Correlation - Linear correlation		
	5	Karl Pearson's coefficient of Correlation, Rank correlation		
	6	Linear regression- Simple and Multiple		
II		Probability	7	Min.15
	7	Sample space, Events, Different approaches to probability		
	8	Addition and multiplication theorems on probability		
	9	Independent events, Conditional probability		
	10	Bayes Theorem		
III		Probability Distributions	12	Min.15
	11	Random variables, Probability density functions and distribution functions		
	12	Marginal density functions, Joint density functions		
	12	Mathematical expectations		
	14	Moments and moment generating functions		
	15	Discrete probability distributions – Binomial, Poisson distribution		
	16	Continuous probability distributions- uniform distribution and normal distribution.		
III		Sampling and Testing		
	17	Theory of Sampling: - Population and sample, Types of sampling Theory of Estimation: - Introduction, point estimation		

	18	methods of point estimation-Maximum Likelihood estimation and method of moments, Central Limit Theorem(Statement only)	15	Min.15
	19	Null and alternative hypothesis, types of errors, level of significance, critical region		
	20	Large sample tests – Testing of hypothesis concerning mean of a population and equality of means of two populations		
	21	Small sample tests – t Test for single mean, difference of means. Paired t-test		
	22	Chi-square test (Concept of test statistic χ^2/σ^2), F test - test for equality of two population variances		
	23	ANOVA – one-way & two-way classification		
		Practical using MS Excel	30	
		<ol style="list-style-type: none"> 1. Calculate the mean, median, and mode of a dataset. 2. Calculate the range of a dataset. 3. Calculate the mean deviation of a dataset. 4. Calculate the quartile deviation of a dataset. 5. Calculate the standard deviation of a dataset. 6. Calculate skewness and kurtosis of a dataset. 7. Compute the Karl Pearson's coefficient of correlation between two variables. 8. Calculate rank correlation (e.g., Spearman's rank correlation) between two variables. 9. Perform simple linear regression analysis. 10. Perform multiple linear regression analysis. 11. Calculate probabilities of events using different approaches (e.g., classical, relative frequency, subjective). 12. Apply addition and multiplication theorems of probability to solve problems. 13. Calculate conditional probabilities and use Bayes' Theorem. 14. Generate random samples from various probability distributions (e.g., binomial, Poisson, normal) and calculate relevant statistics. 15. Conduct hypothesis testing using Excel functions for large sample tests (e.g., z-test, t-test), small sample tests (e.g., t-test for single mean, paired t-test), chi-square test, F-test, and ANOVA. 		
		References		
	1	Fundamentals of statistics: S. C. Gupta, 6th Revised and enlarged edition April 2004, Himalaya Publications		

	2	Fundamentals of Mathematical Statistics- S. C. Gupta,V. K. Kapoor. Sultan Chand Publications		
	3	Introduction to Mathematical Statistics - Robert V. Hogg & Allen T. Craig. Pearson education		
	3	Probability and Statistics for Engineering and the Sciences, Jay L. Devore, Cengage Learning, January 2022, ISBN for the 10th Edition: 978-1305251809		

Note: Proofs of all the results are exempted for the end semester exam.

Mapping of COs with PSOs and POs :

	PSO5	PSO6	PO1	PO2	PO3	PO4	PO5	PO6	PO7
CO 1	2	1	3	1	3	3	3	1	2
CO 2	2	1	3	1	3	3	3	1	2
CO 3	3	2	3	2	3	3	3	2	3

Correlation Levels:

Level	Correlation
-	Nil
1	Slightly / Low
2	Moderate / Medium
3	Substantial / High

Assessment Rubrics:

- Assignment/ Seminar
- Internal Exam
- Viva
- Final Exam (70%)

Mapping of COs to Assessment Rubrics:

	Internal Exam	Assignment	Seminar	Viva	End Semester Examinations
CO 1	✓	✓	✓	✓	✓
CO 2	✓	✓	✓	✓	✓
CO 3	✓	✓	✓	✓	✓

Programme	BSc Mathematics Honours			
Course Code	MAT2VN102			
Course Title	R PROGRAMMING			
Type of Course	Vocational Minor – Introduction to Data Science			
Semester	II			
Academic Level	100-199			
Course Details	Credit	Lecture/Tutorial	Practical	Total Hours
	4	per week 3	per week 2	75
Pre-requisites	Foundations in Mathematics, Programming Fundamentals			
Course Summary	Course aims to provide R programming fundamentals and algorithm writing			

Course Outcomes (CO):

CO	CO Statement	Cognitive Level*	Knowledge Category#	Evaluation Tools used
CO1	Understand the basic programming structure of R, visualization of models and their inference.	U	P	Internal exam/ Assignment/ Seminar/ External/ Practical Assessment
CO2	Apply statistical functions, models and their Inferences	Ap	P	Internal exam/ Assignment/ Seminar/ External/ Practical Assessment
CO3	Design data model, visualization and inference of dataset to gain insights	C	P	Internal exam/ Assignment/ Seminar/ External/ Practical Assessment

* - Remember (R), Understand (U), Apply (Ap), Analyse (An), Evaluate (E), Create (C)
- Factual Knowledge(F) Conceptual Knowledge (C) Procedural Knowledge (P) Metacognitive Knowledge (M)

Detailed Syllabus:

Module	Unit	Content	Hrs (45 +30)	Ext. Marks (70)
I		Introduction to R	10	Min.10
	1	Introduction to R: R Studio, Basic components in R Studio.		
	2	Basic R syntax: variables, data types, operators		
	3	Working with Data structures Vectors, List, Matrices & Arrays, Factors and Data frame		
	4	Control structures (if-else statements, Loops) & Functions		
	5	Measures of Central Tendency & Dispersion		
II		Data Manipulation and Visualization with R	13	Min.20
	6	Importing and exporting data in R (CSV, Excel, Xml, Json, databases)		
	7	Data Cleaning: Exploring raw data, Missing values, Zeros and NAs – Separating, Uniting Columns, String Manipulation, Filling Missing values		
	8	Data manipulation with dplyr: filtering, selecting, mutating, summarizing		
	9	Basic Charts: Pie, Bar, Histogram, Boxplot and Scatterplot		
	10	Data visualization with ggplot2: creating plots (scatter plots, bar plots, line plots)		
III		Statistical Analysis with R	9	Min.15
	12	Overview of statistical analysis in R		
	13	Descriptive statistics: mean, median, standard deviation, variance		
	14	Probability distributions and random variables		
	15	Hypothesis testing: t-tests, chi-square tests, ANOVA		
	16	Linear regression analysis: simple and multiple regression		

	17	Introduction to statistical modelling with R		
IV		Introduction to Machine Learning with R	13	Min.15
	18	Introduction to machine learning concepts and algorithms		
	19	Supervised learning techniques: classification and regression		
	20	Unsupervised learning techniques: clustering and dimensionality reduction		
	21	Case study – Explore Diamond dataset for prize prediction		
	22	Applied Analytics – HR, Finance & Marketing, Case studies		
		Practical's	30	
	1	Write a R program to take input from user (name, age, occupation, salary) and display the values with datatypes. Also print version of R installation.		
	2	Write a R program to calculate the sum of numbers from 1 to 10.		
	3	Write a R Program to create a list containing a vector, a matrix and a list and write a code for the following. 1) Give names to the elements in the list 2) Add element at the end of the list 3) Remove the second element		

4	<p>R program to create a data frame of student with four given vectors and write a code</p> <ol style="list-style-type: none"> 1) to get the structure of a given data frame. 2) to get the statistical summary and nature of the data of a given data frame. 3) to extract specific column from a data frame using column name. 4) to extract first two rows from a given data frame. 5) to extract 3rd and 5th rows with 1st and 3rd columns from a given data frame. 6) to add a new column in a given data frame. 7) to add new row(s) to an existing data frame. 8) to drop column(s) by name from a given data frame. 9) to drop row(s) by number from a given data frame. a) 10) to extract the records whose grade is greater than 9
5	Write a R program to find biggest of 3 number (if -else)
6	Write a R program to find sum of elements of vector and to find minimum and maximum elements of vector (loop)
7	<p>Write a R program to Import a CSV file named 'data.csv' into a data frame named 'data_df'.</p> <ol style="list-style-type: none"> a) Display the structure of the 'data_df' data frame using the 'str()' function. b) Print the first few rows of the data frame to inspect the data using the 'head()' function. c) Calculate summary statistics (mean, median, min, max) for numerical variables in the data frame using the 'summary()' function.

8	<p>Write a Program in R for Missing value imputation</p> <ol style="list-style-type: none"> 1) Load the 'iris' dataset into a data frame named 'iris_df'. 2) Introduce missing values into the 'iris_df' dataset by randomly replacing a certain percentage of values with NA. 3) Display the summary of missing values in the dataset using the 'is.na()' and 'colSums()' functions. 4) Impute missing values in the dataset using a simple technique (e.g., replacing missing values with the mean or median of the corresponding column). 5) Verify that there are no missing values remaining in the dataset after imputation. 6) Compare summary statistics (mean, median, min, max) of the dataset before and after missing value imputation.
9	<p>Import a dataset from a CSV file and use dplyr to filter rows based on a condition.</p>
10	<p>Write a R Program to print data in different graph formats (Histogram, Pie, Bar, Boxplot, Scatterplot)</p>
11	<p>Write a R program to visualize different plot using ggplot</p> <ol style="list-style-type: none"> 1) Load the 'iris' dataset into a data frame named 'iris_df'. 2) Create a scatter plot of 'Sepal.Length' against 'Sepal.Width' with points colored by 'Species'. 3) Generate a box plot of 'Petal.Length' for each 'Species'. 4) Create a histogram of 'Sepal.Length' with customized bin widths and colors. 5) Generate a density plot of 'Petal.Width' for each 'Species' overlaid on the same plot. 6) Create a bar plot showing the count of each 'Species' in the dataset. 7) Generate a violin plot of 'Petal.Length' for each 'Species' with custom fill colors. 8) Create a line plot showing the trend of 'Sepal.Length' over 'Petal.Length' for each 'Species'. 9) Combine multiple plots into a single visualization using facets based on 'Species'. 10) Customize the appearance of the plots by adding titles, axis labels, legends, and adjusting plot aesthetics (e.g., colors, transparency).
12	<p>Write a Program to find mean, median, standard deviation and variance</p>

	13	The heights of 6 randomly chosen sailors are 63,65,68,69,71,72 inches. Those of 10 randomly chosen soldiers are 61,62,65,66,69,69,70,71,72,73 inches. Discuss whether this data gives a suggestion that the sailors are taller than soldiers. Aim: To test the claim that sailors are taller than soldiers (t-test)		
	14	Write a R Program to Apply Simple Linear Regression and Multiple Linear Regression		
	15	Write a R Program to Apply K-means clustering algorithm to the data and visualize the clusters.		
		References		
	1	Hands-On Programming with R by Garrett Golemund		
	2	R Cookbook by Winston Chang, Paul Teetor, and Joseph Adler		
	3	Beginning R: The Statistical Programming Language by Mark Gardener		
	4	The Art of R Programming by Norman Matloff		
	5	Advanced R by Hadley Wickham		

Note: Proofs of all the results are exempted for the end semester exam.

Mapping of COs with PSOs and POs :

	PSO5	PSO6	PO1	PO2	PO3	PO4	PO5	PO6	PO7
CO 1	3	3	3	2	3	3	3	2	2
CO 2	3	3	3	2	3	3	3	2	2
CO 3	3	3	3	2	3	3	3	2	2

Correlation Levels:

Level	Correlation
-	Nil
1	Slightly / Low
2	Moderate / Medium
3	Substantial / High

Assessment Rubrics:

- Assignment/ Seminar
- Internal Exam
- Viva
- Final Exam (70%)

Mapping of COs to Assessment Rubrics:

	Internal Exam	Assignment	Seminar	Viva	End Semester Examinations
CO 1	✓	✓	✓	✓	✓
CO 2	✓	✓	✓	✓	✓
CO 3	✓	✓	✓	✓	✓

Programme	BSc Mathematics Honours			
Course Code	MAT3VN202			
Course Title	DATA MINING			
Type of Course	Vocational Minor – Introduction to Data Science			
Semester	III			
Academic Level	200-299			
Course Details	Credit	Lecture/Tutorial	Practical	Total Hours
		per week	per week	
	4	3	2	75
Pre-requisites	Basic Knowledge in MS Excel			
Course Summary	Course aims to provide basic data mining techniques using Weka tool			

Course Outcome:

CO	CO Statement	Cognitive Level*	Knowledge Category#	Evaluation Tools used
CO1	Understand the fundamental concepts and principles of data mining	U	C	Internal exam/ Assignment/ Seminar/ External/ Practical Assessment
CO2	Understand the mining techniques like association, classifications and clustering on datasets	U	P	Internal exam/ Assignment/ Seminar/ External/ Practical Assessment
CO3	Apply data mining techniques to real-world datasets	Ap	P	Internal exam/ Assignment/ Seminar/ External/ Practical Assessment

* - Remember (R), Understand (U), Apply (Ap), Analyse (An), Evaluate (E), Create (C)
- Factual Knowledge(F) Conceptual Knowledge (C) Procedural Knowledge (P) Metacognitive Knowledge (M)

Detailed Syllabus:

Module	Unit	Content	Hrs (45 +30)	Ext. Marks (70)
I		Introduction to Data Mining	8	Min 15
	1	Data Warehousing - Data warehousing architecture, Warehouse Schema, Data warehouse backend process, Multidimensional Data Model		
	2	OLAP Operations, Introduction to KDD process, Data mining		
	3	Data mining Functionalities, Classification of Data Mining Systems.		
	4	Data Warehousing Case Study: Government, Tourism and Industry		
	5	Data Preprocessing - Data Cleaning, Data Integration and Transformation, Data Reduction, Data discretization		
II		Association Analysis	7	Min 15
	6	Association Analysis - Basic Concepts, Frequent Item set Mining Methods: Apriori Algorithm, generating association Rules from Frequent Item sets, Improving the Efficiency of Apriori.		
	7	Evaluation of Association Patterns, Visualization, Partition algorithm A Case Study on Association using Orange Tool		
	8	Dynamic Item set Counting algorithm- FP-tree growth algorithm-Incremental Algorithm-Border algorithm		
III		Classification & Prediction	14	Min 15
	9	Classification Technique: Introduction, Decision Trees: Tree Construction Principle – Attribute Selection measure – Tree Pruning - Decision Tree construction Algorithm – CART – ID3		
	10	Bayesian Classification: Bayes’ theorem, Naïve Bayesian Classification		
	11	K- Nearest Neighbour Classifiers, Support Vector Machine. Evaluating the performance of a Classifier, Methods for comparing classifiers, Visualization		
	12	Case Study of Classification using Orange Tool		

	13	Linear Regression, Nonlinear Regression, Other Regression-Based Methods		
IV		Clustering	16	Min 15
	14	Clustering techniques: Data Attribute Types – Data Similarity and Dissimilarity		
	15	Partitioning Methods: k-Means and k- Medoids, CLARANS		
	16	Hierarchical Method: Agglomerative and Divisive Hierarchical Clustering		
	17	Density-based Clustering - DBSCAN, Grid based clustering-STING		
	18	Evaluation of Clustering Method		
	19	Case Study of Clustering using Orange Tool		
	20	Introduction to Web Mining - Basic concepts, Web content mining, Web structure mining, Web usage mining		
	21	Introduction to Text mining, Text Preprocessing, Text clustering		
	22	Case Study – Web Mining: Analysing User Behaviour on E-commerce Website Case Study - Sentiment Analysis of Customer Reviews		
		Practical's	30	
	1	Installation of WEKA Tool		
	2	Creating new Arff File		
	3	Pre-Processes Techniques on Data Set		
	4	Pre-process a given dataset based on Handling Missing Values		
	5	Generate Association Rules using the Apriori Algorithm		
	6	Generating association rules using FP growth algorithm		
	7	Build a Decision Tree by using ID3 algorithm		
	8	Build a Naïve Bayesian Classifier		
	9	Build a K- Nearest Neighbour Classifiers		
	10	Build a Support Vector Machine		

	11	Build a Linear Regression		
	12	Build K-Means Algorithm		
	13	Build K-Medoids Algorithm		
	14	Build Hierarchical Clustering Algorithms		
	15	Create Student. ariff file to suggest better college using Decision tree		
		References		
	1	Arun K Pujari, "Data Mining Techniques", Universities Press. 2012		
	2	Pang-Ning Tan, Michael Steinbach, Vipin Kumar, 'Introduction to Data Mining'		
	3	G. K. Gupta, "Introduction to Data Mining with Case Studies", Easter Economy Edition, Prentice Hall of India, 2006.		
	4	Data Mining: Practical Machine Learning Tools and Techniques" by Ian H. Witten, Eibe Frank, Mark A. Hall, and Christopher J. Pal:		
	5	Data Mining: Concepts and Techniques" by Jiawei Han, Micheline Kamber, and Jian Pei:		

Note: Proofs of all the results are exempted for the end semester exam.

Mapping of COs with PSOs and POs :

	PSO5	PSO6	PO1	PO2	PO3	PO4	PO5	PO6	PO7
CO 1	3	2	3	2	3	2	3	1	2
CO 2	2	3	3	2	3	2	3	1	2
CO 3	2	3	3	2	3	2	3	1	2

Correlation Levels:

Level	Correlation
-	Nil
1	Slightly / Low
2	Moderate / Medium
3	Substantial / High

Assessment Rubrics:

- Assignment/ Seminar
- Internal Exam
- Viva
- Final Exam (70%)

Mapping of COs to Assessment Rubrics:

	Internal Exam	Assignment	Seminar	Viva	End Semester Examinations
CO 1	✓	✓	✓	✓	✓
CO 2	✓	✓	✓	✓	✓
CO 3	✓	✓	✓	✓	✓

Programme	BSc Mathematics Honours			
Course Code	MAT8VN402			
Course Title	DATA VISUALIZATION			
Type of Course	Vocational Minor – Introduction to Data Science			
Semester	VIII			
Academic Level	400-499			
Course Details	Credit	Lecture/Tutorial	Practical	Total Hours
	4	per week 3	per week 2	75
Pre-requisites	Minor 1 and minor 2			
Course Summary	Course aims to provide data visualization techniques using R programming and interactive chart building			

Course Outcomes (CO):

CO	CO Statement	Cognitive Level*	Knowledge Category#	Evaluation Tools used
CO1	Understand the methods for visualizing data	U	C	Internal exam/ Assignment/ Seminar/ External/ Practical Assessment
CO2	Apply Visualization methods for different data domains	Ap	P	Internal exam/ Assignment/ Seminar/ External/ Practical Assessment
CO3	Design an Interactive data visualization story board for data	C	C	Internal exam/ Assignment/ Seminar/ External/ Practical Assessment
* - Remember (R), Understand (U), Apply (Ap), Analyse (An), Evaluate (E), Create (C) # - Factual Knowledge(F) Conceptual Knowledge (C) Procedural Knowledge (P) Metacognitive Knowledge (M)				

Detailed Syllabus:

Module	Unit	Content	Hrs (45 +30)	Ext. Marks (70)
I		Introduction to Data Visualization	8	Min.10
	1	Definition, Methodology, Data Visualization and Theory, Visualization Design objectives		
	2	Key Factors – Purpose, visualization function and tone, visualization design options – Data representation, Data Presentation		
	3	Seven stages of data visualization, widgets, and introduction to different data visualization tools		
	4	Computational Statistics and Data Visualization, Presentation and Exploratory Graphics		
	5	Graphics and Computing, Statistical Historiography		
II		Visualizing Data Methods	13	Min.15
	6	Mapping, Time series, Connections and correlations - Scatter plot maps		
	7	Hierarchies and Recursion – introduction to Networks and Graphs, Info graphics		
	8	Complete Plots, Customization of plots -Parameters, Arranging Plots, Annotation,		
	9	Extensibility-Building Blocks, Combining Graphical Elements, 3-D Plots, Data Handling		
	10	Data and Graphs, Graph Layout Techniques, Graph Drawing		
	11	Bipartite Graphs, Hierarchical Trees, Spanning Trees, Networks, Directed Graphs, Tree maps		
III		Data visualization using R	12	Min.20
	12	Environment setup - R and RStudio, Basic plotting functions in R		
	13	Creating scatter plots, histograms, pie chat, bar charts, Boxplot, violin plot, line chart, heatmap, Customizing plot appearance,		
	14	Introduction to ggplot2, Grammar of graphics, creating static plots with ggplot2, Customizing plots with themes and scales		

	15	Introduction to plotly for interactive plotting, Creating interactive scatter plots, line plots, and bar charts, Adding interactivity with tooltips, zooming, and brushing		
	16	Designing interactive dashboards with Shiny and plotly, Other Visualization Pacakges		
IV	Introduction to Tableau		12	Min.15
	17	Environment Setup, Design flow, Data Types, File Types		
	18	Data Source - Custom Data View, Extracting Data, Field operations, Metadata, Data Joining and Blending		
	19	Worksheets- Adding, renaming, reordering Worksheet, Workbook Calculations		
	20	Sort and Filters- Sorting, Quick filtering, Context filtering, Condition filtering, Filter operations		
	21	Tableau Charts — Bar Chart, Line Chart, Multiple Measure Line Chart, Pie Chart		
	22	Scatter Plot, Bubble Chart, Bullet Graph, Box Plot, Dashboard – Formatting – Forecasting – Trend Lines		
	Practical's using R		30	
	1	<p>Exploring Data with Basic Plots</p> <ul style="list-style-type: none"> · Load a dataset (e.g., Iris dataset) into R. · Create scatter plots, histograms, and box plots to explore the distribution of variables. · Label axes, add titles, and customize colors and styles 		
	2	<p>Visualizing Relationships</p> <ul style="list-style-type: none"> · Choose a dataset with multiple variables. · Create scatter plots to visualize relationships between pairs of variables. · Use color or shape to represent categorical variables. · Analyze patterns and correlations in the data 		

3	<p>Time Series Visualization</p> <ul style="list-style-type: none"> · Load a time series dataset (e.g., stock prices, weather data) into R. · Create line plots to visualize trends and fluctuations over time. · Use different line styles or colors to represent multiple time series. · Add labels, titles, and annotations to the plot 		
4	<p>Bar and Pie Charts:</p> <ul style="list-style-type: none"> · Load a dataset with categorical variables (e.g., survey responses, product categories). · Create bar charts and pie charts to visualize the distribution of categories. · Customize the appearance of the charts (e.g., colors, labels, legends). 		
5	<p>Heatmaps and Correlation Plots:</p> <ul style="list-style-type: none"> · Load a dataset with numerical variables (e.g., correlation matrix). · Create heatmaps to visualize correlations between variables. · Customize the color scheme and add annotations to the heatmap. · Interpret the patterns of correlation in the data 		
6	<p>Box Plots and Violin Plots:</p> <ul style="list-style-type: none"> · Load a dataset with numerical and categorical variables (e.g., Iris dataset). · Create box plots and violin plots to visualize the distribution of numerical variables across different categories. · Compare the use of box plots and violin plots for data visualization 		

7	<p>Interactive Visualizations with ggplot2 and Shiny:</p> <ul style="list-style-type: none"> · Create interactive plots using ggplot2 and Shiny. · Design a Shiny app with interactive controls (e.g., sliders, checkboxes) to explore different aspects of the data. 		
8	<p>Geospatial Visualization:</p> <ul style="list-style-type: none"> · Load a dataset with geographical information (e.g., map coordinates, regions). · Create maps using packages like ggmap, leaflet, or tmap to visualize spatial data. · Add layers, markers, and tooltips to the map to provide additional information 		
9	<p>Faceted Plots:</p> <ul style="list-style-type: none"> · Load a dataset with multiple groups or categories. · Create faceted plots using ggplot2 to display subsets of the data in separate panels. · Customize the appearance of each panel (e.g., axis limits, labels, titles 		
10	<p>Network Visualization:</p> <ul style="list-style-type: none"> · Load a dataset representing a network or graph (e.g., social network, co-authorship network). · Create network visualizations using packages like igraph or networkD3. · Customize the layout, node colors, and edge weights to convey information about the network structure. 		
11	<p>Word Clouds and Text Visualization:</p> <ul style="list-style-type: none"> · Load a dataset containing text data (e.g., tweets, reviews). · Create word clouds to visualize word frequency and importance. · Customize the appearance of the word cloud (e.g., colors, fonts, word sizes). 		

	12	<p>Dashboards with Plotly and Shiny:</p> <ul style="list-style-type: none"> · Design an interactive dashboard using Plotly and Shiny. · Incorporate interactive plots, tables, and controls to explore and analyze data dynamically. 		
	13	<p>Dynamic Visualizations</p> <ul style="list-style-type: none"> · Load a dataset with time-varying data (e.g., stock prices, sensor readings). · Create animated plots using package plotly. · Customize the animation settings (e.g., frame rate, transition effects) to enhance data visualization. 		
	14	<p>Visualizing Hierarchical Data</p> <ul style="list-style-type: none"> · Load a dataset with hierarchical or nested structure (e.g., organizational hierarchy, file directories). · Create tree maps, dendrograms, or sunburst plots to visualize hierarchical data structures. · Customize the appearance of the plots to highlight different levels of hierarchy. 		
	15	<p>Dashboard Design</p> <ul style="list-style-type: none"> · Design a dashboard layout with multiple visualizations and interactive components. · Arrange the visualizations in a coherent and informative manner. · Add text annotations, titles, and summaries to provide context and insights. 		
		References		
	1	Ben Fry, “Visualizing Data”, O’Reilly Media, Inc., 2007.		
	2	Scott Murray, “Interactive data visualization for the web”, O’Reilly Media, Inc., 2nd edition, 2017		
	3	Fundamentals of Data Visualization" by Claus O. Wilke		
	4	Data Visualization: A Practical Introduction" by Kieran Healy		
	5	Learning tableau by Joshua N. Milligan		

Note: Proofs of all the results are exempted for the end semester exam.

Mapping of COs with PSOs and POs :

	PSO5	PSO6	PO1	PO2	PO3	PO4	PO5	PO6	PO7
CO 1	3	1	3	2	3	2	3	1	2
CO 2	3	2	3	2	3	2	3	1	2
CO 3	2	3	3	2	3	2	3	1	2

Correlation Levels:

Level	Correlation
-	Nil
1	Slightly / Low
2	Moderate / Medium
3	Substantial / High

Assessment Rubrics:

- Assignment/ Seminar
- Internal Exam
- Viva
- Final Exam (70%)

Mapping of COs to Assessment Rubrics:

	Internal Exam	Assignment	Seminar	Viva	End Semester Examinations
CO 1	✓	✓	✓	✓	✓
CO 2	✓	✓	✓	✓	✓
CO 3	✓	✓	✓	✓	✓

MINOR COURSES

Programme	B. Sc. Mathematics Honours			
Course Code	MAT1MN101			
Course Title	CALCULUS			
Type of Course	Minor			
Semester	I			
Academic Level	100 –199			
Course Details	Credit	Lecture/Tutorial per week	Practical per week	Total Hours
	4	4	-	60
Pre-requisites	Basic Idea of Functions, Limits and Continuity			
Course Summary	This course covers fundamental concepts in calculus: It begins with introducing the idea of tangent lines, rates of change, and the derivative, illustrating their application in describing motion and finding instantaneous rates of change. Basic rules of differentiation, including the product, quotient, and power rules, as well as techniques for finding higher-order derivatives are discussed. It also covers related rates, differentials, extrema of functions, the mean value theorem, concavity, inflection points, curve sketching, indefinite and definite integrals, integration by substitution, and the geometric interpretation of the definite integral. These sections explore various calculus techniques for analysing functions, determining areas under curves, and solving real-world problems.			

Course Outcomes (CO):

CO	CO Statement	Cognitive Level*	Knowledge Category#	Evaluation Tools used
CO1	Demonstrate proficiency in finding derivatives using various differentiation techniques and apply them to describe motion, rates of change, and related rates problems.	Ap	C	Internal Exam/Assignment/ Seminar/ Viva / End Sem Exam
CO2	Analyse functions to determine extrema, concavity, and inflection points using the Mean Value Theorem, First and Second Derivative Tests, leading to effective curve sketching.	An	C	Internal Exam/Assignment/ Seminar/ Viva / End Sem Exam
CO3	Apply integration techniques to compute areas between curves, volumes of solids of revolution, arc lengths, and surface areas, culminating in understanding the Fundamental Theorem of Calculus and its applications.	Ap	C	Internal Exam/Assignment/ Seminar/ Viva / End Sem Exam
* - Remember (R), Understand (U), Apply (Ap), Analyse (An), Evaluate (E), Create (C) # - Factual Knowledge(F) Conceptual Knowledge (C) Procedural Knowledge (P) Metacognitive Knowledge (M)				

Detailed Syllabus:

Text Book		Calculus, Soo T. Tan, Brooks/Cole Cengage Learning (2010) ISBN-13: 978-0-534-46579-7.		
Module	Unit	Content	Hrs (48 +12)	Ext. Marks (70)
I	Introduction to Differentiation		14	Min 15
	1	A Quick Review of Functions, Limits, and Continuity (This unit is optional)		
	2	Section 1.5: Tangent Lines and Rates of Change - An intuitive Look, Defining a Tangent Line, Tangent lines, Secant lines and Rates of Change.		
	3	Section 2.1: The Derivative - The Derivative, Using the Derivative to Describe the Motion of the Maglev, Differentiation, Finding the Derivative of a Function, Differentiability, Differentiability and Continuity		
	4	Section 2.2: Basic Rules of Differentiation - Some Basic Rules		
	5	Section 2.3: The Product and Quotient Rules - The Product and Quotient Rules(Example 6 is optional), Extending the Power Rule, Higher- Order Derivatives		
	6	Section 2.6: The Chain Rule – Composite Functions, The Chain Rule, Applying The Chain Rule		
	7	Section 2.7 : Implicit Differentiation – Implicit Functions, Implicit Differentiation		
	8	Section 2.8: Related Rates - Related Rates Problems, Solving Related Rates Problems.		
II	Applications of Differentiation		12	Min 15
	9	Section 2.9: Differentials and Linear Approximations - Increments, Differentials, Linear Approximations		
	10	Section 3.1: Extrema of Functions - Absolute Extrema of Functions, Relative Extrema of Functions, Finding the Extreme Values of a Continuous Function on a Closed Interval		
	11	Section 3.2: The Mean Value Theorem - Rolle’s Theorem, Some Consequences of the Mean Value Theorem, Determining the Number of Zeros of a Function.		
	12	Section 3.3: Increasing and Decreasing Functions and the First Derivative Test - Increasing and Decreasing Functions, Finding the Relative Extrema of a Function		
	13	Section 3.4: Concavity and Inflection Points - Concavity, Inflection Points(Example 6 is optional), The Second Derivative Test, The roles of f' and f'' in Determining the Shape of a Graph.		
III	Introduction to Integration			
	14	Section 3.6: Curve Sketching -		

		The Graph of a Function, Guide to Curve Sketching (Up to and including Example 2)	10	Min 15
	15	Section 4.1: Indefinite Integrals - Antiderivatives, The indefinite Integral, Basic Rules of Integration.		
	16	Section 4.2: Integration by Substitution - How the method of Substitution Works, The Technique of Integration by Substitution (Example 8 is optional)		
	17	Section 4.3: Area - An Intuitive Look, Sigma Notation, Summation Formulas, Defining the Area of The Region Under the Graph of a Function (Example 9 is optional)		
	18	Section 4.4: The Definite Integral - Definition of the Definite Integral (Examples 2,3, and 4 are optional), Geometric Interpretation of the Definite Integral, The Definite Integral and Displacement, Properties of the Definite Integral.		
IV	The Main Theorem and Applications of Integration		12	Min 15
	19	Section 4.5: The Fundamental Theorem of Calculus - The Mean Value Theorem for Definite Integrals, The Fundamental Theorem of Calculus - Part 1, Fundamental Theorem of Calculus - Part 2, Evaluating Definite Integrals using Substitution, Definite Integrals of Odd and Even Functions		
	20	Section 5.1: Areas Between Curves - A Real- Life Interpretation, The Area Between Two Curves, Integrating with Respect to y		
	21	Section 5.2: Volumes: Disks, Washers, and Cross Sections - Solids of Revolution, The Disk Method, The Method of Cross Sections.		
	22	Section 5.4: Arc Length and Areas of Surfaces of Revolution - Definition of Arc Length, Length of a Smooth Curve, Surfaces of Revolution		
V	Open Ended		12	
	1	Limits Involving Infinity; Asymptotes		
	2	Derivatives of Trigonometric Functions		
	3	The General Power Rule and using the Chain Rule		
	4	Volumes Using Cylindrical Shells		
	5	Work , Moments and Centre of Mass		
	6	Taylor & Maclaurin's Series		
	7	Approximation by Taylor Series		
	8	Transcendental Functions		
	9	Improper Integrals		
	10	Numerical Integration		
References:				
1. Calculus & Analytic Geometry, 9 th Edition, George B. Thomas & Ross L. Finney, Pearson Publications.				
2. Thomas' Calculus, 14 th Edition, Maurice D. Weir, Christopher Heil, & Joel Hass, Pearson Publications.				
3. Calculus, 7 th Edition, Howard Anton, Biven, & Stephen Davis, Wiley India.				

4. Advanced Engineering Mathematics, 10th Ed, Erwin Kreyszig, John Wiley & Sons.
5. Calculus, 4th Edition, Robert T Smith and Roland B Minton, McGraw-Hill Companies
6. Calculus, 9th Edition, Soo T Tan, Brooks/Cole Pub Co.
7. Calculus, Vol 1, Tom M. Apostol, John Wiley & Sons.
8. Michael Van Biezen Calculus Lectures:
<https://youtu.be/YZYxPclo2rg?si=qKCt6ty8m5dBR4DG>

Note: 1) Optional topics are exempted for end semester examination.

2) Proofs of all the results are also exempted for the end semester exam.

Mapping of COs with PSOs and POs :

	PSO5	PSO6	PO1	PO2	PO3	PO4	PO5	PO6	PO7
CO 1	3	1	3	1	2	1	3	1	1
CO 2	2	1	3	1	3	1	3	1	2
CO 3	3	2	3	1	3	1	3	1	2

Correlation Levels:

Level	Correlation
-	Nil
1	Slightly / Low
2	Moderate / Medium
3	Substantial / High

Assessment Rubrics:

- Assignment/ Seminar
- Internal Exam
- Viva
- Final Exam (70%)

Mapping of COs to Assessment Rubrics:

	Internal Exam	Assignment	Seminar	Viva	End Semester Examinations
CO 1	✓	✓	✓	✓	✓
CO 2	✓	✓	✓	✓	✓
CO 3	✓	✓	✓	✓	✓

Programme	B. Sc. Mathematics Honours			
Course Code	MAT2MN101			
Course Title	DIFFERENTIAL EQUATIONS AND MATRIX THEORY			
Type of Course	Minor			
Semester	II			
Academic Level	100 –199			
Course Details	Credit	Lecture/Tutorial per week	Practical per week	Total Hours
	4	4	-	60
Pre-requisites	Basic Calculus			
Course Summary	This course covers a range of topics. It starts with introducing fundamental terminology and methods for solving differential equations, including separable equations, linear equations, exact equations, and equations with constant coefficients. Then it proceeds into more specialized topics such as homogeneous linear equations with constant coefficients and Cauchy-Euler equations, providing methods for their solution. Laplace transforms, including their definition, properties, and applications in solving differential equations and transforming derivatives are explored. The course concludes with an introduction to vector spaces, matrix theory and the eigenvalue problem, Fourier series, and separable partial differential equations, providing a comprehensive foundation in advanced calculus and its applications to engineering and physics.			

Course Outcomes (CO):

CO	CO Statement	Cognitive Level*	Knowledge Category#	Evaluation Tools used
CO1	Solve basic ordinary differential equations using separation of variables, linear methods, and Laplace transforms.	Ap	C	Internal Exam/Assignment/ Seminar/ Viva / End Sem Exam
CO2	Apply concepts from linear algebra, including matrices, determinants, and eigenvalues, to solve systems of equations and analyse linear systems.	Ap	C	Internal Exam/Assignment/ Seminar/ Viva / End Sem Exam
CO3	Analyse periodic functions using Fourier series and solve separable partial differential equation	An	C	Internal Exam/Assignment/ Seminar/ Viva / End Sem Exam
* - Remember (R), Understand (U), Apply (Ap), Analyse (An), Evaluate (E), Create (C) # - Factual Knowledge(F) Conceptual Knowledge (C) Procedural Knowledge (P) Metacognitive Knowledge (M)				

Detailed Syllabus:

Text		Advanced Engineering Mathematics, 6th Edition, Dennis G. Zill, Jones & Bartlett Learning LLC (2018) ISBN: 978-1-284-10590-2		
Module	Content		Hrs (48 +12)	Ext. Marks (70)
Differential Equations				
I	1	Introduction to Differential Equations - Section 1.1: Definitions and Terminology - A Definition, Classification by Type, Notation, Classification by Order, Classification by Linearity, Solution (with examples)	11	Min 15
	2	Section 2.2: Separable Equations - Introduction, A Definition, Method of Solution (with examples)		
	3	Section 2.3: Linear Equations - Introduction, A Definition, Standard Form, Method of Solution, An Initial Value Problem (Examples 4 & 5, ref section 1.1)		
	4	Section 2.4: Exact Equations - Introduction, Differential of a Function of Two Variables, Method of Solution.		
	5	Section 3.3: Homogeneous Linear Equations with Constant Coefficients - Introduction, Auxiliary Equation.		
	6	Section 3.6: Cauchy-Euler Equations - Cauchy-Euler Equation (Second Order Only), Method of Solution.		
Laplace Transforms				
II	7	Section 4.1: Definition of the Laplace Transform - Basic Definition (Definition 4.1.1 onwards)	14	Min 15
	8	Section 4.1: Definition of the Laplace Transform - L is a Linear Transform.		
	9	Section 4.2: The Inverse Transform and Transforms of Derivatives - Inverse Transforms		
	10	Section 4.2: The Inverse Transform and Transforms of Derivatives - Transforms of Derivatives		
	11	Section 7.6: Vector Spaces - Vector Space (Example 2 is optional), Subspace.		
	12	Section 7.6: Vector Spaces - Basis, Standard Bases, Dimension, Span		
Matrix Theory				
III	13	Section 8.2: Systems of Linear Algebraic Equations - Introduction, General Form, Solution, Augmented Matrix, Elementary Row Operations, Elimination Methods.	13	Min 15
	14	Section 8.2: Systems of Linear Algebraic Equations - Homogeneous Systems, Notation		
	15	Section 8.3: Rank of a Matrix - Introduction, A Definition, Row Space, Rank by Row Reduction, Rank and Linear Systems.		

	16	Section 8.4: Determinants - Introduction, A Definition (Topics up to and including Example 2).		
	17	Section 8.8: The Eigenvalue Problem - Introduction, A Definition (Topics up to and Including Example 4)		
	18	Section 8.8: The Eigenvalue Problem - Eigenvalues and Eigenvectors of A^{-1} .		
IV	Fourier Series and PDE			
	19	Section 12.2: Fourier Series - Trigonometric Series (Definition 12.2.1 onwards), Convergence of a Fourier Series.	10	Min 15
	20	Section 12.3: Fourier Cosine and Sine Series - Introduction, Even and Odd Functions, Properties, Cosine and Sine Series (Definition 12.3.1 onwards).		
	21	Section 13.1: Separable Partial Differential Equations - Introduction, Linear Partial Differential Equation, Solution of a PDE, Separation of Variables.		
	22	Section 13.1: Separable Partial Differential Equations - Classification of Equations.		
	Open Ended			
	1	Initial-Value Problems	12	
	2	Method of Integrating Factors		
	3	Differential Equations as Mathematical Models		
	4	Second Order Non-Homogeneous Equations-Method of Undetermined Coefficients, Variation of Parameters.		
	5	Linear Models – IVP and their solutions by Laplace Transform		
	6	Linear Models - BVP		
	7	Non-linear Models		
	8	Complex Eigen Values		
	9	Half- Range Fourier Series		
	10	Classical PDEs and Boundary- Value Problems		
	1	Advanced Engineering Mathematics, Erwin Kreyszig, 10 th Edition, Wiley India.		
	2	Calculus & Analytic Geometry, 9 th Edition, George B. Thomas & Ross L. Finney, Pearson Publications.		
	3	Calculus, 7 th Edition, Howard Anton, Biven, & Stephen Davis, Wiley India.		

Note: 1) Optional topics are exempted for end semester examination.

2) Proofs of all the results are also exempted for the end semester exam.

Mapping of COs with PSOs and POs :

	PSO5	PSO6	PO1	PO2	PO3	PO4	PO5	PO6	PO7
CO 1	2	1	3	1	3	3	3	1	2
CO 2	2	1	3	1	3	3	3	1	2
CO 3	3	2	3	2	3	3	3	2	3

Correlation Levels:

Level	Correlation
-	Nil
1	Slightly / Low
2	Moderate / Medium
3	Substantial / High

Assessment Rubrics:

- Assignment/ Seminar
- Internal Exam
- Viva
- Final Exam (70%)

Mapping of COs to Assessment Rubrics:

	Internal Exam	Assignment	Seminar	Viva	End Semester Examinations
CO 1	✓	✓	✓	✓	✓
CO 2	✓	✓	✓	✓	✓
CO 3	✓	✓	✓	✓	✓

Programme	B. Sc. Mathematics Honours			
Course Code	MAT3MN201			
Course Title	CALCULUS OF SEVERAL VARIABLES			
Type of Course	Minor			
Semester	III			
Academic Level	200 - 299			
Course Details	Credit	Lecture/Tutorial per week	Practical per week	Total Hours
	4	4	-	60
Pre-requisites	Calculus of Single Variable			
Course Summary	This course provides a comprehensive study of advanced calculus topics, including partial derivatives, limits, continuity, the chain rule, and vector-valued functions. Students will explore directional derivatives, tangent planes, and extrema of functions of multiple variables, as well as integral calculus techniques such as line integrals, double integrals (including those in polar coordinates), surface integrals, and the applications of these concepts in vector calculus and field theory			

Course Outcomes (CO):

CO	CO Statement	Cognitive Level*	Knowledge Category#	Evaluation Tools used
CO1	Apply Multivariable Calculus Concepts to Vector Valued Functions	Ap	P	Internal Exam/ Assignment/ Seminar/ Viva / End Sem Exam
CO2	Apply Techniques of Multivariable Integration	Ap	P	Internal Exam/ Assignment/ Seminar/ Viva / End Sem Exam
CO3	Apply Advanced Theorems in Multivariable Calculus	E	C	Internal Exam/ Assignment/ Seminar/ Viva / End Sem Exam
* - Remember (R), Understand (U), Apply (Ap), Analyse (An), Evaluate (E), Create (C) # - Factual Knowledge(F) Conceptual Knowledge (C) Procedural Knowledge (P) Metacognitive Knowledge (M)				

Detailed Syllabus:

Text book	Calculus, Soo T. Tan, Brooks/Cole Cengage Learning (2010) ISBN-13: 978-0-534-46579-7			
Module	Unit	Content	Hrs (48 +12)	Ext. Marks (70)
I	Partial Derivatives		14	17
	1	12.1: Vector Valued Functions & Space Curves		
	2	12.2: Differentiation & Integration of Vector Valued Functions		
	3	13.1: Functions of Two or More Variables (Computer Graphics and Sketching of Contour Maps are optional)		
	4	13.2: Limits & Continuity (Problems asking about the continuity of function are optional, as is the $\epsilon - \delta$ definition)		
	5	13.3: Partial Derivatives (Examples 4, 5 and 6 are optional)		
	6	13.4: Differentials (Examples 4 & 6 and Error in Approximating ΔZ are optional topics)		
	7	13.5: The Chain Rule (Example 2 is optional)		
	8	13.6: Directional Derivatives (Examples 6 and 7 are optional)		
	9	13.7: Tangent Planes & Normal Lines (Use of tangent planes in approximating surfaces is an optional topic)		
10	13.8: Extrema of Functions of Two Variables (This section is not intended for external examination)			
II	Vector Derivatives – Calculus of Scalar & Vector Fields		11	18
	11	15.1 : Vector Fields (Examples 3 and 4 are optional)		
	12	15.2: Divergence & Curl		
	13	15.3: Line Integrals		
	14	15.4: Independence of Path & Conservative Vector Fields (subsection Conservation of Energy is optional)		
III	Multiple Integration		14	18
	15	14.1: Double Integrals (Examples 2 and 3 are optional)		
	16	14.2: Iterated Integrals		

	17	14.3: Double Integrals in Polar Coordinates		
	18	14.4: Applications of Double Integrals (This section is not intended for external examination)		
	19	14.5: Surface Area (Last subsection on Area of surface given by two equations is optional)		
	20	14.6: Triple Integrals (up to and including Example 3)		
	21	14.7: Triple Integrals in Cylindrical & Spherical Coordinates		
	22	14.8: Change of Variables in Multiple Integrals (This section is not intended for external examination)		
IV	Integral Calculus of Fields & Fundamental Theorems		11	17
	23	15.5: Green's Theorem (up to and including Example 3)		
	24	15.6: Parametric Surfaces (This section is not intended for external examination)		
	25	15.7: Surface Integrals (up to and including Example 3)		
	26	15.8: Divergence Theorem (up to and including Example 3)		
	27	15.9: Stoke's Theorem (up to and including Example 3)		
V	Open Ended Module – Complex Analysis		12	
	1	Algebra of Complex Numbers, Complex Functions, Complex Differentiation		
	2	Cauchy-Riemann Equations, Analytic Functions		
	3	Complex Line Integrals		
	4	Cauchy's & Cauchy-Goursat Theorems		
	5	Cauchy's Integral Formula, Derivative Formula		
	6	Morera's & Liouville's Theorem, Fundamental Theorem of Algebra		
	7	12.3: Arc Length & Curvature		
	8	12.4: Velocity & Acceleration		
	9	12.5: Tangential & Normal Components		
	10	13.9: Lagrange Multipliers		

References:

1. Advanced Engineering Mathematics, Erwin Kreyszig, 10th Edition, Wiley India.
2. Advanced Engineering Mathematics, 6th Edition, Dennis G. Zill, Jones & Bartlett Learning LLC (2018) ISBN: 978-1-284-10590-2.
3. Calculus & Analytic Geometry, 9th Edition, George B. Thomas & Ross L. Finney, Pearson Publications.
4. Thomas' Calculus, 14th Edition, Maurice D. Weir, Christopher Heil, & Joel Hass, Pearson Publications.
5. Calculus, 7th Edition, Howard Anton, Biven, & Stephen Davis, Wiley India.

Note: 1) Optional topics are exempted for end semester examination.

2) Proofs of all the results are also exempted for the end semester exam.

Mapping of COs with PSOs and POs :

	PSO5	PSO6	PO1	PO2	PO3	PO4	PO5	PO6	PO7
CO 1	3	2	3	2	3	3	3	1	2
CO 2	3	0	3	2	3	3	3	1	2
CO 3	3	2	3	2	3	3	3	1	2

Correlation Levels:

Level	Correlation
-	Nil
1	Slightly / Low
2	Moderate / Medium
3	Substantial / High

Assessment Rubrics:

- Assignment/ Seminar
- Internal Exam
- Viva
- Final Exam (70%)

Mapping of COs to Assessment Rubrics:

	Internal Exam	Assignment	Seminar	Viva	End Semester Examinations
CO 1	✓	✓	✓	✓	✓
CO 2	✓	✓	✓	✓	✓
CO 3	✓	✓	✓	✓	✓

Programme	B. Sc. Mathematics Honours			
Course Code	MAT1MN102			
Course Title	CALCULUS OF A SINGLE VARIABLE			
Type of Course	MINOR			
Semester	I			
Academic Level	100-199			
Course Details	Credit	Lecture/Tutorial per week	Practicum per week	Total Hours
	4	4	-	60
Pre-requisites	Set theory along with an understanding of the real number system.			
Course Summary	This course provides a foundational understanding of calculus concepts: From the beginning sections students learn about limits (including one-sided limits and limits at infinity), continuity (definitions and properties), and the intermediate value theorem. Modules II and III cover differentiation techniques, including tangent lines, the definition of derivatives, rules of differentiation (product, quotient, chain), implicit differentiation, and advanced topics like L'Hopital's Rule for indeterminate forms. Module IV focuses on the analysis of functions, discussing concepts such as increasing/decreasing functions, concavity, inflection points, and techniques for identifying relative extrema and graphing polynomials.			

Course Outcomes (CO):

CO	CO Statement	Cognitive Level*	Knowledge Category#	Evaluation Tools used
CO1	Analyse limit, continuity and differentiability of a function	An	C	Internal Exam/Assignment/Seminar/ Viva / End Sem Exam
CO2	Apply rules and techniques of differentiation to solve problems, also find limit in indeterminate forms involving transcendental functions	Ap	C	Internal Exam/Assignment/Seminar/ Viva / End Sem Exam
CO3	Draw a polynomial function by analysing monotonicity, concavity and point of inflection using derivatives test	An	C	Internal Exam/Assignment/Seminar/ Viva / End Sem Exam
* - Remember (R), Understand (U), Apply (Ap), Analyse (An), Evaluate (E), Create (C) # - Factual Knowledge(F) Conceptual Knowledge (C) Procedural Knowledge (P) Metacognitive Knowledge (M)				

Detailed Syllabus:

Text book		Anton, Howard, Irl C. Bivens, and Stephen Davis. <i>Calculus: early transcendentals</i>. 10th Edition, John Wiley & Sons, 2021.		
Module	Unit	Content	Hrs 60	External Marks (70)
I	Fundamentals of Limits and Continuity		14	Min.15
	1	Section 1.1: Limits (An Intuitive Approach) - Limits, One-Sided Limits, The Relationship Between One-Sided and Two Sided Limits		
	2	Section 1.2: Computing Limits - Some Basic Limits, Limits of Polynomials and Rational Functions as $x \rightarrow a$		
	3	Section 1.2: Computing Limits - Limits involving Radicals, Limits of Piecewise-Defined Functions		
	4	Section 1.3: Limits at Infinity; End Behaviour of a Function Limits of Rational Functions as $x \rightarrow \pm\infty$ - A Quick Method for Finding Limits of Rational Functions as $x \rightarrow +\infty$ or $x \rightarrow -\infty$		
	5	Section 1.5: Continuity - Definition of Continuity, Continuity on an interval, Some Properties of Continuous Functions,		
	6	Section 1.5: Continuity - Continuity of Polynomials and Rational Functions, Continuity of Compositions, The Intermediate- Value Theorem.		
II	Differentiation		14	Min.15
	7	Section 2.1: Tangent Lines and Rates of Change - Tangent lines, Slopes and Rate of Change		
	8	Section 2.2: The Derivative Function - Definition of the Derivative Function-Topics up to and including Example 2.		
	9	Section 2.3: Introduction to Techniques of Differentiation - Derivative of a Constant, Derivative of Power Functions, Derivative of a Constant Times a Function, Derivatives of Sums and Differences, Higher Derivatives		
	10	Section 2.4: The Product and Quotient Rules - Derivative of a Product, Derivative of a Quotient, Summary of Differentiation Rules.		
	11	Section 2.5: Derivatives of Trigonometric Functions - Example 4 and Example 5 are optional		
	12	Section 2.6: The Chain Rule Derivatives of Compositions, An Alternate Version of the Chain Rule, Generalized Derivative Formulas		
	Differentiation contd :		10	
13	Section 3.1: Implicit Differentiation - Implicit Differentiation (sub section)			
14	Section 3.2: Derivatives of Logarithmic Functions -			

III		Derivative of Logarithmic Functions (sub section) Logarithmic Differentiation, Derivatives of Real Powers of x	Min.15
	15	Section 3.3: Derivatives of Exponential and Inverse Trigonometric Functions - Derivatives of Exponential Functions	
	16	Section 3.3: Derivatives of Exponential and Inverse Trigonometric Functions - Derivatives of the Inverse Trigonometric Functions	
	17	Section 3.6: L'Hopital's Rule; Indeterminate Forms - Indeterminate Forms of Type 0/0, Indeterminate Forms of Type ∞/∞	
	18	Section 3.6: L'Hopital's Rule; Indeterminate Forms - Indeterminate Forms of Type $0 \cdot \infty$, Indeterminate Forms of Type $\infty - \infty$	
IV		Applications of Differentiation	10 Min 15
	19	Section 4.1: Analysis of Functions I: Increase, Decrease, and Concavity - Increasing and Decreasing Functions	
	20	Section 4.1: Analysis of Functions I: Increase, Decrease, and Concavity - Concavity, Inflection Points	
	21	Section 4.2: Analysis of Functions II: Relative Extrema; Graphing Polynomials - Relative Maxima and Minima, First Derivative Test, Second Derivative Test	
	22	Section 4.2: Analysis of Functions II: Relative Extrema; Graphing Polynomials Geometric Implications of Multiplicity, Analysis of Polynomials	
V		Module V (Open Ended)	12
		Infinite Limits	
		Differentiability, Relation between Derivative and Continuity	
		Parametric Equations, Parametric Curves	
		Inverse Trigonometric Functions and their derivatives	
		Taylor series expansion of functions	
		Maclaurin series of $\sin x$, $\cos x$, $\tan x$, $\log(1+x)$, $\log(1-x)$ etc	
		Binomial expansion of $\frac{1}{(1+x)}$, $\frac{1}{(1-x)}$, $\frac{1}{\sqrt{1+x}}$, $\frac{1}{\sqrt{1-x}}$ etc	
		Different coordinate systems: - Cartesian, Spherical, and Cylindrical coordinates	
		Conic sections with vertex other than the origin	
		Indeterminate Forms of Type 0^0 , ∞^0 , 1^∞	
	Graphing Rational Functions		
References			
	1	Calculus and Analytic Geometry, 9 th Edition, George B. Thomas Jr and Ross L. Finney, Pearson Publications.	
	2	Calculus, Soo T. Tan, Brooks/Cole Cengage Learning (2010) ISBN-13: 978-0-534-46579-7.	

	3	Marsden, Jerrold, and Alan Weinstein. <i>Calculus I</i> . Springer Science & Business Media, 1985.
	4	Stein, Sherman K. <i>Calculus in the first three dimensions</i> . Courier Dover Publications, 2016.

Note: 1) Optional topics are exempted for end semester examination. 2) Proofs of all the results are also exempted for the end semester exam. (3) 70 external marks are distributed over the first four modules subjected to a minimum of 15 marks from each module

Mapping of COs with PSOs and POs :

	PSO5	PSO6	PO1	PO2	PO3	PO4	PO5	PO6	PO7
CO 1	3	1	3	1	2	1	3	1	2
CO 2	3	1	3	1	2	1	3	1	2
CO 3	2	1	3	2	3	2	3	1	2

Correlation Levels:

Level	Correlation
-	Nil
1	Slightly / Low
2	Moderate / Medium
3	Substantial / High

Assessment Rubrics:

- Assignment/ Seminar
- Internal Exam
- Viva
- Final Exam (70%)

Mapping of COs to Assessment Rubrics:

	Internal Exam	Assignment	Seminar	Viva	End Semester Examinations
CO 1	✓	✓	✓	✓	✓
CO 2	✓	✓	✓	✓	✓
CO 3	✓	✓	✓	✓	✓

Programme	B. Sc. Mathematics Honours			
Course Code	MAT2MN102			
Course Title	CALCULUS AND MATRIX ALGEBRA			
Type of Course	MINOR			
Semester	II			
Academic Level	100-199			
Course Details	Credit	Lecture/Tutorial per week	Practicum per week	Total Hours
	4	4	-	60
Pre-requisites	Basic Calculus			
Course Summary	Students learn about antiderivatives, the indefinite and definite integrals, Riemann sums, and the Fundamental Theorem of Calculus. Course explores the average value of functions, evaluating definite integrals by substitution, calculating areas between curves, and finding the length of plane curves. Next it introduces functions of multiple variables, including notation, graphs, limits, continuity, and partial derivatives for functions of two or more variables. Course also focuses on matrix algebra, determinants, eigenvalue problems (including complex eigenvalues), and orthogonal matrices and their properties.			

Course Outcomes (CO):

CO	CO Statement	Cognitive Level*	Knowledge Category#	Evaluation Tools used
CO1	Demonstrate proficiency in applying calculus techniques to solve analytical and geometrical problems involving indefinite and definite integrals, substitution methods, and integration by parts.	Ap	C	Internal Exam/Assignment/Seminar/ Viva / End Sem Exam
CO2	Apply multivariable calculus concepts, including functions of multiple variables, limits, continuity, and partial derivatives, to model and analyse real-world phenomena and mathematical problems.	Ap	C	Internal Exam/Assignment/Seminar/ Viva / End Sem Exam
CO3	Apply linear algebra principles, such as matrix operations, determinants, and eigenvalue problems, to analyze and solve systems of equations and geometric problems.	Ap	C	Internal Exam/Assignment/Seminar/ Viva / End Sem Exam
* - Remember (R), Understand (U), Apply (Ap), Analyse (An), Evaluate (E), Create (C) # - Factual Knowledge(F) Conceptual Knowledge (C) Procedural Knowledge (P) Metacognitive Knowledge (M)				

Detailed Syllabus:

Text Book	1. Howard Anton, Bivens and Stephen Davis, Calculus- Early Transcendentals (10th Edition). 2. Advanced Engineering Mathematics(6/e): Dennis G Zill Jones & Bartlett, Learning, LLC (2018) ISBN: 9781284105902			
Module	Unit	Content	Hrs 60	External Marks (70)
I	Indefinite and Definite Integrals		12	Min 15
	1	Section 5.2: The Indefinite Integral - Antiderivatives, The Indefinite Integral, Integration Formulas, Properties of the Indefinite Integral, Integral Curves		
	2	Section 5.3: Integration by Substitution - u-Substitution, Easy to Recognize Substitutions, Less Apparent Substitutions		
	3	Section 5.5: The Definite Integral - Riemann Sums and the Definite Integral, Properties of the Definite Integral.		
	4	Section 5.6: The Fundamental Theorem of Calculus - The Fundamental Theorem of Calculus (sub section), The Relationship Between Definite and Indefinite Integrals.		
II	Techniques and Applications		13	Min 15
	5	Section 5.8: Average Value of a Function and its Applications - Average Value of a Continuous Function (up to and including Example 2 only)		
	6	Section 5.9: Evaluating Definite Integrals by Substitution - Two Methods for Making Substitutions in Definite Integrals		
	7	Section 6.1: Area Between Two Curves - Area Between $y = f(x)$ and $y = g(x)$, Reversing the Roles of x and y		
	8	Section 6.4: Length of a Plane Curve - Arc Length		
	9	Section 7.2: Integration by Parts - The Product rule and Integration by Parts, Guidelines for Integration by Parts, Repeated Integration by Parts		
	10	Section 7.5: Integrating Rational Functions by Partial Fractions - Partial Fractions, Finding the form of a Partial Fraction Decomposition, Linear Factors, Quadratic Factors (Example 4 is optional), Integrating Improper Rational Functions.		
III	Multivariable Calculus		10	Min 15
	11	Section 13.1: Functions of Two or More Variables: Notation and Terminology, Graphs of Functions of Two Variables.		
	12	Section 13.1: Functions of Two or More Variables: Level Curves, Level Surfaces.		
	13	Section 13.2: Limits and Continuity - Limit along Curves		
	14	Section 13.2: Limits Continuity - Continuity		
	15	Section 13.3: Partial Derivatives -		

		Partial Derivatives of Functions of Two Variables, The Partial Derivative Function, Partial Derivative Notation, Implicit Partial Differentiation, Partial Derivatives and Continuity		
	16	Section 13.3: Partial Derivatives Partial Derivatives of Functions with more than Two Variables, Higher order Partial Derivatives, Equality of Mixed Partials.		
IV	Linear Algebra Essentials		13	Min 15
	17	Section 8.1: Matrix Algebra		
	18	Section 8.2: Systems of Linear Algebraic Equations		
	19	Section 8.8: The Eigenvalue Problem - Topics up to and including Example 4		
	20	Section 8.8: The Eigenvalue Problem - Topics from Complex Eigenvalues onwards		
	21	Section 8.10: Orthogonal Matrices - Topics up to and including Theorem 8.10.3		
	22	Section 8.10: Orthogonal Matrices - Topics from Constructing an Orthogonal Matrix onwards		
V	Module V (Open Ended)		12	
		Fundamental theorems in Vector Calculus such as Green's theorem, divergence theorem, and the Stokes' theorem.		
		Trigonometric Substitutions		
		Integrating Trigonometric Functions		
		Volume of Solids of Revolution, Area of Surfaces of Revolution		
		The Chain Rule in Partial Differentiation		
		Directional Derivatives and Gradients, Tangent Planes and Normal Vectors		
		Basics of Vector Calculus including the differential operators such as gradient, divergence and curl.		
		Simpsons Rule, Trapezoidal rule in Numerical Integration		
	Algebra of Complex Numbers			
References				
	1	Calculus and Analytic Geometry, 9 th Edition, George B. Thomas Jr and Ross L. Finney, Pearson Publications.		
	2	Calculus, Soo T. Tan, Brooks/Cole Cengage Learning (2010) ISBN-13: 978-0-534-46579-7.		
	3	Marsden, Jerrold, and Alan Weinstein. <i>Calculus I</i> . Springer Science & Business Media, 1985.		
	4	Stein, Sherman K. <i>Calculus in the first three dimensions</i> . Courier Dover Publications, 2016.		
	5	Kreyszig, Erwin. <i>Advanced Engineering Mathematics 9th Edition with Wiley Plus Set</i> . Vol. 334. US: John Wiley & Sons, 2007.		
	6	Elementary Linear Algebra, Applications version, 9 th edition, Howard Anton and Chriss Korres		

Note: 1) Optional topics are exempted for end semester examination. 2) Proofs of all the results are also exempted for the end semester exam.

Mapping of COs with PSOs and POs :

	PSO5	PSO6	PO1	PO2	PO3	PO4	PO5	PO6	PO7
CO 1	2	1	3	1	1	1	3	0	0
CO 2	2	1	2	1	2	1	2	0	0
CO 3	2	1	2	1	2	1	2	0	0

Correlation Levels:

Level	Correlation
-	Nil
1	Slightly / Low
2	Moderate / Medium
3	Substantial / High

Assessment Rubrics:

- Assignment/ Seminar
- Internal Exam
- Viva
- Final Exam (70%)

Mapping of COs to Assessment Rubrics:

	Internal Exam	Assignment	Seminar	Viva	End Semester Examinations
CO 1	✓	✓	✓	✓	✓
CO 2	✓	✓	✓	✓	✓
CO 3	✓	✓	✓	✓	✓

Programme	B. Sc. Mathematics Honours			
Course Code	MAT3MN202			
Course Title	DIFFERENTIAL EQUATIONS AND FOURIER SERIES			
Type of Course	Minor			
Semester	III			
Academic Level	200-299			
Course Details	Credit	Lecture/Tutorial per week	Practicum per week	Total Hours
	4	4	-	60
Pre-requisites	Basic Calculus and familiarity with Real Numbers			
Course Summary	In Module I students are introduced to various types of differential equations, including linear, separable, exact equations, and Bernoulli's equation. Module II delves deeper into linear equations, both homogeneous and nonhomogeneous. Module III introduces Fourier series, including trigonometric series, Fourier cosine and sine series, and half-range expansions. Module IV transitions into algebra of complex numbers, , and functions of complex variables, including analytic functions and the Cauchy-Riemann equations, which are fundamental in complex analysis.			

Course Outcomes (CO):

CO	CO Statement	Cognitive Level*	Knowledge Category#	Evaluation Tools used
CO1	Apply various methods, such as separation of variables, linear, and exact equations, integrating factors, and substitution, to solve differential equations, including those with constant coefficients and Cauchy-Euler equations.	Ap	C	Internal Exam/ Assignment/ Seminar/ Viva / End Sem Exam
CO2	Analyse and solve partial differential equations, including separable ones, and comprehend Fourier series and their applications in solving differential equations and understanding periodic function	An	C	Internal Exam/ Assignment/ Seminar/ Viva / End Sem Exam
CO3	Apply complex number theory, including arithmetic operations, polar forms, powers, roots, sets in the complex plane, functions of a complex variable, and Cauchy-Riemann equations, to analyze and solve real-world problems in various fields.	Ap	C	Internal Exam/ Assignment/ Seminar/ Viva / End Sem Exam
* - Remember (R), Understand (U), Apply (Ap), Analyse (An), Evaluate (E), Create (C) # - Factual Knowledge(F) Conceptual Knowledge (C) Procedural Knowledge (P) Metacognitive Knowledge (M)				

Detailed Syllabus:

Text Book	Advanced Engineering Mathematics (6/e) : Dennis G Zill, Jones & Bartlett Learning, LLC (2018) ISBN: 978-1-284-10590-2			
Module	Unit	Content	Hrs 60	External Marks (70)
I	Foundations of Differential Equations			17
	1	Introduction to Differential Equations Section 1.1: Definitions and Terminology Introduction, A Definition, Classification by Type, Notation, Classification by Order, Classification by Linearity, Solution.	10	
	2	Section 2.2: Separable Equations Introduction, A Definition, Method of Solution.		
	3	Section 2.3: Linear Equations Introduction, A Definition, Standard Form, Method of Solution, An Initial Value Problem.		
	4	Section 2.4: Exact Equations Introduction, Differential of a Function of Two Variables (Definition 2.4.1 and Theorem 2.4.1 only), Method of Solution.		
	5	Section 2.4: Exact Equations, Integrating Factors		
6	Section 2.5: Solutions by Substitutions Bernoulli's Equation			
II	Linear Differential Equations			18
	7	Section 3.1: Theory of Linear Equations 3.1.2 Homogenous Equations, Linear Dependence and Independence, Solutions of Differential Equations.	11	
	8	Section 3.1: Theory of Linear Equations 3.1.3 Nonhomogeneous Equations, Complementary Function		
	9	Section 3.3: Homogeneous Linear Equations with Constant Coefficients Introduction, Auxiliary Equation.		
10	Section 3.4: Undetermined Coefficients Introduction, Method of Undetermined Coefficients (Topics up to and including Example 4)			

	11	Section 3.6: Cauchy-Euler Equations Cauchy-Euler Equation (Second Order Only), Method of Solution.		
III	Fourier Series			18
	12	Section 12.2: Fourier Series Trigonometric Series (Definition 12.2.1 onwards), Convergence of a Fourier Series, Periodic Extension	13	
	13	Section 12.3: Fourier Cosine and Sine Series Introduction, Even and Odd Functions, Properties, Cosine and Sine Series (Definition 12.3.1 onwards).		
	14	Section 12.3: Fourier Cosine and Sine Series Half-Range Expansions.		
	15	Section 13.1: Separable Partial Differential Equations Introduction, Linear Partial Differential Equation, Solution of a PDE, Separation of Variables.		
	16	Section 13.1: Separable Partial Differential Equations Classification of Equations.		
IV	Introduction to Complex Analysis			
	17	Section 17.1: Complex Numbers Introduction, A Definition, Terminology, Arithmetic Operations, Conjugate, Geometric Interpretation	14	
	18	Section 17.2: Powers and Roots Introduction, Polar Form, Multiplication and Division, Integer Powers of z .		
	19	Section 17.2: Powers and Roots DeMoivre's Formula, Roots.		
	20	Section 17.3: Sets in the Complex Plane Introduction, Terminology.		
	21	Section 17.4: Functions of a Complex Variable Introduction, Functions of a Complex Variable, Limits and Continuity, Derivative, Analytic Functions.		
	22	Section 17.5: Cauchy- Riemann Equations Introduction, A Necessary Condition for Analyticity, Harmonic Functions, Harmonic Conjugate Functions.		
Module V (Open Ended)				12
	Initial Value Problems			
	Differential Equations as Mathematical Models			
	Method of Variation of Parameters in solving DE			

V	Solving DE with the Runge-Kutte Method		
	Interpolation, Extrapolation		
	Classical PDEs and Boundary Value Problems		
	Heat Equation		
	Wave Equation		
	Fourier Transform		
References			
1	Advanced Engineering Mathematics, Erwin Kreyszig, 8 th Edition, Wiley Student Edition.		
2	Mathematics For Engineers and Scientist, Alan Jeffrey, Sixth Edition		
3	Complex Analysis A First Course with Applications (3/e), Dennis Zill & Patric Shanahan Jones and Bartlett, Learning (2015) ISBN 1-4496-9461-6		

Note: Proofs of all the results are also exempted for the end semester exam.

Mapping of COs with PSOs and POs :

	PSO 5	PSO6	PO1	PO2	PO3	PO4	PO5	PO6	PO7
CO 1	3	1	3	2	3	3	3	1	2
CO 2	3	1	3	2	3	3	3	1	2
CO 3	3	2	3	2	3	3	3	1	2

Correlation Levels:

Level	Correlation
-	Nil
1	Slightly / Low
2	Moderate / Medium
3	Substantial / High

Assessment Rubrics:

- Assignment/ Seminar
- Internal Exam
- Viva
- Final Exam (70%)

Mapping of COs to Assessment Rubrics:

	Internal Exam	Assignment	Seminar	Viva	End Semester Examinations
CO 1	✓	✓	✓	✓	✓
CO 2	✓	✓	✓	✓	✓
CO 3	✓	✓	✓	✓	✓

Programme	B. Sc. Mathematics Honours			
Course Code	MAT1MN103			
Course Title	BASIC CALCULUS			
Type of Course	Minor			
Semester	I			
Academic Level	100 – 199			
Course Details	Credit	Lecture/Tutorial per week	Practicum per week	Total Hours
	4	4	-	60
Pre-requisites	Basic Set Theory including functions and their algebraic operations .			
Course Summary	This course provides a comprehensive exploration of calculus and its applications: It begins with fundamental concepts of graphs, linear models, inverse functions, laying the groundwork for calculus. Modules II and III delve into differentiation techniques, including product and quotient rules, implicit differentiation, derivatives of inverse functions, and applications like extrema, theorems (such as Rolle's and Mean Value Theorems), and curve sketching. Module IV explores integral calculus, covering the fundamental theorem of calculus, numerical integration techniques (like the Trapezoidal Rule and Simpson's Rule), and introduces hyperbolic functions and their derivatives and integrals.			

Course Outcomes (CO):

CO	CO Statement	Cognitive Level*	Knowledge Category#	Evaluation Tools used
CO1	Apply graphical analysis skills to mathematical models:	Ap	C	Internal Exam/Assignment/ Seminar/ Viva / End Sem Exam
CO2	Evaluate and solve calculus problems involving limits and continuity	E	C	Internal Exam/Assignment/ Seminar/ Viva / End Sem Exam
CO3	Apply differentiation and integration techniques to analyse functions:	Ap	P	Internal Exam/Assignment/ Seminar/ Viva / End Sem Exam
* - Remember (R), Understand (U), Apply (Ap), Analyse (An), Evaluate (E), Create (C) # - Factual Knowledge(F) Conceptual Knowledge (C) Procedural Knowledge (P) Metacognitive Knowledge (M)				

Detailed Syllabus:

Text Book		Calculus: Early Transcendental Functions (6edn), Ron Larson and Bruce Edwards Cengage Learning ISBN-13: 978-1-285-77477-0.		
Module	Unit	Content	Hrs (48 +12)	Ext. Marks (70)
		Foundations of Calculus: Graphs, Functions, and Limits		
I	1	A quick review of sections 1.1 and 1.2 (not for external exam) Section 1.3 – Functions and their Graphs	13	Min 15
	2	Section 1.5: Inverse Functions - Inverse Functions, Existence of an Inverse Function		
	3	Section 1.6: Exponential and Logarithmic Functions - Exponential Functions, The Number e , The Natural Logarithmic Function		
	4	Section 2.2: Finding Limits Graphically and Numerically - An Introduction to Limits, Limits That Fail to Exist, A Formal Definition of Limit (examples are optional topics)		
	5	Section 2.3: Evaluating Limits Analytically - Properties of Limits, A Strategy for Finding Limits,		
	6	Section 2.3: Evaluating Limits Analytically - Dividing Out Technique, Rationalizing Technique, The Squeeze Theorem		
		Continuity, Derivatives, and Differentiation Rules		
II	7	Section 2.4: Continuity and One-Sided Limits - Continuity at a Point and on an Open Interval, Properties of Continuity, The Intermediate Value Theorem.	12	Mn 15
	8	Section 3.1: The Derivative and the Tangent Line Problem - The Derivative of a Function, Differentiability and Continuity		
	9	Section 3.2: Basic Differentiation Rules and Rates of Change – The Constant Rule, The Power Rule, The Constant Multiple Rule, The Sum and Difference Rules		
	10	Section 3.2 : Basic Differentiation Rules – rest of the section.		
	11	Section 3.3: Product and Quotient Rules and Higher Order Derivatives - The Product Rule, The Quotient rule, Higher- Order Derivatives		
	12	Section 3.4 The Chain Rule.		
13	Section 3.5: Implicit Differentiation Implicit and Explicit Functions, Implicit Differentiation, Logarithmic Differentiation			
		Applications of Derivatives: Extrema, Concavity, and Curve Sketching		
III	14	Section 4.1: Extrema on an Interval - Extrema of a Function, Relative Extrema and Critical Numbers, Finding Extrema on a Closed Interval	12	Min 15
	15	Section 4.2: Rolle’s Theorem and The Mean Value Theorem - Rolle’s Theorem, The Mean Value Theorem		
	16	Section 4.3: Increasing and Decreasing Functions and The First Derivative Test - Increasing and Decreasing Functions, The First Derivative Test		
	17	Section 4.4: Concavity and the Second Derivative Test -		

		Concavity, Points of Inflection, The Second Derivative Test		
	18	Section 4.6: A summary of Curve Sketching - Analyzing the Graph of a Function		
IV	Integral Calculus: Fundamental Theorems and Applications"			
	19	Section 5.1: Antiderivatives and Indefinite Integration – Antiderivatives, Basic Integration Rules, Initial Conditions and Particular Solutions.	11	Min 15
	20	Section 5.3: Reimann Sums and Definite Integrals – Reimann Sums, Definite Integrals, Properties of Definite Integrals.		
	21	Section 5.4: The Fundamental Theorem of Calculus - The Fundamental Theorem of Calculus, The Mean Value Theorem for Integrals.		
22	Section 5.4: The Fundamental Theorem of Calculus - Average Value of a Function, The Second Fundamental Theorem of Calculus, Net Change Theorem			
V	Open Ended			
		One Sided Limits and Discontinuity, Derivatives of Inverse Functions, Derivatives of Trigonometric functions, Limits at Infinity and Horizontal Asymptotes, Numerical Integration, Area problems using Riemann Sums, Hyperbolic Functions.	12	
References: <ol style="list-style-type: none"> 1. Calculus, Soo T. Tan, First Edition, Brooks/Cole, Cengage Learning, 2011. 2. Calculus & Analytic Geometry, (9/e), George B. Thomas & Ross L. Finney, Pearson Publications 3. Calculus, (7/e), Howard Anton, Biven, & Stephen Davis, Wiley India 4. Calculus, (7/e)., Howard Anton, Biven, & Stephen Davis, Wiley India. 5. Calculus: Early Transcendentals, (4/e), Dennis G. Zill and Warren S. Wright 				

Note: 1) Optional topics are exempted for end semester examination.

2) Proofs of all the results are also exempted for the end semester exam.,

Mapping of COs with PSOs and POs :

	PSO5	PSO6	PO1	PO2	PO3	PO4	PO5	PO6	PO7
CO 1	3	1	3	2	3	2	3	1	2
CO 2	3	1	3	1	3	1	3	1	2
CO 3	2	1	3	1	3	2	3	1	2

Correlation Levels:

Level	Correlation
-	Nil
1	Slightly / Low
2	Moderate / Medium
3	Substantial / High

Assessment Rubrics:

- Assignment/ Seminar
- Internal Exam
- Viva
- Final Exam (70%)

Mapping of COs to Assessment Rubrics:

	Internal Exam	Assignment	Seminar	Viva	End Semester Examinations
CO 1	✓	✓	✓	✓	✓
CO 2	✓	✓	✓	✓	✓
CO 3	✓	✓	✓	✓	✓

Programme	B.Sc. Mathematics Honours			
Course Code	MAT2MN103			
Course Title	ANALYSIS AND SOME COUNTING PRINCIPLES			
Type of Course	Minor			
Semester	II			
Academic Level	100 – 219			
Course Details	Credit	Lecture/Tutorial per week	Practicum per week	Total Hours
	4	4	-	60
Pre-requisites	Basic Calculus and familiarity with Real Number system.			
Course Summary	This course covers fundamental topics in calculus and complex analysis, beginning with sequences and series in Module I, exploring convergence tests like the nth-term test, comparison tests, and alternating series. Module II delves into complex numbers and functions, discussing the arithmetic and geometric properties of complex numbers, along with polar and exponential forms. In Module III, the focus shifts to limits, continuity, and differentiability of complex functions, including the Cauchy-Riemann equations and harmonic functions. Finally, Module IV introduces counting principles, including permutations, combinations, the pigeonhole principle, and basic elements of probability.			

Course Outcomes (CO):

CO	CO Statement	Cognitive Level*	Knowledge Category#	Evaluation Tools used
CO1	Describe and apply convergence tests for sequences and series.	Ap	P	Internal Exam/Assignment/ Seminar/ Viva / End Sem Exam
CO2	Demonstrate proficiency in manipulating complex numbers and functions.	Ap	C	Internal Exam/Assignment/ Seminar/ Viva / End Sem Exam
CO3	Evaluate limits, continuity, and differentiability of real and complex functions.	E	C	Internal Exam/Assignment/ Seminar/ Viva / End Sem Exam
* - Remember (R), Understand (U), Apply (Ap), Analyse (An), Evaluate (E), Create (C) # - Factual Knowledge(F) Conceptual Knowledge (C) Procedural Knowledge (P) Metacognitive Knowledge (M)				

Detailed Syllabus:

Text Book		<p>1. Calculus: Early Transcendental Functions (6/e), Ron Larson and Bruce Edwards, Cengage Learning ISBN 13: 978-1-285-77477-0.</p> <p>2. Complex Analysis A First Course with Applications (3/e), Dennis Zill & Patric Shanahan Jones and Bartlett, Learning (2015) ISBN 1-4496-9461-6</p> <p>3. Discrete Mathematical Structures (6/e), Bernard Kolman, Robert Busby, Sharon C. Ross, Pearson ISBN 978-93-325-4959-3</p>		
Module	Unit	Content	Hrs (48 +12)	Ext. Marks (70)
		Sequences and Series (Text 1)		
I	1	Section 9.1: Sequences - Sequences (sub section), Limit of a Sequence, Monotonic Sequences and Bounded Sequences.	13	Min 15
	2	Section 9.1: Sequences Monotonic Sequences and Bounded Sequences		
	3	Section 9.2: Series and Convergence - Infinite Series, Geometric Series, nth-Term Test for Divergence		
	4	Section 9.3: The Integral Test and p-Series - The Integral Test, p-series and Harmonic Series		
	5	Section 9.4: Comparisons of Series - Direct Comparison Test, Limit Comparison Test		
	6	Section 9.5: Alternating Series - Alternating Series (sub section), Alternating Series Remainder, Absolute and conditional Convergence		
		Complex Numbers (Text 2)		
II	7	Section 1.1: Complex numbers and their Properties - The Imaginary Unit, Terminology, Arithmetic Operations, Zero and Unity, Conjugate, Inverses	13	Min 15
	8	Section 1.2: Complex Plane - Complex Plane, Vectors, Properties, Distance Again, Inequalities		
	9	Section 1.3: Polar Form of Complex Numbers - Polar Form, Principal Argument, Multiplication and Division, Integer Powers of z, de Moivre's Formula		
	10	Section 1.4: Powers and Roots - Roots, Principal nth Root		
	11	Section 1.5: Sets of Points in the Complex Plane - Circles, Disks and Neighborhoods, Open Sets, Annulus, Domain, Regions, Bounded Sets		
	12	Section 2.1: Complex Functions - Introduction, Function, Real and Imaginary Parts of a Complex Function, Exponential Function		
		Complex Analysis (Text 2)		
III	13	Section 3.1: Limits and Continuity - Introduction, Real Limits, Complex Limits (definition only), Real Multivariable Limits (Example 2 and Problems Using Epsilon Delta Definition are optional)		
	14	Section 3.1: Limits and Continuity -		

		Continuity of Real Functions, Continuity of Complex Functions (Example 6 is optional), Properties of Continuous Functions.	12	Min 15
15		Section 3.2: Differentiability and Analyticity - Introduction, The Derivative, Rules of Differentiation		
16		Section 3.2: Differentiability and Analyticity - Analytic Functions, Entire Functions, Singular Points, An Alternate Definition of $f'(z)$.		
17		Section 3.3: Cauchy -Riemann Equations - Introduction, A Necessary Condition for Analyticity, A Sufficient Condition for Analyticity		
18		Section 3.4: Harmonic Functions Introduction, Harmonic Functions, Harmonic Conjugate Functions		
	Introduction to Counting and Probability Theory (Text 3)			
IV	19	Chapter 3: Counting Section 3.1 - Permutations	10	Min 15
	20	Chapter 3: Counting Section 3.2 - Combinations		
	21	Chapter 3: Counting Section 3.3 – Pigeonhole Principle		
	22	Chapter 3: Counting Section 3.4 – Elements of Probability		
	Open Ended			
V		Pattern Recognition for Sequences, Rearrangement of Series, The Ratio Test, The Root Test, Taylor Polynomials and Approximations, Power Series, Taylor Series, Maclaurin Series, Complex Functions as Mappings, Linear Mappings, Special Power Functions, Relations and Di Graphs.	12	
References:				
1. Calculus, Soo T. Tan, First Edition, Brooks/Cole, Cengage Learning, 2011.				
2. Calculus & Analytic Geometry, (9/e), George B. Thomas & Ross L. Finney, Pearson Publications.				
3. Calculus, (7/e), Howard Anton, Biven, & Stephen Davis, Wiley India.				
4. Calculus: Early Transcendentals, (4/e), Dennis G. Zill and Warren S. Wright.				
5. Advanced Engineering Mathematics, (10/e), Erwin Kreyszig, John Wiley and Sons.				
6. Complex Variables and Applications, (8/e), James Brown and Ruel Churchill, McGraw-Hill International (UK) Ltd				
7. Discrete Mathematics, (6/e), Richard Johnsonbaugh, Pearson				

Note: 1) Optional topics are exempted for end semester examination.

2) Proofs of all the results are also exempted for the end semester exam.

Mapping of COs with PSOs and POs :

	PSO5	PSO6	PO1	PO2	PO3	PO4	PO5	PO6	PO7
CO 1	2	1	3	1	1	1	3	0	0
CO 2	2	1	2	1	1	1	2	0	0
CO 3	2	1	2	1	1	1	3	0	0

Correlation Levels:

Level	Correlation
-	Nil
1	Slightly / Low
2	Moderate / Medium
3	Substantial / High

Assessment Rubrics:

- Assignment/ Seminar
- Internal Exam
- Viva
- Final Exam (70%)

Mapping of COs to Assessment Rubrics:

	Internal Exam	Assignment	Seminar	Viva	End Semester Examinations
CO 1	✓	✓	✓	✓	✓
CO 2	✓	✓	✓	✓	✓
CO 3	✓	✓	✓	✓	✓

Programme	BSc Mathematics Honours			
Course Title	MATRIX ALGEBRA AND VECTOR CALCULUS			
Course Code	MAT3MN203			
Type of Course	Minor			
Semester	III			
Academic Level	200 – 299			
Course Details	Credit	Lecture/Tutorial per week	Practical per week	Total Hours
	4	4	-	60
Pre-requisites	Basic Calculus and familiarity with Euclidian Geometry.			
Course Summary	This course covers fundamental concepts in vectors, vector calculus, and matrices. Students will explore vectors in 2-space and 3-space, including dot and cross products, as well as lines and planes in 3-space. The vector calculus portion includes vector functions, partial and directional derivatives, tangent planes, normal lines, curl, divergence, line integrals, double integrals, surface integrals, and triple integrals. Additionally, the course delves into matrix algebra, systems of linear equations, matrix rank, and the eigenvalue problem.			

Course Outcomes (CO):

CO	CO Statement	Cognitive Level*	Knowledge Category#	Evaluation Tools used
CO1	Discuss the geometry of Vectors in two- and three-dimensional spaces	U	C	Internal Exam/ Assignment/ Seminar/ Viva / End Sem Exam
CO2	Discuss the basic concepts of matrices, and evaluate the solutions of system of linear equations using matrices.	Ap	P	Internal Exam/Assignment/ Seminar/ Viva / End Sem Exam
CO3	Describe the idea of eigen values and eigen vectors.	U	C	Internal Exam/ Assignment/ Seminar/ Viva / End Sem Exam
* - Remember (R), Understand (U), Apply (Ap), Analyse (An), Evaluate (E), Create (C) # - Factual Knowledge(F) Conceptual Knowledge (C) Procedural Knowledge (P) Metacognitive Knowledge (M)				

Detailed Syllabus:

Text: Advanced Engineering Mathematics, 6th Edition, Dennis G. Zill, Jones & Bartlett Learning LLC (2018) ISBN: 978-1-284-10590-2.				
Module	Unit	Content	Hrs (60)	Ext. Marks (70)
I	Vectors		11	Min. 15
	1	Section 7.1-Vectors in 2 -Space (quick review)		
	2	Section 7.2-Vectors in 3-Space (quick review)		
	3	Section 7.3- Dot Product up to and including Example 5		
	4	Section 7.4- Cross Product up to and including Example 3		
	5	Section 7.5- Lines and Planes in 3-space- upto and including Example 6		
	6	Section 7.5- Lines and Planes in 3-space- From Planes: Vector Equation onwards		
II	Vector Calculus		15	Min. 15
	7	Section 9.1 – Vector Functions		
	8	Section 9.4 – Partial Derivatives		
	9	Section 9.5 – Directional Derivative – upto and including Example 4.		
	10	Section 9.5 – Functions of Three Variables onwards.		
	11	Section 9.6 – Tangent Planes and Normal Lines – upto and including Example 4		
	12	Section 9.6 – Topics from Normal Line onwards		
13	Section 9.7 – Curl and Divergence -			
III	Vector Calculus – contd.			Min. 15
	14	Section 9.8 – Line Integrals – upto and including Example 5.		

	15	Section 9.10 – Double Integrals – upto and including Example 2	12	
	16	Section 9.13 – Surface Integrals – upto and including Example 4		
	17	Section 9.15 – Tripple Integrals (Examples 5 and 7 are optional)		
IV	Matrices		10	Min. 15
	18	Section 8.1- Matrix Algebra.		
	19	Section 8.2-Systems of Linear Algebraic Equations. Up to and including Example 7		
	20	Section 8.2-Systems of Linear Algebraic Equations. From Homogeneous Systems onwards till end omit chemical equations		
	21	Section 8.3 -Rank of a Matrix.		
	22	Section 8.8-The Eigenvalue Problem.-Up to and including Example 4		
V	Open Ended		12	
		<p>Vector Spaces, Gram- Schmidt Orthogonalization (for instance, refer sections 7.6 and 7.7)</p> <p>Green’s Theorem, Stocke’s Theorem and Divergence Theorem (for instance, refer sections 9.12, 9.14 and 9.16)</p> <p>Complex Eigen Values</p> <p>Eigen Values and Singular Matrices.</p> <p>Eigen Values and Eigen Vectors of inverse of A</p> <p>Improper Integrals,</p> <p>Beta and Gama Functions</p>		
		<p>References:</p> <p>1. Calculus and Analytic Geometry (9th Edn), George B Thomas, Jr. and Ross L Finney, Addison -Wesley Publishing Company.</p> <p>2. A Freshman Honors Course in Calculus and Analytic Geometry, Emil Artin (Author), Marvin J Greenberg (Foreword).</p>		

		3. Advanced Engineering Mathematics (10 th Edn), Erwin Kreyszig, John Wiley and Sons. 4. Improper Riemann Integrals: Ioannis M. Roussos CRC Press by Taylor & Francis Group, LLC(2014) ISBN: 978-1-4665-8808-0 (ebook -pdf)		
--	--	---	--	--

Note: 1) Optional topics are exempted for end semester examination. 2) Proofs of all the results are also exempted for the end semester exam.

Mapping of COs with PSOs and POs :

	PSO5	PSO6	PO1	PO2	PO3	PO4	PO5	PO6	PO7
CO 1	3	1	3	2	3	2	3	1	2
CO 2	3	1	3	2	3	3	3	1	2
CO 3	3	2	3	2	3	2	3	1	2

Correlation Levels:

Level	Correlation
-	Nil
1	Slightly / Low
2	Moderate / Medium
3	Substantial / High

Assessment Rubrics:

- Assignment/ Seminar
- Internal Exam
- Viva
- Final Exam (70%)

Mapping of COs to Assessment Rubrics:

	Internal Exam	Assignment	Seminar	Viva	End Semester Examinations
CO 1	✓	✓	✓	✓	✓
CO 2	✓	✓	✓	✓	✓
CO 3	✓	✓	✓	✓	✓

Programme	B.Sc Mathematics Honours			
Course Code	MAT1MN104			
Course Title	MATHEMATICAL LOGIC, SET THEORY AND COMBINATORICS			
Type of Course	Minor			
Semester	I			
Academic Level	100 - 199			
Course Details	Credit	Lecture/Tutorial	Practical	Total Hours
	4	per week 4	per week -	60
Pre-requisites	Higher Secondary Mathematics.			
Course Summary	This course explores mathematical logic, set theory, and combinatorics, covering fundamental ideas like propositions, logical equivalences, and quantifiers. It introduces set theory concepts such as sets, operations with sets, and cardinality. Additionally, it delves into functions and matrices, along with topics like permutations, combinations, and discrete probability in combinatorics.			

Course Outcomes (CO):

CO	CO Statement	Cognitive Level*	Knowledge Category#	Evaluation Tools used
CO1	Analyse propositional logic and equivalences	An	P	Internal Exam/Assignment/ Seminar/ Viva / End Sem Exam
CO2	Apply set theory and operations	Ap	C	Internal Exam/Assignment/ Seminar/ Viva / End Sem Exam
CO3	Implement functions, matrices, and combinatorics	Ap	P	Internal Exam/Assignment/ Seminar/ Viva / End Sem Exam
* - Remember (R), Understand (U), Apply (Ap), Analyse (An), Evaluate (E), Create (C) # - Factual Knowledge(F) Conceptual Knowledge (C) Procedural Knowledge (P) Metacognitive Knowledge (M)				

Detailed Syllabus:

Text: Discrete Mathematics with Applications, (1/e), Thomas Koshy, Academic Press (2003), ISBN: 978-0124211803.				
Module	Unit	Content	Hrs (48 +12)	Ext. Marks (70)
I	Mathematical Logic		15	17
	1	1.1 Propositions: Truth value, Conjunction, Disjunction, Negation.		
	2	1.1 Propositions: Implication, Converse, Inverse and Contrapositive.		
	3	1.1 Propositions: Biconditional Statement, Order of Precedence, Tautology, Contradiction and Contingency (Switching network and Example 1.16 are optional).		
	4	1.2 Logical Equivalences (Equivalent Switching Networks, Example 1.23, Fuzzy Logic and Fuzzy Decisions are optional)		
	5	1.3 Quantifiers (Example 1.28, De Morgan's Laws and example 1.29 are optional)		
	6	1.4 Arguments: Valid and Invalid arguments, (Example 1.33 is optional)		
II	Set Theory		12	18
	7	2.1 The Concept of a Set - up to and including example 2.7 (Example 2.6 is optional).		
	8	2.1 The Concept of a Set - finite and infinite sets (Topics from the Hilbert Hotel paradoxes onwards are optional).		
	9	2.2 Operations with Sets – up to and including example 2.21.		
	10	2.2 Operations with Sets – Cartesian product (Fuzzy sets, Fuzzy subsets and operations on fuzzy sets are optional).		

	11	2.4 The Cardinality of a Set (Theorem 2.2 and Algorithm subsets are optional).		
III	Functions and Matrices		10	18
	12	3.1. The Concept of Functions - up to and including example 3.2		
	13	3.1. The Concept of Functions – Piecewise definition, sum and product (Example 3.7 is optional).		
	14	3.2 Special Functions – up to and including example 3.13 (Proof of Theorems 3.1 and 3.2 are optional).		
	15	3.2 Special Functions- Characteristic function, Mod and Div functions (Theorem 3.3, Code dealing and The two Queens Puzzle are optional).		
	16	3.7 Matrices (Proof of theorem 3.12, algorithm product are optional).		
IV	Combinatorics and Discrete Probability		11	17
	17	6.1 The Fundamental Counting Principles (Example 6.7 is optional)		
	18	6.2 Permutations - up to and including example 6.13 (Proof of theorem 6.4 is optional)		
	19	6.2 Permutations - Cyclic permutations (Theorem 6.7 and Fibonacci numbers revisited are optional)		
	20	6.4 Combinations (Proof of theorem 6.10, example 6.22, theorem 6.12 and example 6.26 are optional)		
	21	6.8 Discrete Probability- up to and including example 6.49 (Examples 6.45 and 6.47 are optional)		
	22	6.8 Discrete Probability- Mutually exclusive events (Proof of theorem 6.20 is optional)		
V	Open Ended		12	

1. Basic calculus concepts such as limits, continuity, differentiation and integration. Relations and Digraphs, Conditional Probability, Multiplication theorem of Probability, Dependent and Independent Events, Probability Distributions, Correlation and Regression, Bisection Method, Regula-Falsie Method, Gauss-Jordan Method.

References:

1. Discrete Mathematics and Its Applications (7/e), Kenneth H. Rosen, McGraw-Hill, NY (2007).
2. Discrete Mathematics with Applications(4/e), Susanna S Epp, Brooks/ Cole Cengage Learning (2011).
3. Discrete Mathematics, Gary Chartrand, Ping Zhang, Waveland Press (2011).

Note: 1) Optional topics are exempted for end semester examination. 2) Proofs of all the results are also exempted for the end semester exam.

Mapping of COs with PSOs and POs :

	PSO 5	PSO6	PO1	PO2	PO3	PO4	PO5	PO6	PO7
CO 1	3	2	3	1	3	2	3	1	2
CO 2	3	2	3	2	3	2	3	1	2
CO 3	2	1	3	2	3	2	3	1	2

Correlation Levels:

Level	Correlation
-	Nil
1	Slightly / Low
2	Moderate / Medium
3	Substantial / High

Assessment Rubrics:

- Assignment/ Seminar
- Internal Exam
- Viva
- Final Exam (70%)

Mapping of COs to Assessment Rubrics:

	Internal Exam	Assignment	Seminar	Viva	End Semester Examinations
CO 1	✓	✓	✓	✓	✓
CO 2	✓	✓	✓	✓	✓
CO 3	✓	✓	✓	✓	✓

Programme	B.Sc Mathematics Honours			
Course Code	MAT2MN104			
Course Title	GRAPH THEORY AND AUTOMATA			
Type of Course	Minor			
Semester	II			
Academic Level	100 - 199			
Course Details	Credit	Lecture/Tutorial	Practical	Total Hours
	4	per week 4	per week -	60
Pre-requisites	Higher Secondary Mathematics			
Course Summary	This course introduces students to Graph Theory and Automata, covering topics such as graphs, adjacency matrices, and isomorphic graphs in Module I. In Module II, it explores Eulerian and Hamiltonian graphs, including paths, cycles, and connected graphs. Module III focuses on Planar Graphs, Graph Coloring, Trees, and Spanning Trees. Finally, Module IV delves into Automata, covering concepts like formal languages, grammars, and finite state automata.			

Course Outcomes (CO):

CO	CO Statement	Cognitive Level*	Knowledge Category#	Evaluation Tools used
CO1	Analyse Graph Structures and Properties	E	C	Internal Exam/Assignment/Seminar/ Viva / End Sem Exam
CO2	Apply Algorithms to Eulerian and Hamiltonian Graphs	Ap	P	Internal Exam/Assignment/Seminar/ Viva / End Sem Exam
CO3	Explore Formal Languages and Finite State Automata	E	C	Internal Exam/Assignment/Seminar/ Viva / End Sem Exam
* - Remember (R), Understand (U), Apply (Ap), Analyse (An), Evaluate (E), Create (C) # - Factual Knowledge(F) Conceptual Knowledge (C) Procedural Knowledge (P) Metacognitive Knowledge (M)				

Detailed Syllabus:

Text: Discrete Mathematics with Applications, Thomas Koshy, Academic Press (2003), ISBN: 978-0124211803.				
Module	Unit	Content	Hrs (48 +12)	Ext. Marks (70)
I	Graphs		14	Min. 15
	1	8.1 Graphs - Graph, Simple Graph (Example 8.3 is optional).		
	2	8.1 Graphs - Adjacency and Incidence, Degree of a Vertex, Adjacency Matrix (Example 8.5 and proof of Theorem 8.2 are optional).		
	3	8.1 Graphs – Subgraph of a Graph.		
	4	8.1 Graphs - Complete Graph, Cycle and Wheel Graphs (Fibonacci and Paraffins, Lucas and Cycloparaffins are optional).		
	5	8.1 Graphs - Bipartite graph, Complete Bipartite Graph, Weighted Graph (Graphs and Telecommunications, Graphs and Local Area Networks and A Generalised Handshake Problem are optional).		
	6	8.3 Isomorphic Graphs.		
II	Eulerian and Hamiltonian graphs		10	Min. 15
	7	8.4 Paths, Cycles and Circuits – Path, Independent Subsets of the Vertex set, Cycle and Circuit (Proof of theorem 8.3, 8.5, example 8.20 and example 8.21 are optional).		
	8	8.4 Paths, Cycles and Circuits – Connected Graphs (Proof of theorem 8.3, 8.5, example 8.20 and example 8.21 are optional).		
	9	8.5 Eulerian and Hamiltonian graphs- Eulerian Graph (Proof of theorem 8.7, example 8.26, Algorithm Eulerian graph, example 8.27, Algorithm Eulerian circuit, proof of theorem 8.8, example 8.31).		

	10	8.5 Eulerian and Hamiltonian graphs- Hamiltonian Graph (Knight's tour problem, example 8.34, Travelling Salesperson Problem, Example 8.35 are optional)		
III	Planar Graphs and Trees		11	Min. 15
	11	8.6 Planar Graphs- Planar Graph (Proofs of theorems 8.11 and 8.12 are optional).		
	12	8.6 Planar Graphs- Degree of a Region, Homeomorphic Graphs.		
	13	8.7 Graph Coloring- Graph Coloring, Chromatic Number, The Four-Color Problem (Example 8.27 is optional).		
	14	9.1 Trees- Trees (Proof of theorem 9.1 and 9.2 are optional).		
	15	9.2 Spanning Trees - Spanning Trees, Kruskal's Algorithm for a Spanning Tree.		
IV	Automata		13	Min. 15
	16	2.1 The Concept of Sets – Alphabet, Length of a Word, Language, Concatenation.		
	17	11.1 Formal Languages - Equality of Words, Concatenation of Languages (Examples 11.2, 11.3, 11.5 and Proof of Theorem 11.1 are optional).		
	18	11.1 Formal Languages – Kleene Closure.		
	19	11.2 Grammars – Grammars, Phase Structure Grammar.		
	20	11.2 Grammars – Derivation and Language.		
	21	11.3 Finite State Automata – up to and including Example 11.30 (Example 11.27 is optional).		
	22	11.3 Finite State Automata – Equivalent Finite State Automata up to and including example 11.35.		
V	Open Ended Module		12	
	Computer representation of graphs, minimal spanning trees, rooted trees, Digraphs and Finite state machines			

References:

1. Discrete Mathematics and Its Applications (7/e), Kenneth H. Rosen, McGraw-Hill, NY (2007).
2. Discrete Mathematics with Applications (4/e), Susanna S Epp, Brooks/ Cole Cengage Learning (2011).
3. A First Look at Graph Theory, John Clark and Allan Holton, Allied Publishers (1991).

Note: 1) Optional topics are exempted for end semester examination. 2) Proofs of all the results are also exempted for the end semester exam.

Mapping of COs with PSOs and POs :

	PSO5	PSO6	PO1	PO2	PO3	PO4	PO5	PO6	PO7
CO 1	2	1	2	1	1	0	3	0	0
CO 2	2	1	2	0	1	1	2	0	0
CO 3	2	1	2	0	1	1	3	0	0

Correlation Levels:

Level	Correlation
-	Nil
1	Slightly / Low
2	Moderate / Medium
3	Substantial / High

Assessment Rubrics:

- Assignment/ Seminar
- Internal Exam
- Viva
- Final Exam (70%)

Mapping of COs to Assessment Rubrics:

	Internal Exam	Assignment	Seminar	Viva	End Semester Examinations
CO 1	✓	✓	✓	✓	✓
CO 2	✓	✓	✓	✓	✓
CO 3	✓	✓	✓	✓	✓

Programme	B. Sc. Mathematics Honours			
Course Code	MAT3MN204			
Course Title	BOOLEAN ALGEBRA AND SYSTEM OF EQUATIONS			
Type of Course	Minor			
Semester	III			
Academic Level	200-299			
Course Details	Credit	Lecture/Tutorial per week	Practical per week	Total Hours
	4	4	-	60
Pre-requisites	MAT1MN203 and MAT2MN203			
Course Summary	This course comprises four main modules: Lattice, Boolean Algebra, System of Equations, and Eigenvalue and Eigenvectors. Module I introduce concepts like ordered sets and lattices, while Module II explores Boolean Algebra and its applications. Module III covers linear systems of equations, including Gauss elimination and determinants. Finally, Module IV delves into Eigenvalue and Eigenvectors, offering insights into matrix properties and applications.			

Course Outcome

CO	CO Statement	Cognitive Level*	Knowledge Category#	Evaluation Tools used
CO1	Analyse Lattices and Boolean Algebra	E	C	Internal Exam/Assignment/ Seminar/ Viva / End Sem Exam
CO2	Apply Matrix Operations and Linear Systems	Ap	P	Internal Exam/Assignment/ Seminar/ Viva / End Sem Exam
CO3	Investigate Eigenvalue and Eigenvector Problems	An	P	Internal Exam/Assignment/ Seminar/ Viva / End Sem Exam
* - Remember (R), Understand (U), Apply (Ap), Analyse (An), Evaluate (E), Create (C) # - Factual Knowledge(F) Conceptual Knowledge (C) Procedural Knowledge (P) Metacognitive Knowledge (M)				

Detailed Syllabus:

Textbook	1. Theory and Problems of Discrete mathematics (3/e), Seymour Lipschutz, Marc Lipson, Schaum's Outline Series. 2. Advanced Engineering Mathematics (10/e), Erwin Kreyzsig, Wiley India.			
Module	Unit	Content	Hrs (48 +12)	Ext. Marks (70)
I	Lattice (Text 1)		12	Min 15
	1	14.2 Ordered set		
	2	14.3 Hasse diagrams of partially ordered sets		
	3	14.5 Supremum and Infimum		
	4	14.8 Lattices		
	5	14.9 Bounded lattices, 14.10 Distributive lattices		
	6	14.11 Complements, Complemented lattices		
II	Boolean Algebra (Text 1)		10	Min 15
	7	15.2 Basic definitions		
	8	15.3 Duality		
	9	15.4 Basic theorems		
	10	15.5 Boolean algebra as lattices		
	11	15.8 Sum and Product form for Boolean algebras		
	12	15.8 Sum and Product form for Boolean algebras - Complete Sum and Product forms		
III	System of Equations (Text 2)		14	Min 15
	13	7.1 Matrices, Vectors: Addition and Scalar Multiplication		
	14	7.2 Matrix Multiplication (Example 13 is optional)		
	15	7.3 Linear System of Equations- Gauss Elimination		
	16	7.4 Linear Independence- Rank of a matrix- Vector Space (Proof Theorem 3 is optional)		

	17	7.5 Solutions of Linear Systems- Existence, Uniqueness (Proof of Theorem 1, Theorem 2 and Theorem 4 are optional)		
IV	Eigen Value and Eigen Vectors (Text 2)		12	Min 15
	18	7.6 Second and Third Order Determinants- up to and including Example 1		
	19	7.6 Second and Third Order Determinants- Third order determinants		
	20	7.7 Determinants- Cramer's Rule (Proof of Theorem 1, Theorem 2, Theorem 3 and Theorem 4 are optional)		
	21	7.8 Inverse of a Matrix- Gauss- Jordan Elimination (Proof Theorem 1, Theorem 2, Theorem 3 and Theorem 4 are optional)		
	22	8.1 The Matrix Eigenvalue Problem- Determining Eigenvalues and Eigenvectors (Proof of Theorem 1 and Theorem 2 are optional)		
V	Open Ended Module		12	
	Relation on a set, Equivalence relation and partition, Isomorphic ordered sets, Well-ordered sets, Representation theorem of Boolean algebra, Logic gates, Symmetric, Skew-symmetric and Orthogonal matrices, Linear Transformation.			
<p>References:</p> <ol style="list-style-type: none"> Howard Anton & Chris Rorres, Elementary Linear Algebra: Application (11/e) : Wiley Ron Larson, Edwards, David C Falvo : Elementary Linear Algebra (6/e), Houghton Mifflin Harcourt Publishing Company (2009) Thomas Koshy - Discrete Mathematics with Applications-Academic Press (2003) George Gratzler, Lattice theory: First concepts and distributive lattices. Courier Corporation (2009) 				

Note: 1) Optional topics are exempted for end semester examination. 2) Proofs of all the results are also exempted for the end semester exam.

Mapping of COs with PSOs and POs :

	PSO5	PSO6	PO1	PO2	PO3	PO4	PO5	PO6	PO7
CO 1	3	1	3	2	3	1	3	1	2
CO 2	3	2	3	2	3	2	3	1	2
CO 3	3	2	3	2	3	2	3	1	2

Correlation Levels:

Level	Correlation
-	Nil
1	Slightly / Low
2	Moderate / Medium
3	Substantial / High

Assessment Rubrics:

- Assignment/ Seminar
- Internal Exam
- Viva
- Final Exam (70%)

Mapping of COs to Assessment Rubrics:

	Internal Exam	Assignment	Seminar	Viva	End Semester Examinations
CO 1	✓	✓	✓	✓	✓
CO 2	✓	✓	✓	✓	✓
CO 3	✓	✓	✓	✓	✓

Programme	B. Sc. Mathematics Honours			
Course Title	MATRIX THEORY			
Course Code	MAT1MN105			
Type of Course	Minor			
Semester	I			
Academic Level	100 – 199			
Course Details	Credit	Lecture/Tutorial per week	Practical per week	Total Hours
	4	4	-	60
Pre-requisites	Higher Secondary Algebra			
Course Summary	This course provides a comprehensive introduction to linear algebra, focusing on systems of linear equations, matrix algebra, determinants, and Euclidean vector spaces. Through a blend of theoretical concepts and practical applications, students will develop a strong foundation in linear algebra techniques and their uses in various fields.			

Course Outcomes (CO):

CO	CO Statement	Cognitive Level*	Knowledge Category#	Evaluation Tools used
CO1	Understand the fundamental operations and concepts of systems of linear equations, including Gaussian elimination and elementary row operations, leading to an understanding of matrix algebra	U	C	Internal Exam/Assignment/ Seminar/ Viva / End Sem Exam
CO2	Apply the properties of determinants to evaluate them using cofactor expansions and row reduction techniques, and comprehend the relationships between matrices and determinants.	Ap	P	Internal Exam/ Assignment/ Seminar/ Viva/ End Sem Exam
CO3	Explore the geometry and properties of Euclidean vector spaces, including norms, dot products, distances, orthogonality, and the cross product.	An	C	Internal Exam/ Assignment/ Seminar/ Viva/ End Sem Exam
* - Remember (R), Understand (U), Apply (Ap), Analyse (An), Evaluate (E), Create (C) # - Factual Knowledge(F) Conceptual Knowledge (C) Procedural Knowledge (P) Metacognitive Knowledge (M)				

Detailed Syllabus:

Text: Howard Anton and Chriss Rorres, Elementary Linear Algebra (11/e), Applications version, Wiley				
Module	Unit	Content	Hrs (48 +12)	Ext. Marks (70)
I	System Of Linear Equations		12	
	1	Section 1.1: -Introduction to systems of linear equations – up to and including Example 5		
	2	Section 1.1: - Rest of the section.		
	3	1.2 :- Gaussian Elimination – up to Example 5		
	4	Section 1.2; - From Example 5 onwards.		
	5	Section 1.3: - Matrices and Matrix Operations – up to and including Example 7.		
	6	Section 1.3; - Rest of the section.		
II	Matrix Algebra		12	
	7	Section 1.4: - Inverses; Algebraic Properties of Matrices - up to and including Example 6.		
	8	Section 1.4; - Properties of inverses onwards – up to and including Example 12.		
	9	Section 1.4: - Rest of the section.		
	10	Section 1.5; - Elementary matrices and a method for finding inverse (Proof of Theorem 1.5.3 is optional)		
	11	Section 1.6: - More on Linear systems and Invertible Matrices (Proofs of all the theorems are optional)		
	12	Section 1.7; - Diagonal, Triangular and Symmetric Matrices (Proof of theorem 1.7.1 is optional)		
III	Determinants		12	
	13	Section 2.1 :- Determinants by Cofactor expansions		
	14	Section 2.2; - Evaluating determinants by row reduction		
	15	Section 2.3: - Properties of determinants; Cramer’s Rule – up to and including Theorem 3.2.5 (proofs of all the results are optional).		
	16	Section 2.3;- up to and including Example 7.		
	17	Section 2.3;- rest of the section.(proofs of all the results are optional)		
IV	Euclidean Vector Spaces		12	
	18	Section 3.1:- Vectors in 2-space, 3-space and n-space		
	19	Section 3.2:- Norm , dot product and distance in R^n (proofs of all the results are optional).		
	20	Section 3.3: - Orthogonality (proofs of all the results are optional).		
	21	Section 3.4:-The geometry of linear systems.		
	22	Section 3.5:-Cross product (Proof of Theorem 3.5.4 is optional)		
V	Open Ended Module		12	
	Matrix Transformations, Combinatorial approach to determinants, Rank of Matrix (From reference 1) Orthogonal Matrices (from reference 1)			

References:

1. Advanced Engineering Mathematics, 6th Edition, Dennis G. Zill, Jones & Bartlett Learning LLC (2018) ISBN: 978-1-284-10590-2.
2. Advanced Engineering Mathematics, Erwin Kreyszig, 10th Edition, Wiley India.
3. Linear Algebra and its Applications: 3rd Edition, David C. Lay, Pearson Publications

Note: 1) Optional topics are exempted for end semester examination. (2) Proofs of all the results are exempted for external exam. (3) 70 external marks are distributed over the first four modules subjected to a minimum of 15 marks from each module.

Mapping of COs with PSOs and POs :

	PSO5	PSO6	PO1	PO2	PO3	PO4	PO5	PO6	PO7
CO 1	3	2	3	1	2	2	3	1	2
CO 2	3	2	3	1	2	2	3	1	2
CO 3	2	1	3	1	3	2	3	1	2

Correlation Levels:

Level	Correlation
-	Nil
1	Slightly / Low
2	Moderate / Medium
3	Substantial / High

Assessment Rubrics:

- Assignment/ Seminar
- Internal Exam
- Viva
- Final Exam (70%)

Mapping of COs to Assessment Rubrics:

	Internal Exam	Assignment	Seminar	Viva	End Semester Examinations
CO 1	✓	✓	✓	✓	✓
CO 2	✓	✓	✓	✓	✓
CO 3	✓	✓	✓	✓	✓

Programme	B. Sc. Mathematics Honours			
Course Code	MAT2MN105			
Course Title	VECTOR SPACES AND LINEAR TRANSFORMATIONS			
Type of Course	Minor			
Semester	II			
Academic Level	100 – 199			
Course Details	Credit	Lecture/Tutorial per week	Practical per week	Total Hours
	4	4	-	60
Pre-requisites	Linear Algebra Course in Semester 1 - Vectors and Matrices			
Course Summary	This course delves into advanced concepts in linear algebra, focusing on general vector spaces, basis and dimension, matrix transformations, and eigenvalues and diagonalization. The course builds on foundational linear algebra principles and explores their applications in higher-dimensional spaces and complex transformations.			

Course Outcomes (CO):

CO	CO Statement	Cognitive Level*	Knowledge Category#	Evaluation Tools used
CO1	Define and apply concepts related to vector spaces, including understanding vector space axioms, subspaces, and the solution space of homogeneous systems.	U	C	Internal Exam/ Assignment/ Seminar/ Viva/ End Sem Exam
CO2	Explore the concepts of linear independence, coordinates, basis, and dimension within vector spaces, including computing basis vectors and understanding coordinate systems relative to a basis.	Ap	P	Internal Exam/ Assignment/ Seminar/ Viva/ End Sem Exam
CO3	Analyse and apply matrix transformations, including basic transformations in R^2R^2 and R^3R^3 , understanding properties of these transformations, and exploring concepts related to eigenvalues, eigenvectors, and diagonalization of Amatrices.	An	C	Internal Exam/ Assignment/ Seminar/ Viva/ End Sem Exam
* - Remember (R), Understand (U), Apply (Ap), Analyse (An), Evaluate (E), Create (C)# - Factual Knowledge(F) Conceptual Knowledge (C) Procedural Knowledge (P) Metacognitive Knowledge (M)				

Detailed Syllabus:

Text: Howard Anton and Chriss Rorres, Elementary Linear Algebra (11/e), Applications version, Wiley				
Module	Unit	Content	Hrs (60)	Ext. Marks (70)
I	General Vector Spaces		12	
	1	Section 4.1: -Real vector spaces – up to and including Example 8.		
	2	Section 4.1:- Rest of the section.		
	3	Section 4.2: - Subspaces (examples 7, 8 are optional) – up to and Example 10.		
	4	Section 4.2: - From Example 10 to Example 15 (proof of theorem .4.2.3 is optional)		
	5	Section 4.2: - Rest of the section (Linear transformation view point is optional)		
II	Basis And Dimension		12	
	6	Section 4.3: - Linear independence – up to and including Theorem 4.3.3		
	7	Section 4.3: - Rest of the section (proofs of all the results are optional).		
	8	Section 4.4:- Coordinates and Basis -up to and including Example 5		
	9	Section 4.4: - rest of the section from Theorem 4.4.1.		
	10	Section 4.5:-Dimension – up to and including Example 3.		
	11	Section 4.5: - Rest of the section from Example 3 (proofs of all the theorems are optional).		
III	Matrix Transformations		12	
	12	Section 4.9: - Basic matrix transformations in R^2 and R^3 - Reflection operators, Projection operators		
	13	Section 4.9:- Rotation Operators – Rotation in R^3		
	14	Section 4.9:- Rest of the section.		
	15	Section 4.10: - Properties of Matrix Transformations – up to and including Example 4.		
	16	Section 4.10:- rest of the section (proofs of theorems are optional)		
	17	Section 4.11: - Geometry of Matrix Operators on R^2 (proof of Theorem 4.11.2 is optional)		
IV	Eigen Values and Diagonalization		12	
	18	Section 5.1:- Eigen values and eigen vectors – up to Theorem 5.1.3		
	19	Section 5.1; -From Theorem 5.1.3 to Example 7 (including)		
	20	Section 5.1: - Rest of the section (Eigen values of general linear transformation is optional)		
	21	Section 5.2: - Diagonalization – up to and including Example 4 (proofs of theorems are optional)		
	22	Section 5.2; - Rest of the section (Geometric and algebraic multiplicity are optional)		
V	OPEN ENDED		12	
	Rank space, Null space and Rank- Nullity theorem, General Linear transformations and Matrix representation, Eigen values of general linear transformation, Geometric and algebraic multiplicity.			

References:

1. Advanced Engineering Mathematics, 6th Edition, Dennis G. Zill, Jones & Bartlett Learning LLC (2018) ISBN: 978-1-284-10590-2.
2. Advanced Engineering Mathematics, Erwin Kreyzsig, 10th Edition, Wiley India.
3. Linear Algebra and its Applications: 3rd Edition, David C. Lay, Pearson Publications

Note: 1) Optional topics are exempted for end semester examination. (2) Proofs of all the results are exempted for external exam. (3) 70 external marks are distributed over the first four modules subjected to a minimum of 15 marks from each module.

Mapping of COs with PSOs and POs :

	PSO5	PSO6	PO1	PO2	PO3	PO4	PO5	PO6	PO7
CO 1	2	1	3	1	1	1	3	0	0
CO 2	2	1	2	1	1	1	2	0	0
CO 3	2	1	3	1	1	1	3	0	0

Correlation Levels:

Level	Correlation
-	Nil
1	Slightly / Low
2	Moderate / Medium
3	Substantial / High

Assessment Rubrics:

- Assignment/ Seminar
- Internal Exam
- Viva
- Final Exam (70%)

Mapping of COs to Assessment Rubrics:

	Internal Exam	Assignment	Seminar	Viva	End Semester Examinations
CO 1	✓	✓	✓	✓	✓
CO 2	✓	✓	✓	✓	✓
CO 3	✓	✓	✓	✓	✓

Programme	B. Sc. Mathematics Honours			
Course Code	MAT3MN205			
Course Title	OPTIMIZATION TECHNIQUES			
Type of Course	Minor			
Semester	III			
Academic Level	200 - 299			
Course Details	Credit	Lecture/Tutorial per week	Practical per week	Total Hours
	4	4	-	60
Pre-requisites	Basic understanding of linear algebra and introductory optimization concepts.			
Course Summary	This course provides a comprehensive exploration of linear programming and optimization techniques, focusing on graphical methods, the simplex method, and specialized problems like transportation and assignment. Students will gain practical skills in formulating, solving, and analyzing linear programming models, with applications in various optimization scenarios.			

Course Outcomes (CO):

CO	CO Statement	Cognitive Level*	Knowledge Category#	Evaluation Tools used
CO1	Describe the fundamental properties and types of linear programming models, distinguishing between maximization and minimization models, and explain various methods used for solving linear programming problems including graphical methods.	U	C	Internal Exam/ Assignment/ Seminar/ Viva/ End Sem Exam
CO2	Apply the simplex method to solve both maximization and minimization linear programming problems, compare the graphical method with the simplex method in terms of efficiency and applicability, and demonstrate problem-solving skills through worked-out examples.	Ap	P	Internal Exam/ Assignment/ Seminar/ Viva/ End Sem Exam
CO3	Evaluate and solve transportation and assignment problems using specific techniques such as the North-West corner method, Least Cost cell method, Vogel's approximation method, and the Hungarian method, while also comparing the transportation model with general linear programming models.	An	C	Internal Exam/ Assignment/ Seminar/ Viva/ End Sem Exam

Detailed Syllabus:

Text book		Operations Research (2/e), P Rama Murthy, New Age International Publishers		
Module	Unit	Content	Hrs (48 +12)	Ext. Marks (70)
I	Linear Programming Models: (Graphical Method)		10	17
	1	Section 2.1- Introduction, 2.2- Properties of Linear Programming Model		
	2	Section 2.3-Maximization Models		
	3	Section 2.4- Minimization Models		
	4	Section 2.5- Methods for the Solution of a Linear Programming Problem (up to Problem 2.9)		
	5	Section 2.5- Methods for the Solution of a Linear Programming Problem (From Problem 2.9)		
II	Linear Programming Models: (Simplex Method)		13	18
	6	Section 3.1- Introduction, 3.2- Comparison Between Graphical and Simplex Methods		
	7	Section 3.3- Maximisation Case		
	8	Section 3.4- Minimisation Case		
	9	Section 3.7- Minimisation Problems up to Problem 3.11		
	10	Section 3.7- Rest of the Section.		
III	Linear Programming Models: (Two Phase Simplex Method and Transportation Problem)		11	18
	11	Section 3.10- Artificial Variable Method or Two Phase Method up to Problem 3.19		
	12	Section 3.10- Rest of the Section.		
	13	Section 3.11- Degeneracy in Linear Programming Problems		
	14	Section 4.1 Introduction , 4.2 Transportation model		
	15	Section 4.3 – Comparison between Transportation model and general linear programming model		

	16	4.4- Approach to solution to a transportation problem by Transportation Algorithm up to and including 4.4.2	
IV		Linear Programming Models: (Transportation Problem and Assignment Problem)	14
	17	Section 4.4.3- Basic feasible solution by North -West corner method	17
	18	Section 4.4.4- Solution by Least Cost cell method	
	19	Section 4.4.5- Solution by Vogel's approximation method	
	20	Section 4.4.6- Optimality test- Stepping stone method of optimality test only	
	21	Section 5.1 Introduction, 5.2 – The Problem	
	22	Section 5.4- Approach to solution-Hungarian method(Other methods of solution are optional)	
V		Open Ended Module	12
		Simplex method special Cases- Alternate solution. Unbound Solutions ,Problem with Unrestricted Variables	
		Transportation model- Modified distribution method	
		Game theory	

References :

1. KV Mittal and C Mohan, Optimization methods in Operations research and system analysis(3/e)
2. Kanti Swarup, PK Gupta and Manmohan, Operations Research(20/e)

Note: 1) Optional topics are exempted for end semester examination. (2) Proofs of all the results are exempted for external exam. (3) The 70 external marks are distributed across the first four modules as per the allocation specified in the syllabus.

Mapping of COs with PSOs and POs :

	PSO 5	PSO6	PO1	PO2	PO3	PO4	PO5	PO6	PO7
CO 1	3	1	3	2	3	2	3	1	2
CO 2	3	2	3	2	3	2	3	1	2
CO 3	3	2	3	2	3	2	3	1	2

Correlation Levels:

Level	Correlation
-	Nil
1	Slightly / Low
2	Moderate / Medium
3	Substantial / High

Assessment Rubrics:

- Assignment/ Seminar
- Internal Exam
- Viva
- Final Exam (70%)

Mapping of COs to Assessment Rubrics:

	Internal Exam	Assignment	Seminar	Viva	End Semester Examinations
CO 1	✓	✓	✓	✓	✓
CO 2	✓	✓	✓	✓	✓
CO 3	✓	✓	✓	✓	✓

Programme	B. Sc. Mathematics Honours			
Course Code	MAT1MN106			
Course Title	PRINCIPLES OF MICRO ECONOMICS			
Type of Course	Minor			
Semester	I			
Academic Level	100 - 199			
Course Details	Credit	Lecture/Tutorial per week	Practical per week	Total Hours
	4	4	-	60
Pre-requisites	Higher Secondary Mathematics			
Course Summary	Explore market behaviour in Demand and Supply Analysis, focusing on utility, the law of demand, supply, and elasticity, and delve into Cost and Revenue Functions to understand cost structures, revenue functions, and their relation to demand elasticity. Explore the Theory of Consumer Behaviour to comprehend utility maximization and rational consumer choices, then apply economic optimization techniques using derivatives in Economic Applications to optimize functions and solve constrained optimization problems efficiently.			

Course Outcomes (CO):

CO	CO Statement	Cognitive Level*	Knowledge Category#	Evaluation Tools used
CO1	Analyse the factors affecting demand and supply and determine market equilibrium.	An	C	Internal Exam/ Assignment/ Seminar/ Viva/ End Sem Exam
CO2	Apply the concepts of cost and revenue functions to analyze short-run and long-run production decisions.	Ap	P	Internal Exam/ Assignment/ Seminar/ Viva/ End Sem Exam
CO3	Evaluate economic functions and optimize using derivatives and Lagrange multipliers.	E	C	Internal Exam/ Assignment/ Seminar/ Viva/ End Sem Exam
* - Remember (R), Understand (U), Apply (Ap), Analyse (An), Evaluate (E), Create (C) # - Factual Knowledge(F) Conceptual Knowledge (C) Procedural Knowledge (P) Metacognitive Knowledge (M)				

Detailed Syllabus:

Text Book		1. Principles of Micro Economics, H.L.Ahuja, 15th revised edition, S.Chand 2. Introduction to Mathematical Economics, Edward.T.Dowling, 3rd edition, Schaum's Outline series, TMH		
Module	Unit	Content	Hrs (48 +12)	Ext. Marks (70)
I	Demand and Supply Analysis Text(1) (Relevant sections of chapter 5 and 7)		13	Min 15
	1	Utility and demand, the meaning of demand and quantity demanded		
	2	The law of demand- demand curve- market demand curve		
	3	Reasons for the law of demand- slope of a demand curve		
	4	Shift in demand- demand function and demand curve		
	5	The meaning of supply- supply function- law of supply		
	6	Slope of a supply curve- shift in supply- market equilibrium		
	7	Price elasticity of demand- measurement of price elasticity- arc elasticity of demand- cross elasticity of demand		
II	Cost and Revenue Functions Text (1) (Relevant sections of chapter 19 and 21)		12	Min 15
	8	Cost function- Average Cost (AC) and Marginal Cost (MC)		
	9	Short run costs: Total Fixed and Variable Cost - Short Run average cost curve- Average Variable Cost (AVC)- Relationship between AVC and Average product- Average Total Cost- Marginal Cost		
	10	Long run costs: Long Run Average Cost Curve- relationship of Long run Average Cost Curve (LAC) and Long run Marginal Cost Curve (LMC) with SAC and SMC		
	11	Revenue function, Marginal Revenue (MR) and Average Revenue (AR)		
	12	Relation between MR, AR and elasticity of demand		
III	Theory Of Consumer Behaviour Text (1) (Relevant sections of chapter 9 and 11)		10	Min 15
	13	Cardinal utility analysis- the law of diminishing marginal utility- illustration of law of diminishing marginal utility		
	14	The law of equi-marginal utility		
	15	Indifference curves- ordinal utility		
	16	Marginal rate of substitution- properties of indifference curves		
IV	Economic Applications of Derivatives Text (2) (Chap-4: sec 4.7&4.8, Chap 5: sec 5.1 to 5.7)		13	
	17	Economic application of derivatives- marginal, average, total concepts		

	18	Optimizing economic function		Min 15
	19	Functions of several variables and partial derivatives		
	20	Second order partial derivatives, optimization of multivariable function		
	21	Constrained optimization with Lagrange multipliers		
	22	Significance of Lagrange multipliers, differentials		
V	Open Ended		12	
	Derivative of a function, first order derivative, second order derivative, local maxima, local minima, optimization			
References:				
1. Mathematical analysis for economists, RGD Allen, Macmillan.				
2. Maths for Economics(3/e), Geoff Renshaw, Oxford University Press, N.Y. (2012)				

Note: 1) Proofs of all the results are exempted for external exam. (2) 70 external marks are distributed over the first four modules subjected to a minimum of 15 marks from each module. Mapping of COs with PSOs and POs :

	PSO5	PSO6	PO1	PO2	PO3	PO4	PO5	PO6	PO7
CO 1	3	2	3	2	3	2	3	1	2
CO 2	2	1	3	2	3	2	3	1	2
CO 3	3	2	3	1	3	2	3	1	3

Correlation Levels:

Level	Correlation
-	Nil
1	Slightly / Low
2	Moderate / Medium
3	Substantial / High

Assessment Rubrics:

- Assignment/ Seminar
- Internal Exam
- Viva
- Final Exam (70%)

Mapping of COs to Assessment Rubrics:

	Internal Exam	Assignment	Seminar	Viva	End Semester Examinations
CO 1	✓	✓	✓	✓	✓
CO 2	✓	✓	✓	✓	✓
CO 3	✓	✓	✓	✓	✓

Programme	B. Sc. Mathematics Honours			
Course Code	MAT2MN106			
Course Title	OPTIMIZATION TECHNIQUES IN ECONOMICS			
Type of Course	Minor			
Semester	II			
Academic Level	100 - 199			
Course Details	Credit	Lecture/Tutorial per week	Practical per week	Total Hours
	4	4	-	60
Pre-requisites	Higher Secondary Mathematics			
Course Summary	This course examines the causes, effects, and measures of income inequality, including its measurement using tools like the Lorenz curve and Gini ratio. It explores calculus of several variables, focusing on directional derivatives, gradients, and optimization techniques, both constrained and unconstrained, with applications in economic contexts such as profit maximization and monopolistic practices. Additionally, the course covers input-output analysis, introducing technological coefficient matrices and models to analyse economic equilibrium and production functions.			

Course Outcomes (CO):

CO	CO Statement	Cognitive Level*	Knowledge Category#	Evaluation Tools used
CO1	Analyse the causes and effects of income inequality and evaluate the measures used to reduce it.	An	C	Internal Exam/ Assignment/ Seminar/ Viva/ End Sem Exam
CO2	Apply the principles of calculus to optimize economic functions without constraints.	Ap	P	Internal Exam/ Assignment/ Seminar/ Viva/ End Sem Exam
CO3	Evaluate constrained optimization problems using appropriate mathematical techniques.	E	P	Internal Exam/ Assignment/ Seminar/ Viva/ End Sem Exam
* - Remember (R), Understand (U), Apply (Ap), Analyse (An), Evaluate (E), Create (C) # - Factual Knowledge(F) Conceptual Knowledge (C) Procedural Knowledge (P) Metacognitive Knowledge (M)				

Detailed Syllabus:

Text book:		1 Micro Economic Theory(6/e), M.L.Jhingan, Vrinda publications. 2. Mathematics for Economists, Carl.P.Simon, Lawrence Blume, W.W. Nortan& Company, Inc(1994) ISBN 0-393-95733-0. 3. Mathematics for Economics(Revised Edn), Mehta- Madnani, S. Chand.				
Module	Unit	Content	Hrs (48 +12)	Ext. Marks (70)		
I	Inequalities in Income -Text (1) (Chapter 47)		10	Min 15		
	1	Inequalities in Income- Causes of inequality				
	2	Effects of inequality – measures to reduce inequality				
	3	Measurement of inequality of income- Lorenz curve Gini ratio				
II	Calculus of Several Variables and Unconstrained Optimization Text(2)(Chap 14: 14.6,14.7,14.8, Chap 17: sec.17.1 to 17.5)		14	Min 15		
	4	Directional derivatives and gradients, the gradient vector				
	5	Approximation by differential Jacobian derivative				
	6	The chain rule, higher order derivative				
	7	Second order derivatives and Hessians				
	8	Young’s theorem, economical applications				
	9	Unconstrained optimization: definitions, first order conditions, second order conditions				
	10	Global maxima and minima, global maxima of concave functions				
	11	Economic applications- profit maximising firm- discriminating Monopolist				
	12	Least square analysis				
	III	Constrained Optimization - Text (2) (Chap 18: sec.18.1 to 18.7)			12	Min 15
		13	First order conditions: objective function, constraint functions, examples			
14		Equality constraints, two variables and one equality constraints, several equality constraints				
15		Inequality constraints, one inequality constraint, several inequality constraints				

	16	Mixed constraints, constrained minimization problems		
	17	Kuhn-Tucker formulation, examples and applications		
IV	Input output analysis - Text (3) (Chap 19 :sec.19.1 to19.7,19.9,19.11,19.13)		12	
	18	Introduction- assumption- technological coefficient matrix		Min 15
	19	Closed and open input output model- coefficient matrix and open model		
	20	The Hawkins- Simon conditions- solution for two industries		
	21	Determination of equilibrium of prices- coefficient matrix and closed model		
	22	The Leontief production function- limitation of input output analysis		
V	Open Ended Module		12	
	The total derivative, The chain rule, Level curves and their tangents, Concave and Convex Functions			
References:				
1. Mathematical Analysis for Economists, R G D Allen, Macmillan.				
2. Fundamentals of Mathematical Economics(4/e), A C Chiang& K Wainwright, McGraw Hill.				
3. Mathematical Optimization and Economic Theory (Classics in Applied Mathematics), Michael D Intriligator, SIAM(2002)				

Note: 1) Proofs of all the results are exempted for external exam. (2) 70 external marks are distributed over the first four modules subjected to a minimum of 15 marks from each module.

Mapping of COs with PSOs and POs :

	PSO5	PSO6	PO1	PO2	PO3	PO4	PO5	PO6	PO7
CO 1	2	2	3	2	2	1	3	2	1
CO 2	3	2	3	1	2	1	3	1	1
CO 3	2	2	3	1	2	1	3	1	1

Correlation Levels:

Level	Correlation
-	Nil
1	Slightly / Low
2	Moderate / Medium
3	Substantial / High

Assessment Rubrics:

- Assignment/ Seminar
- Internal Exam
- Viva
- Final Exam (70%)

Mapping of COs to Assessment Rubrics:

	Internal Exam	Assignment	Seminar	Viva	End Semester Examinations
CO 1	✓	✓	✓	✓	✓
CO 2	✓	✓	✓	✓	✓
CO 3	✓	✓	✓	✓	✓

Programme	B. Sc. Mathematics Honours			
Course Code	MAT3MN206			
Course Title	APPLIED MATHEMATICS FOR ECONOMIC ANALYSIS			
Type of Course	Minor			
Semester	III			
Academic Level	200 - 299			
Course Details	Credit	Lecture/Tutorial per week	Practical per week	Total Hours
	4	4	-	60
Pre-requisites	Higher Secondary Mathematics			
Course Summary	This course covers differential and difference equations and their economic applications. It explores production functions, including the law of variable proportions, isoquants, and optimization of Cobb-Douglas and CES functions. Additionally, it introduces econometrics, focusing on regression analysis and econometric methodology.			

Course Outcomes (CO):

CO	CO Statement	Cognitive Level*	Knowledge Category#	Evaluation Tools used
CO1	Apply differential and difference equations to model and solve economic problems.	Ap	P	Internal Exam/ Assignment/ Seminar/ Viva/ End Sem Exam
CO2	Analyse production functions to understand the relationship between inputs and outputs, including optimization techniques.	An	C	Internal Exam/ Assignment/ Seminar/ Viva/ End Sem Exam
CO3	Evaluate econometric models to interpret statistical relationships and economic variables.	E	C	Internal Exam/ Assignment/ Seminar/ Viva/ End Sem Exam
* - Remember (R), Understand (U), Apply (Ap), Analyse (An), Evaluate (E), Create (C) # - Factual Knowledge(F) Conceptual Knowledge (C) Procedural Knowledge (P) Metacognitive Knowledge (M)				

Detailed Syllabus:

Text Books	1. Introduction to Mathematical Economics , Edward.T.Dowling, Schaum's Outline series, 3 rd edition, TMH. 2. Econometrics and Mathematical Economics , SP singh, AP Parashar, HP singh, S.Chand 3. Basic Economics(4/e) , Damodar N Gujarati and Sangeeta, TMH Indian Reprint, 2008.						
Module	Unit	Content	Hrs (48 +12)	Ext. Marks (70)			
I	Differential and Difference Equations - Text (1) (Chapter 16, 17)		12	Min 15			
	1	Differential Equation: definition and concepts					
	2	First order linear differential equation, exact differential equations, integrating factors					
	3	Separation of variables, Economic applications					
	4	Difference equations: definitions and concepts					
	5	First order linear difference equations, Economic applications					
	6	The Cobweb Model, the Harrod model					
II	The Production Function - Text (2) (Chapter 14: sec 14.1-14.9)		10	Min 15			
	7	Meaning and nature of production function, the Law of Variable Proportions					
	8	Isoquants, Marginal Rate of Technical Substitution (MRTS)					
	9	Producers' equilibrium, expansion of path.					
	10	The elasticity of substitution, ridge lines and Economic region of production					
III	The Production Function(contd.) and Euler's theorem Text (1&2) (Chapter 14: sec 14.10 to 14.13 of text 2, Chap 6: sec 6.9 &6.10 of Text 1)		14	Min 15			
	11	Euler's theorem (Statement only), Euler's theorem and homogenous production function					
	12	Cobb Douglas production function, properties, limitations					
	13	CES production function, properties, advantages, limitations					
	14	Returns to scale, Cobb Web theorem					
	15	Optimization of Cobb Douglas, Optimization of CES production Function					
	IV	Econometrics - Text (3) (Pages 1 to 59)			12	Min 15	
16		Introduction to Econometrics					
17		Statistical v/s deterministic relationships, regression v/s correlation					
18		Types of data, Measurements of Economic variables					
19		Methodology of Econometrics					
20		Two variable regression analysis					
21		Population regression function (PRF), Stochastic specification of PRF					
22		Sample regression function (SRF)					
V				12			

Open Ended Module		
Matrix solution of Simultaneous Differential and Difference equations, Differentiation of Exponential and Logarithmic functions		
References:		
1 Mathematical Analysis for Economists, RGD Allen, MacMillan.		
2 Fundamentals of Mathematical Economics, A C Chiang & K Wainwright (4/e), McGraw Hill		
3 Introductory Econometrics: A Modern Approach (6/e), Jeffrey M. Wooldridge, Cengage learning 2016		

Note: 1) Proofs of all the results are exempted for external exam. (2) 70 external marks are distributed over the first four modules subjected to a minimum of 15 marks from each module.

Mapping of COs with PSOs and POs :

	PSO5	PSO6	PO1	PO2	PO3	PO4	PO5	PO6	PO7
CO 1	3	1	3	2	3	2	3	1	2
CO 2	3	1	3	2	3	2	3	1	2
CO 3	2	3	3	2	3	2	3	1	2

Correlation Levels:

Level	Correlation
-	Nil
1	Slightly / Low
2	Moderate / Medium
3	Substantial / High

Assessment Rubrics:

- Assignment/ Seminar
- Internal Exam
- Viva
- Final Exam (70%)

Mapping of COs to Assessment Rubrics:

	Internal Exam	Assignment	Seminar	Viva	End Semester Examinations
CO 1	✓	✓	✓	✓	✓
CO 2	✓	✓	✓	✓	✓
CO 3	✓	✓	✓	✓	✓

ONLINE COURSES

(These courses are currently available on the government portal SWAYAM. If they are removed in the future, the board will update the course listings accordingly)

I. **The course in brackets, including its course code, is equivalent to the online course specified against it.**

1. (MAT1CJ101 Differential Calculus + MAT2CJ101 Integral Calculus)

https://onlinecourses.nptel.ac.in/noc24_ma47/preview

Calculus of One Real Variable

By Prof. Joydeep Dutta | IIT Kanpur

2. (MAT3CJ201 MULTIVARIABLE CALCULUS)

https://onlinecourses.nptel.ac.in/noc24_ma52/preview

Calculus of Several Real Variables

By Prof. Joydeep Dutta | IIT Kanpur

3. (MAT4CJ203 REAL ANALYSIS I)

https://onlinecourses.swayam2.ac.in/cec24_ma01/preview

Real Analysis

By Prof. Surajit Borkotokey | Dibrugarh University

4. (MAT5CJ302 ABSTRACT ALGEBRA I)

https://onlinecourses.nptel.ac.in/noc24_ma50/preview

Introduction to Abstract Group Theory

By Prof. Krishna Hanumanthu | Chennai Mathematical Institute

5. (MAT5CJ303 COMPLEX ANALYSIS I + MAT6CJ304 COMPLEX ANALYSIS II)

https://onlinecourses.nptel.ac.in/noc24_ma60/preview

Complex Analysis

By Prof. Pranav Haridas | Kerala School of Mathematics

6. (MAT8EJ401 Advanced Topology)

https://onlinecourses.nptel.ac.in/noc24_ma74/preview

An Introduction to Point-Set-Topology Part-II

By Prof. Anant R. Shastri | IIT Bombay

7. (MAT8EJ402 PARTIAL DIFFERENTIAL EQUATIONS)

https://onlinecourses.nptel.ac.in/noc24_ma73/preview

Partial Differential Equations
By Prof. Sivaji Ganesh | IIT Bombay

8. (MAT8EJ406 OPERATIONS RESEARCH)

https://onlinecourses.swayam2.ac.in/cec24_ma05/preview

Operations Research
By Professor Bibhas C. Giri | Jadavpur University

II. The following courses are intended to offer students additional credits beyond their regular credits.

1. https://onlinecourses.nptel.ac.in/noc24_ma42/preview

Set Theory and Mathematical Logic
By Prof. Amit Kuber | IIT Kanpur
(For first year students)

2. https://onlinecourses.swayam2.ac.in/cec24_ma17/preview

Logic and Sets
By Mr. Mohamed Nishad Maniparambath | Farook
College, Kozhikode

3. https://onlinecourses.nptel.ac.in/noc24_ma89/preview

A Basic Course in Number Theory
By Prof. Shripad Garge | IIT Bombay

Model Question Papers

First Semester

FIRST SEMESTER B.Sc.(CUFYUGP) DEGREE EXAMINATION

OCTOBER 2024

MAT1CJ101 / MAT1MN100: DIFFERENTIAL CALCULUS

(Credits: 4)

Time: Two Hours

Maximum: 70 Marks

Section A

Answer any number of questions

Each question carries 3 marks

Overall Ceiling 24

1. Determine the domain of the composite function $f \circ g$ of the functions $f(x) = \sqrt{x}$ and $g(x) = x + 1$. Evaluate f at the points $g(3)$ and $f(9)$.
2. Evaluate $\lim_{x \rightarrow 0} \frac{\sqrt{x+2} - \sqrt{2}}{x}$.
3. Does the curve $y = x^4 - 2x^2 + 2$ have any horizontal tangents? If so, where?
4. The curve $y = ax^2 + bx + c$ passes through the point $(1, 2)$ and is tangent to the line $y = x$ at the origin. Find a, b and c .
5. Find $\frac{dy}{dx}$ if $2y = x^2 + \sin y$.
6. Find the normal to the curve $x^2 - xy + y^2 = 7$ at the point $(-1, 2)$.
7. Find the absolute extrema of $f(x) = x^{\frac{2}{3}}$ on $[-2, 3]$.
8. If $f'(x) = 0$ at each point of an interval I , then show that $f(x) = C$ for all x in I , where C is a constant.
9. Give an example of a function defined on $[0, 1]$ that has neither a local maximum nor a local minimum value at 0 .
10. Show that $\lim_{x \rightarrow \infty} \frac{1}{x} = 0$.

Section B

Answer any number of questions

Each question carries 6 marks

Overall Ceiling 36

11. Give an equation for the shifted graph of $x = 3y^2$ up 2 and right 3 units. Then sketch the original and shifted graphs together.
12. Is any real number exactly 1 less than its cube? Justify your answer.
13. Define the left-hand limit of a function f at a point x_0 . Give one example.

14. Find the average rate of change of $f(t) = 1/t$ with respect to t over the interval from $t = 2$ to $t = 3$.
15. What is implicit differentiation? When do you need it? Give examples.
16. Show that the function $f(x) = x^4 + 3x + 1$ has exactly one zero in the interval $[-2, -1]$.
17. Using the Sandwich Theorem to find the asymptotes of the curve $y = 2 + \frac{\sin x}{x}$.
18. Find a function that satisfies the following conditions and sketch its graph.

$$\lim_{x \rightarrow \pm\infty} f(x) = 1, \lim_{x \rightarrow 1^-} f(x) = \infty, \lim_{x \rightarrow 1^+} f(x) = -\infty.$$

Section C

*Answer any **one** of question
The question carries **10** marks
Maximum **10** marks*

19. (a) Find the intervals on which $f(x) = -x^3 + 12x + 5, -3 \leq x \leq 3$ is increasing and decreasing. Where does the function assume extreme values and what are these values?
(b) Show that $f(x) = \frac{x^2+x-6}{x^2-4}$ has a continuous extension to $x = 2$, and find that extension.
20. Graph the function $y = \frac{x^3+1}{x}$.

FIRST SEMESTER B.Sc.(CUFYUGP) DEGREE EXAMINATION

OCTOBER 2024

MAT1MN101: CALCULUS

(Credits: 4)

Time: Two Hours

Maximum: 70 Marks

Section A

Answer any number of questions

Each question carries 3 marks

Overall Ceiling 24

1. Calculate the average rate of change of the function $f(x) = x^2 + 2x$ over the interval $[0, 2]$.
2. What is the slope of the tangent line to the graph of $f(x) = \frac{1}{1+x^2}$ at $(-1, 1)$.
3. Find the points on the graph of $f(x) = x^4 - 2x^2 + 2$ where the tangent line is horizontal.
4. Find functions f and g such that $F(x) = \sin(x^2)$ can be written as $F(x) = f(g(x))$. Also find $F'(x)$.
5. If $y = 2x^2 - x + 1$, find Δy approximately using derivatives when x changes from 1 to 0.5.
6. Find the relative extrema of $f(x) = x^4 - 4x^3 + 12$.
7. Determine the intervals where the graph of $f(x) = x^{2/3}$ is concave upward.
8. Find $\int (x+1)(x^2-2) dx$.
9. Find $\int \frac{\cos\sqrt{x}}{\sqrt{x}} dx$.
10. Find the average value of the function $f(x) = 4 - x^2$ over the interval $[-1, 3]$.

Section B

Answer any number of questions

Each question carries 6 marks

Overall Ceiling 36

11. Find an equation of the tangent line to the graph of $x^2 + y^2 = 4$ at the point $(1, \sqrt{3})$
12. The volume V of a cube with sides of length ' x ' inches is changing with respect to time, in seconds. How fast is the volume of the cube increasing when the side of the cube is 10 in. long and increasing at the rate of 0.5in/sec?
13. Find the extreme values of the function

$$f(x) = 3x^4 - 4x^3 - 8 \text{ on } [-1, 2]$$

14. Verify the Mean Value theorem for the function

$$f(x) = x^3 \text{ on } [-1, 1]$$

15. Evaluate $\lim_{n \rightarrow \infty} \sum_1^n \left[\binom{k}{n}^2 + 2 \right] \left(\frac{4}{n} \right)$.

16. The velocity function of a car moving along a straight road is given by $v(t) = t - 20$ for $0 \leq t \leq 40$. Show that at $t = 40$, the car will be in the same position as it was initially.

17. Find the area of the regions between the graphs of $y = x^2 + 2$ and $y = x - 1$ and the vertical lines $x = -1$ & $x = 2$.

18. Find the volume of the solid obtained by revolving the region under the graph of $y = \sqrt{x}$ on $[0, 2]$ about the X -axis.

Section C

*Answer any one of question
The question carries 10 marks
Maximum 10 marks*

19. (a) Find the points of inflection of $f(x) = (x - 1)^{1/3}$.

(b) Find the relative extrema of $f(x) = x^3 - 3x^2 - 24x + 32$ using the second derivative test.

20. Sketch the graph of the function

$$f(x) = \frac{x^2}{x^2 - 1}$$

FIRST SEMESTER B.Sc.(CUFYUGP) DEGREE EXAMINATION

OCTOBER 2024

MAT1MN102: CALCULUS OF SINGLE VARIABLE

(Credits: 4)

Time: Two Hours

Maximum: 70 Marks

Section A

Answer any number of questions

Each question carries 3 marks

Overall Ceiling 24

1. Explain why $\lim_{x \rightarrow 0} \frac{|x|}{x}$ does not exist.
2. Find $\lim_{x \rightarrow 5} (x^2 - 4x + 3)$.
3. Compute $\lim_{x \rightarrow -4} \frac{2x + 8}{x^2 + x - 12}$
4. Evaluate the slope of the tangent line to $y = \sqrt{x}$ at $x = 9$.
5. Compute $\frac{dy}{dx}$ if $y = 3x^8 - 2x^5 + 6x + 1$.
6. Find $\frac{dy}{dx}$ if $y = \cos(x^3)$.
7. Use implicit differentiation to find dy/dx if $5y^2 + \sin y = x^2$.
8. Using L'Hopital's Rule Evaluate $\lim_{x \rightarrow 2} \frac{x^2 - 4}{x - 2}$
9. Find the interval on which $f(x) = x^3$ is increasing.
10. Find all critical points of $f(x) = x^3 - 3x + 1$.

Section B

Answer any number of questions

Each question carries 6 marks

Overall Ceiling 36

11. Find $\lim_{x \rightarrow +\infty} \frac{3x + 5}{6x - 8}$
12. Discuss the continuity of the function $f(x) = \sqrt{9 - x^2}$
13. Find an equation for the tangent line to the curve $y = 2/x$ at the point $(2, 1)$ on this curve.

14. Show that $|x|$ is continuous everywhere.
15. Find $y'(x)$ for $y = \frac{x^3 + 2x^2 - 1}{x + 5}$.
16. Find $\frac{dy}{dx}$ if $y = \sin^{-1}(x^3)$ and $y = \sec^{-1}(e^x)$
17. Compute $\frac{d}{dx} \left[\ln \left(\frac{x^2 \sin x}{\sqrt{1+x}} \right) \right]$
18. Use logarithmic differentiation to find $\frac{d}{dx} [(x^2 + 1)^{\sin x}]$

Section C

*Answer any **one** of question
The question carries **10** marks
Maximum **10** marks*

19. (a) Find dy/dx if $y = \frac{\sin x}{1 + \cos x}$
- (b) Evaluate $\lim_{x \rightarrow 0^+} \left(\frac{1}{x} - \frac{1}{\sin x} \right)$
20. Sketch the graph of the equation $y = x^3 - 3x + 2$ and identify the locations of the intercepts, relative extrema, and inflection points.

FIRST SEMESTER B.Sc.(CUFYUGP) DEGREE EXAMINATION

OCTOBER 2024

MAT1MN103: BASIC CALCULUS

(Credits: 4)

Time: Two Hours

Maximum: 70 Marks

Section A

Answer any number of questions

Each question carries 3 marks

Overall Ceiling 24

1. Find the domain of the function $f(x) = \sqrt{x-1}$
2. Solve: $\ln(2x-3) = 5$
3. Show that the function $f(x) = x^3 + 2x - 1$ has a zero in the interval $[0, 1]$.
4. Use the quotient rule to differentiate $f(x) = \frac{\sqrt{x}}{x^3+1}$
5. Find $\frac{dy}{dx}$ given that $y^3 + y^2 - 5y - x^2 = -4$
6. Solve $\arctan(2x-1) = \frac{\pi}{4}$ for x .
7. Define increasing function on a interval. Give one example.
8. Find the points of inflection of $f(x) = x^3 - 6x^2 + 12x$.
9. Find the general solution of the differential equation $\frac{dy}{dt} = 9t^2$
10. Evaluate the integral $\int_{-1}^2 (x^2 - 3x + 2)dx$.

Section B

Answer any number of questions

Each question carries 6 marks

Overall Ceiling 36

11. Show that the functions f and g are inverses of each other, where $f(x) = 2x^3 - 1$ and $g(x) = \sqrt[3]{\frac{x+1}{2}}$.
12. Show that the limit $\lim_{x \rightarrow 0} \frac{|x|}{x}$ does not exist.
13. Evaluate: $\lim_{x \rightarrow 0} \frac{\sqrt{x+1}-1}{x}$
14. Using formal definition of derivatives, evaluate $f'(x)$ for the function $f(x) = \sqrt{x}$

15. Find an equation of the tangent line to the graph of $f(x) = \frac{3-\frac{1}{x}}{x+5}$ at $(-1, 1)$.
16. Find the extrema of $f(x) = 2x - 3x^{2/3}$ on the interval $[-1, 3]$.
17. Find the two x -intercepts of the function $f(x) = x^2 - x - 2$ and show that $f'(x) = 0$ at some point between the two x -intercepts.
18. Evaluate $\int_0^2 |2x - 1| dx$.

Section C

*Answer any **one** of question
The question carries **10** marks
Maximum **10** marks*

19. Analyze and Sketch the graph of the function $f(x) = \frac{x^2-2x+4}{x-2}$.
20. (a). Find the average value of $f(x) = 3x^2 - 2x$ on the interval $[1, 4]$.
- (b). Find the derivative of $F(t) = \int_{\pi/2}^{x^2} \cos t dt$.

FIRST SEMESTER B.Sc.(CUFYUGP) DEGREE EXAMINATION

OCTOBER 2024

MAT1MN104: MATHEMATICAL LOGIC, SET THEORY AND
COMBINATORICS

(Credits: 4)

Time: Two Hours

Maximum: 70 Marks

Section A

Answer any number of questions

Each question carries 3 marks

Overall Ceiling 24

1. Give truth tables for conjunction and disjunction of two propositions.
2. Rewrite the proposition “for each integer x , there exists an integer y such that $x + y = 0$ ” symbolically.
3. Define contradiction. Give example.
4. Let $A = \{a, b, x, y, z\}$, $B = \{c, d, e, x, y, z\}$, and $U = \{a, b, c, d, e, w, x, y, z\}$. Find $(A \cup B)'$ and $A' \cap B'$.
5. Let $|A| = 3$, $|B| = 5$ and $|A \cap B| = 2$. Find $|A \cup B|$.
6. List the elements of the Cartesian product $A \times B$, where $A = \{1, 2\}$ and $B = \{a, b, c\}$.
7. Let $A = \begin{bmatrix} 2 & -3 & 7 \\ 0 & 1 & 1 \end{bmatrix}$ and $B = \begin{bmatrix} 1 & 5 & 0 \\ 2 & 0 & -1 \end{bmatrix}$. Find $A + B$
8. Find the number of ways of drawing a red queen or a black king from a standard deck of playing cards.
9. Find the number of words that can be formed by scrambling the letters of the word SCRAMBLE.
10. Suppose a card is drawn at random from a standard deck of playing cards. Find the probability that it will be a spade.

Section B

Answer any number of questions

Each question carries 6 marks

Overall Ceiling 36

11. Show that $p \rightarrow q \equiv \sim q \rightarrow \sim p$
12. Simplify the set expression $(A \cap B') \cup (A' \cap B) \cup (A' \cap B')$.

13. Using the principle of inclusion-exclusion, find the number of elements in the union of three sets A , B , and C where $|A| = 10$, $|B| = 15$, $|C| = 20$, $|A \cap B| = 5$, $|A \cap C| = 4$, $|B \cap C| = 3$, and $|A \cap B \cap C| = 2$
14. Define absolute value function and draw its graph.
15. Find the number of positive integers ≤ 3000 and not divisible by 7 or 8.
16. Let $A = \begin{bmatrix} 1 & -2 & 3 \\ 0 & 4 & -1 \end{bmatrix}$ and $B = \begin{bmatrix} 3 & -2 \\ 0 & 1 \\ -1 & 0 \end{bmatrix}$. Find AB and BA , if defined.
17. Find the number of groups that can be formed from a group of seven marbles if each group must contain at least three marbles.
18. Find the probability of obtaining at least one head when three coins are tossed.

Section C

Answer any one of question
The question carries 10 marks
Maximum 10 marks

19. Let $A = \begin{bmatrix} 2 & -3 \\ 5 & 0 \end{bmatrix}$, $B = \begin{bmatrix} 1 & 0 & -1 \\ 2 & -3 & 5 \end{bmatrix}$ and $C = \begin{bmatrix} 0 & -2 & 1 \\ -3 & 0 & 4 \end{bmatrix}$.
- (a). Show that $A + (-A) = O$
- (b). Show that $A(B + C) = AB + AC$.
20. (a). Explain converse, inverse, and contrapositive of a proposition with examples.
- (b). Verify that $\sim (p \vee q) \equiv \sim p \wedge \sim q$ and $\sim (p \wedge q) \equiv \sim p \vee \sim q$

FIRST SEMESTER B.Sc.(CUFYUGP) DEGREE EXAMINATION

OCTOBER 2024

MAT1MN105: MATRIX THEORY

(Credits: 4)

Time: Two Hours

Maximum: 70 Marks

Section A

Answer any number of questions

Each question carries 3 marks

Overall Ceiling 24

1. Use parametric equations to describe the solution set of the linear equation $7x - 5y = 3$
2. If $A = \begin{bmatrix} 3 & 0 \\ -1 & 2 \\ 1 & 1 \end{bmatrix}$, $B = \begin{bmatrix} 1 & 4 & 2 \\ 3 & 1 & 5 \end{bmatrix}$, find $2A^T + B$
3. Give an example to show that matrix multiplication is not commutative
4. What conditions must b_1, b_2 and b_3 satisfy in order for the system of equations
 $x_1 + x_2 + 2x_3 = b_1$
 $x_1 + x_3 = b_2$
 $2x_1 + x_2 + 3x_3 = b_3$ to be consistent
5. If $A = \begin{bmatrix} 3 & 2 & 6 \\ 0 & 1 & -2 \\ 0 & 0 & -1 \end{bmatrix}$ and $B = \begin{bmatrix} -1 & 2 & 7 \\ 0 & 5 & 3 \\ 0 & 0 & 6 \end{bmatrix}$, find the diagonal entries of AB by inspection.
6. If $A = \begin{bmatrix} 1 & 0 & 0 & -1 \\ 3 & 1 & 2 & 2 \\ 1 & 0 & -2 & 1 \\ 2 & 0 & 0 & 1 \end{bmatrix}$, find $\det(A)$
7. Find adjoint of the matrix $A = \begin{bmatrix} 3 & 2 & -1 \\ 1 & 6 & 3 \\ 2 & -4 & 0 \end{bmatrix}$
8. If A, B are square matrices of same order, check whether $\det(A + B) = \det(A) + \det(B)$
9. If $\mathbf{u} = (1, 3, -2, 7)$ and $\mathbf{v} = (0, 7, 2, 2)$, find the dot product of the vectors \mathbf{u} and \mathbf{v} . Also find the distance between \mathbf{u} and \mathbf{v}
10. Find the initial point of the vector that is equivalent to $\mathbf{u} = (1, 2)$ and whose terminal point is $B(2, 0)$

Section B

Answer any number of questions

Each question carries 6 marks

Overall Ceiling 36

11. Solve the linear system

$$\begin{aligned}4x - 2y &= 1 \\16x - 8y &= 4\end{aligned}$$

12. Solve by Gauss-Jordan elimination.

$$\begin{aligned}x_1 + 3x_2 - 2x_3 + 2x_5 &= 0 \\2x_1 + 6x_2 - 5x_3 - 2x_4 + 4x_5 - 3x_6 &= -1 \\5x_3 + 10x_4 + 15x_6 &= 5 \\2x_1 + 6x_2 + 8x_4 + 4x_5 + 18x_6 &= 6\end{aligned}$$

13. Using the row operations find the inverse of $A = \begin{bmatrix} 1 & 2 & 3 \\ 2 & 5 & 3 \\ 1 & 0 & 8 \end{bmatrix}$

14. If $A = \begin{bmatrix} 1 & 2 \\ 1 & 3 \end{bmatrix}$, show that $(A^{-1})^3 = (A^3)^{-1}$

15. Use row reduction to show that $\begin{vmatrix} 1 & 1 & 1 \\ a & b & c \\ a^2 & b^2 & c^2 \end{vmatrix} = (b-a)(c-a)(c-b)$

16. Use Cramer's rule to solve

$$\begin{aligned}x_1 + 2x_3 &= 6 \\-3x_1 + 4x_2 + 6x_3 &= 30 \\-2x_1 - 2x_2 + 3x_3 &= 8\end{aligned}$$

17. Find vector and parametric equations for the line in R^2 that passes through the points $P(0, 7)$ and $Q(5, 0)$

18. Find vector and parametric equations for the line in R^2 that passes through the points $P(0, 7)$ and $Q(5, 0)$

Section C

*Answer any one of question
The question carries 10 marks
Maximum 10 marks*

19. (a) Solve the linear system by Gaussian elimination

$$\begin{aligned}2x_1 + 2x_2 + 2x_3 &= 0 \\-2x_1 + 5x_2 + 2x_3 &= 1 \\8x_1 + x_2 + 4x_3 &= -1\end{aligned}$$

(b) If $A = \begin{bmatrix} a & b \\ c & d \end{bmatrix}$, show that $(A^{-1})^T = (A^T)^{-1}$

20. Let $\mathbf{u} = (3, 2, -1)$, $\mathbf{v} = (0, 2, -3)$, $\mathbf{w} = (2, 6, 7)$. Compute $\mathbf{u} \cdot (\mathbf{v} \times \mathbf{w})$, $\mathbf{u} \times (\mathbf{v} \times \mathbf{w})$ and $(\mathbf{u} + \mathbf{v}) \times \mathbf{w}$

FIRST SEMESTER B.Sc.(CUFYUGP) DEGREE EXAMINATION

OCTOBER 2024

MAT1MN106 - PRINCIPLES OF MICRO ECONOMICS

(Credits: 4)

Time: Two Hours

Maximum: 70 Marks

Section A

Answer any number of questions

Each question carries 3 marks

Overall Ceiling 24

1. Define Law of Demand.
2. Define market demand curve.
3. What is meant by Cross elasticity of demand.
4. Define average and marginal revenue.
5. What is meant by a point of inflexion?
6. Define an indifference map.
7. Explain the term 'shift' in demand curve.
8. Explain the meaning of Budget line.
9. If $TC = 5Q^2 + 12Q + 14$, find MC .
10. Given price equation $p = 100 - 2q$ find the point elasticity of demand when $q = 10$.

Section B

Answer any number of questions

Each question carries 6 marks

Overall Ceiling 36

11. Derive the relation between MR, AR and elasticity of demand.
12. What are the determinants of demand?
13. Explain the various assumptions on the problem of cost production.
14. Explain the properties of indifference curves.
15. Assume a four sector economy, where $Y = C + I + G + (X - M)$, $C = C_0 + bY$, $I = I_0 + aY$, $G = G_0, Z = Z_0$. Find the equilibrium level of income in terms of general parameters.
16. What are the criticism against utility approach?

17. Find the slope of the average cost curve in terms of average cost and marginal cost.
18. Suppose the price ' p ' and quantity ' q ' of a commodity are related by the equation $q = 30 - 4p - p^2$. Find elasticity of demand at $p = 2$.

Section C

*Answer any **one** of question
The question carries **10** marks
Maximum **10** marks*

19. (a) The average cost function is given by $AC = \frac{1500}{q} + 15 - 6q + q^2$. Find MC & TC at 50 units of output.
- (b) Find the maximum profit: Given $TR = 1400q - 6q^2$ and $TC = 1500 + 80q$
20. Use Lagrange multiplier method to optimize $z = 4x^2 - 2xy + 6y^2$ subject to the constraint $x + y = 72$. Also estimate the effect on the value of the objective function from 1-unit change in the constant of the constraint.

FIRST SEMESTER B.Sc.(CUFYUGP) DEGREE EXAMINATION

OCTOBER 2024

MAT1VN101: PYTHON PROGRAMMING

(Credits: 4)

Time: Two Hours

Maximum: 70 Marks

Section A

Answer any number of questions

Each question carries 3 marks

Overall Ceiling 24

1. Discuss the advantages of using Python for programming
2. Describe the different data types available in Python
3. Discuss the significance of polymorphism in object-oriented programming
4. Explain the process of reading from and writing to files in Python
5. Explain the purpose of the NumPy library in Python. Provide an example of creating a NumPy array.
6. Define descriptive statistics and explain their importance in data analysis
7. Explain the concept of ANOVA (Analysis of Variance) and its application in data analysis.
8. Describe the main features and functionalities of the Matplotlib library.
9. Discuss the use of the 'csv' module in Python with an example program
10. Describe the concept of formal arguments with an example

Section B

Answer any number of questions

Each question carries 6 marks

Overall Ceiling 36

11. Write a Python program to create a list of numbers and print the list
12. Write a Python program to print the first 10 natural numbers using a while loop
13. List and describe any four methods of file objects in Python
14. Explain the concept of exception handling in Python with an example
15. Define outliers and explain their potential impact on data analysis
16. Compare and contrast the use of NumPy arrays and Pandas DataFrames

17. Write a Python program to create a line plot using Matplotlib. Customize the plot by adding titles, labels, and a legend.
18. Explain the advantages of using Seaborn over Matplotlib for statistical visualizations. Provide an example of a basic plot using Seaborn

Section C

*Answer any **one** of question*

*The question carries **10** marks*

*Maximum **10** marks*

19. Define data visualization and explain its importance in data analysis. Provide examples of common types of data visualizations and their use cases.
20. List and explain any four built-in functions that can be used with classes and instances in Python.

I Semester B.Sc. (CUFYUGP) Degree Examinations October 2024

MAT1VN 102 :Statistics for Data science

(Credits: 4)

Maximum Time : 2 Hours

Maximum Marks : 70

Section A

[Answer All. Each question carries 3 marks] (Ceiling: 24 Marks)

1. Calculate the mean of the following data set: 4, 8, 6, 5, 3, 7, 9.
2. Define skewness and explain its significance in descriptive statistics
3. Explain the concept of range with an example.
4. Describe the sample space and events in probability theory.
5. If the probability of drawing an ace from a deck of cards is $\frac{1}{13}$, what is the probability of not drawing an ace?
6. Given events A and B where $P(A) = 0.4$ and $P(B) = 0.5$, and they are independent, find $P(A \cap B)$.
7. Define a discrete random variable and give an example.
8. For a continuous random variable with the probability density function $f(x) = \frac{1}{10}$ for $0 \leq x \leq 10$ and 0 otherwise, find the probability that X is between 4 and 6.
9. Differentiate between a sample and a population with examples.
10. Explain what is meant by the level of significance in hypothesis testing

Section B

[Answer All. Each question carries 6 marks] (Ceiling: 36 Marks)

11. Calculate the standard deviation for the data set: 4, 8, 6, 5, 3, 7, 9.
12. Explain Karl Pearson's coefficient of correlation and how it is computed.
13. Calculate the quartile deviation for the data set: 10, 20, 30, 40, 50, 60, 70, 80, 90.
14. Discuss the multiplication theorem on probability with an example.
15. If the probability of event A is 0.5 and the probability of event B is 0.3, find the probability of both events occurring if they are independent.
16. Find the mean and variance of a binomial distribution with parameters $n = 5$ and $p = 0.4$.
17. Calculate the mathematical expectation of a discrete random variable with the probability distribution: $P(X = 0) = 0.1$, $P(X = 1) = 0.2$, $P(X = 2) = 0.3$, $P(X = 3) = 0.4$. (Module 3)

18. Conduct a paired t-test on the following data sets:

Set 1: 85, 90, 88, 75, 78

Set 2: 80, 85, 86, 70, 74

Section C

[Answer **any one**. Each question carries **10 marks**] ($1 \times 10 = 10$ Marks)

19. Given the data set:

X: 10, 20, 30, 40, 50

Y: 15, 25, 35, 45, 55

Perform a simple linear regression analysis and find the regression equation.

20. Given the following sample data, conduct an F-test to determine if there is a significant difference between the variances of two populations:

Sample 1: 10, 15, 10, 14, 13

Sample 2: 8, 10, 12, 14, 11

First Semester B.Sc. (CUFYUGP) Degree Examinations October 2024

MAT1FM105(1):MATRICES AND BASICS OF PROBABILITY THEORY

(Credits: 3)

Maximum Time : 1.5 Hours

Maximum Marks : 50

Section A

[Answer **All**. Each question carries **2 marks**] (**Ceiling: 16 Marks**)

1. If $A = \begin{pmatrix} 2 & -3 \\ 1 & -4 \end{pmatrix}$ and $B = \begin{pmatrix} -5 & 7 \\ -3 & 4 \end{pmatrix}$. Find $A \times B$

2. Determine the value of $\begin{vmatrix} 3 & 2 \\ 7 & 4 \end{vmatrix}$

3. Define row matrix and column matrix.

4. Write the matrix equation corresponding to

$$2x - 5y = 8$$

$$3x + 9y = -12$$

5. Define population and sample

6. Define mid-point and relative frequency of a class and give examples.

7. Find mean and median of the data 12,13,16,15,13,14 and 15.

8. Write the sample space of an experiment consists of tossing a coin and then rolling a six-sided die.

9. Write the probability of the complement of an event E in terms of probability of E

10. Write the additional rule of probability.

Section B

[Answer **All**. Each question carries **6 marks**] (**Ceiling: 24 Marks**)

11. Find the inverse of $A = \begin{pmatrix} 3 & -2 \\ 7 & 4 \end{pmatrix}$

12. Find the value of $A = \begin{vmatrix} 3 & 4 & -1 \\ 2 & 0 & 7 \\ 1 & -3 & -2 \end{vmatrix}$

13. Use matrices to solve the simultaneous equations

$$3x + 5y = 7$$

$$4x - 3y = 19$$

14. Draw an ogive for the frequency distribution

Class	Frequency
65-104	6
105-144	9
145-184	6
185-224	4
225-264	2
265-304	1
305-344	2

15. Two cards are selected, without replacing the first card, from a standard deck of 52 playing cards. Find the probability of selecting a king and then selecting a queen.

Section C

[Answer **any one**. Each question carries **10 marks**] ($1 \times 10 = 10$ Marks)

16. Solve the following simultaneous equations using Cramer's rule

$$\begin{aligned}x + y + z &= 4 \\2x - 3y + 4z &= 33 \\3x - 2y - 2z &= 2\end{aligned}$$

17. Find the sample variance and standard deviation of the data 4, 7, 6, 7, 9, 5, 8, 10, 9, 8, 7 and 10.

First Semester B.Sc. (CUFYUGP) Degree Examinations October 2024
MAT1FM105(2):MATHEMATICS FOR COMPETITIVE EXAMINATIONS - PART
I
(Credits: 3)

Maximum Time : 1.5 Hours

Maximum Marks : 50

Section A

[Answer **All**. Each question carries **2 marks**] (Ceiling: 16 Marks)

1. How many pairs of twin primes are there between the integers 1 to 100
2. What is the HCF of 24, 30 and 42
3. $272 \times 425 \div p^2 = 400$, find p
4. What will be the average of first 100 natural numbers
5. An article is bought for Rs. 250. What should be its selling price, so as to gain 10% as profit.
6. What would be the simple interest obtained on an account of Rs. 8930 at the rate of 8% per annum after 5 year.
7. What will be the angle between the two hands of a clock at 9:50 AM
8. If the speed of a boat in still water is 8km/h and the rate of stream is 4km/h, then find upstream speed of the boat.
9. What is the missing term in the series 4, 12, 36, —, 324, 972
10. What is the cube root of -5832

Section B

[Answer **All**. Each question carries **6 marks**] (Ceiling: 24 Marks)

11. Arrange the fractions $\frac{3}{5}$, $\frac{7}{9}$, $\frac{11}{13}$ in decreasing order.
12. The present age of Karan is 5 times the age of Shivam. After 10 years, Karan will be 3 times as old as Shivam. What are the present ages of Karan and Shivam.
13. If 6 persons working 8h a day earn Rs. 8400 per week, then how much 9 persons working 6h a day will earn per week.
14. A car covers a distance of 200km in 2h 40min, whereas a jeep covers the same distance in 2h. What is the ratio of their speeds.
15. A sum of Rs. 10000 amount to Rs.11449 in two years, when the interest compounded annually. What is the rate of interest per year.

Section C

[Answer **any one**. Each question carries **10 marks**] ($1 \times 10 = 10$ Marks)

16. (a). If $\frac{3}{a} = \frac{18}{b} = \frac{24}{c} = \frac{9}{5}$, find the value of $a + b + c$.

(b) The annual increase in percentage of a population is 5% and the present number of people is 16000. What will be the population in 3 years.

17. (a) Raju purchased a chair with 3 successive discounts of 20%, 12.5% and 5%. What will be the actual deduction.

(b) A train overtakes two persons who are walking at the rate of 4km/h and 8km/h in the same direction and passes them completely in 18 and 20 seconds respectively. Find the length of the train.

FIRST SEMESTER BSc (CUFYUGP) DEGREE EXAMINATION OCTOBER 2024

MAT1CJ102/MAT2CJ102 : ELEMENTARY NUMBER THEORY

(Credits : 4)

Time: Two hours

Maximum : 70 marks

Section A

Answer any number of questions

Each question carries 3 marks; ceiling 24 marks

1. If $\text{g.c.d}(a,b) = d$, then show that $\text{g.c.d}\left(\frac{a}{d}, \frac{b}{d}\right) = 1$
2. State and prove Euclid's lemma
3. Find the g.c.d of 12378 and 3054 using Euclidean algorithm.
4. State the fundamental theorem of arithmetic. Find the canonical representation of 360
5. If $\text{g.c.d}(a,b) = 1$, then show that $\text{g.c.d}(a+b, a-b) = 1$ or 2
6. State the condition on which the linear Diophantine equation $ax+by = c$ is solvable. Check whether $14x+35y=93$ is solvable or not
7. If p is a prime and $p|ab$, then show that $p|a$ or $p|b$
8. Find $\varphi(360)$, where φ is the Euler's phi function
9. State Euler's theorem and deduce Fermat's little theorem from Euler's theorem
10. If $a \equiv b \pmod{n}$ and $m|n$, then show that $a \equiv b \pmod{m}$ also

Section B

Answer any number of questions

Each question carries 6 marks; ceiling 36 marks

11. Show that the expression $\frac{a(a^2+2)}{3}$ is an integer for every integer $a \geq 1$.
12. Show that if a and b are integers not both of which are zero, there exist integers x and y such that $\text{g.c.d}(a,b) = ax + by$
13. Solve the linear Diophantine equation $172x+20y = 1000$
14. Find all primes less than or equal to 50 using the sieve of Eratosthenes
15. Find the remainder when $1! + 2! + 3! + \dots + 100!$ is divided by 12
16. Solve the system of linear congruences $x \equiv 2 \pmod{3}, x \equiv 3 \pmod{5}, x \equiv 2 \pmod{7}$ using Chinese remainder theorem.
17. For each positive integer $n \geq 1$, show that $n = \sum_{d|n} \varphi(d)$, where φ is the Euler's phi function and the sum being extended over all positive divisors of n
18. Show that $2^{340} \equiv 1 \pmod{341}$ using Fermat's theorem

Section C

Answer any ONE question

Each question carries 10 marks

19. State and prove Fermat's theorem
20. State and prove Wilson's theorem.

Model Question Papers

Second Semester

SECOND SEMESTER B.Sc.(CUFYUGP) DEGREE EXAMINATION

APRIL 2025

MAT2CJ102: INTEGRAL CALCULUS

(Credits: 4)

Time: Two Hours

Maximum: 70 Marks

Section A

Answer any number of questions

Each question carries 3 marks

Overall Ceiling 24

1. Evaluate $\int (2\cos 2x - 3\sin 3x) dx$.
2. Find the norm of the partition $P = \{0, 1.2, 1.5, 2.3, 2.6, 3\}$ of the interval $[0, 3]$.
3. Show that the value of $\int_0^1 \sqrt{1 + \cos x} dx$ cannot possibly be 2.
4. Find dy/dx if y satisfies

$$y = \int_0^{\tan x} \frac{dt}{1+t^2}$$

5. Show that $\lim_{x \rightarrow \infty} \ln x = \infty$ and $\lim_{x \rightarrow 0^+} \ln x = -\infty$.

6. Evaluate

$$\lim_{x \rightarrow 0} \frac{1 - \cos x}{x + x^2}$$

7. Evaluate

$$\int \frac{dx}{\sqrt{e^{2x} - 6}}$$

8. Express as a sum of partial fractions

$$\frac{2x^3 - 4x^2 - x - 3}{x^2 - 2x - 3}$$

9. Find the volume of the solid generated by revolving the region bounded by $y = \sqrt{x}$ and the lines $y = 1, x = 4$ about the line $y = 1$.
10. Define length of a curve $y = f(x)$ from a to b . Give an example.

Section B

Answer any number of questions

Each question carries 6 marks

Overall Ceiling 36

11. Evaluate

$$\int \frac{18 \tan^2 x \sec^2 x}{(2 + \tan^3 x)^2} dx$$

12. Find the area of the region between the parabola $y = x^2$ and the x -axis on the interval $[0, b]$ using a definite integral.

13. Show that if f is continuous then $\int_0^1 f(x) dx = \int_0^1 f(1-x) dx$.

14. Find

$$\lim_{x \rightarrow \infty} x^{1/x}$$

15. Find

$$\int e^x \cos x dx$$

16. A pyramid 3 m high has a square base that is 3m on a side. The cross section of the pyramid perpendicular to the altitude x m down from the vertex is a square x m on a side. Find the volume of the pyramid.

17. Evaluate

$$\int \frac{3x + 2}{\sqrt{1 - x^2}} dx$$

18. The line segment $x = 1 - y, 0 \leq y \leq 1$ is revolved about the y -axis to generate a cone. Find its lateral surface area.

Section C

*Answer any one of question
The question carries 10 marks
Maximum 10 marks*

19. (a) State and prove the Mean Value theorem for definite integrals.
(b) Solve the initial value problem

$$e^y \frac{dy}{dx} = 2x, \quad x > \sqrt{3}; \quad y(2) = 0$$

20. (a) Find the derivative of $y = \sec^{-1} x, |x| > 1$.
(b) Find the length of the curve $y = (x/2)^{2/3}$ from $x = 0$ to $x = 2$.

SECOND SEMESTER B.Sc.(CUFYUGP) DEGREE EXAMINATION

APRIL 2025

MAT2MN101: DIFFERENTIAL EQUATIONS AND MATRIX THEORY

(Credits: 4)

Time: Two Hours

Maximum: 70 Marks

Section A

Answer any number of questions

Each question carries 3 marks

Overall Ceiling 24

1. Verify that $y = xe^x$ is a solution to the differential equation $y'' - 2y' + y = 0$.
2. Solve $\frac{dy}{dx} = \frac{-x}{y}, y(4) = -3$.
3. Solve $4y'' + 4y' + 17y = 0, y(0) = -1, y'(0) = 2$.
4. Evaluate $\mathcal{L}(1)$ using the definition of Laplace transform.
5. Evaluate the inverse transform of $\frac{-2s+6}{s^2+4}$.
6. Give an example of a vector space V and subspaces W_1 and W_2 such that $\{0\} \neq W_1 \subsetneq W_2 \subsetneq V$.
7. Check whether the system $x_1 + x_2 = 1, 4x_1 - x_2 = -6$ and $2x_1 - 3x_2 = 8$ is consistent or not.
8. Determine whether the set of vectors $u_1 = (2, 1, 1), u_2 = (0, 3, 0)$ & $u_3 = (3, 1, 2)$ in \mathbb{R}^3 is linearly independent or not.
9. Write the conditions for convergence of a Fourier series.
10. Write the general form of a second order linear PDE and classify its different cases.

Section B

Answer any number of questions

Each question carries 6 marks

Overall Ceiling 36

11. Solve $\frac{dy}{dx} + y = f(x), y(0) = 0$ and $f(x) = \begin{cases} 1, 0 \leq x \leq 1 \\ 0, x > 1 \end{cases}$
12. Solve $2xydx + (x^2 - 1)dy = 0$.
13. Evaluate $\mathcal{L}^{-1} \left[\frac{s^2+6s+9}{(s-1)(s-2)(s+4)} \right]$.
14. Show that vectors $u_1 = (1, 0, 0), u_2 = (1, 1, 0) + u_3 = (1, 1, 1)$ form a basis for the vector space \mathbb{R}^3 .

15. Find a basis of the solution space for the system of equations: $x_1 - x_2 - 2x_3 = 0$, $2x_1 + 4x_2 + 5x_3 = 0$ and $6x_1 - 3x_3 = 0$.
16. Find the eigen values and eigenvectors of $A = \begin{bmatrix} 3 & 4 \\ -1 & 7 \end{bmatrix}$.
17. Expand $f(x) = \begin{cases} 0, & -\pi < x < 0 \\ \pi - x, & 0 \leq x < \pi \end{cases}$ in a Fourier series
18. Solve $\frac{\partial^2 u}{\partial x^2} = 4 \frac{\partial u}{\partial y}$

Section C

*Answer any one of question
The question carries 10 marks
Maximum 10 marks*

19. (a) Use Gauss-Jordan Elimination to solve $x_1 + 3x_2 - 2x_3 = -7$, $4x_1 + x_2 + 3x_3 = 5$, $2x_1 - 5x_2 + 7x_3 = 9$.
- (b) Balance the Chemical Equation: $C_2H_6 + O_2 \rightarrow CO_2 + H_2O$.
20. Expand $f(x) = x^2, 0 < x < L$
- (a) in a cosine series
- (b) in a sine series
- (c) in a Fourier series.

SECOND SEMESTER B.Sc.(CUFYUGP) DEGREE EXAMINATION

APRIL 2025

MAT2MN102: CALCULUS AND MATRIX ALGEBRA

(Credits: 4)

Time: Two Hours

Maximum: 70 Marks

Section A

Answer any number of questions

Each question carries 3 marks

Overall Ceiling 24

1. Evaluate $\int (3x^6 - 2x^2 + 7x + 1) dx$
2. Compute $\int_1^0 \sqrt{1-x^2} dx$
3. Suppose that a particle moves along a coordinate line so that its velocity at time t is $v(t) = 2 + \cos t$. Find the average velocity of the particle during the time interval $0 \leq t \leq \pi$.
4. Evaluate $\int_0^2 x(x^2 + 1)^3 dx$
5. Evaluate $\int \frac{dx}{x^2 + x - 2}$
6. Let $f(x, y, z) = \sqrt{1 - x^2 - y^2 - z^2}$ Find $f(0, \frac{1}{2}, -\frac{1}{2})$ and the natural domain of f .
7. Define level curve and level surface.
8. Evaluate $\lim_{(x,y) \rightarrow (4,-2)} x \sqrt[3]{y^3 + 2x}$
9. Find the product \mathbf{AB} for the following matrix
$$\mathbf{A} = \begin{pmatrix} 4 & 7 \\ 3 & 5 \end{pmatrix}, \mathbf{B} = \begin{pmatrix} 9 & -2 \\ 6 & 8 \end{pmatrix}$$
10. Define inner product in \mathbb{R}^n

Section B

Answer any number of questions

Each question carries 6 marks

Overall Ceiling 36

11. Evaluate $\int x^2 \sqrt{x-1} dx$
12. Find the total area between the curve $y = 1 - x^2$ and the x -axis over the interval $[0, 2]$

13. Evaluate $\int e^x \cos x dx$.

14. Find the arc length of the curve $y = x^{3/2}$ from $(1, 1)$ to $(2, 2\sqrt{2})$

15. Evaluate $\int \frac{dx}{x^2 + x - 2}$.

16. Let $f(x, y) = x^2y + 5y^3$.

(a) Find the slope of the surface $z = f(x, y)$ in the x -direction at the point $(1, -2)$.

(b) Find the slope of the surface $z = f(x, y)$ in the y -direction at the point $(1, -2)$.

17. Use Gauss-Jordan elimination to solve

$$x_1 + 3x_2 - 2x_3 = -7$$

$$4x_1 + x_2 + 3x_3 = 5$$

$$2x_1 - 5x_2 + 7x_3 = 19$$

18. Evaluate $\int_{-1}^1 |e^x - 1| dx$

Section C

Answer any one of question

The question carries 10 marks

Maximum 10 marks

19. Find the area of the region enclosed by $x = y^2$ and $y = x - 2$

20. Find the eigenvalues and eigenvectors of

$$\mathbf{A} = \begin{pmatrix} 1 & 2 & 1 \\ 6 & -1 & 0 \\ -1 & -2 & -1 \end{pmatrix}$$

SECOND SEMESTER B.Sc.(CUFYUGP) DEGREE EXAMINATION

APRIL 2025

MAT2MN103: ANALYSIS AND SOME COUNTING PRINCIPLES

(Credits: 4)

Time: Two Hours

Maximum: 70 Marks

Section A

Answer any number of questions

Each question carries 3 marks

Overall Ceiling 24

1. Write the first five terms of the sequence $\{a_n\}$, where $a_n = (-1)^{n+1}\left(\frac{2}{n}\right)$.
2. Give an example of a bounded sequence which is neither monotone nor convergent.
3. Find the sum of the series $\sum_{n=1}^{\infty} \frac{2}{4n^2-1}$
4. Write the number $2i^3 - 3i^2 + 5i$ in the form $a + ib$,
5. Find the polar form of the complex number $z = -\sqrt{3} - 1$.
6. Sketch the graph of the equation $|z + 3i| = 2$ in the complex plane.
7. Evaluate $\lim_{z \rightarrow 2i} (z^2 - \bar{z})$.
8. Show that the function $f(z) = z^2 - iz + 3 - 2i$ is continuous at the point $z_0 = 2 - i$.
9. How many distinguishable permutations of the letters in the word "BANANA" are there?
10. Show that $nC_r = nC_{n-r}$.

Section B

Answer any number of questions

Each question carries 6 marks

Overall Ceiling 36

11. Show that the Harmonic Series $\sum_{n=1}^{\infty} \frac{1}{n} = \frac{1}{1} + \frac{1}{2} + \frac{1}{3} + \dots$ converges.
12. Use the Limit Comparison Test to determine the convergence or divergence of the series $\sum_{n=1}^{\infty} \frac{2^n+1}{5^n+1}$.
13. Find the four fourth roots of $z = 1 + i$.
14. Use formal definition to find the derivative of $f(z) = z^2 - 5z$.
15. Verify Cauchy-Riemann Equations for the polynomial function $f(z) = z^2 + z$.
16. Find the harmonic conjugate of the function $u(x, y) = x^3 - 3xy^2 - 5y$.

17. If n pigeons are assigned to m pigeonholes, then prove that one of the pigeonholes must contain at least $\lfloor (n-1)/m \rfloor + 1$ pigeons.
18. Suppose that two cards are selected at random from a standard 52-card deck. What is the probability that both cards are less than 10 and neither of them is red ?

Section C

*Answer any one of question
The question carries **10** marks
Maximum **10** marks*

19. (a). State Alternating Series Test.
- (b). Prove that the series $\sum_{n=1}^{\infty} \frac{(-1)^{n+1}}{\sqrt{n}}$ converges conditionally.
20. (a). Find the real and imaginary parts u and v of the complex function $f(z) = z^3 - 2z + 6$ as functions of x and y .
- (b). Show that the function $f(z) = x + 4iy$ is not differentiable at any point z .

SECOND SEMESTER B.Sc.(CUFYUGP) DEGREE EXAMINATION

APRIL 2025

MAT2MN104: GRAPH THEORY AND AUTOMATA

(Credits: 4)

Time: Two Hours

Maximum: 70 Marks

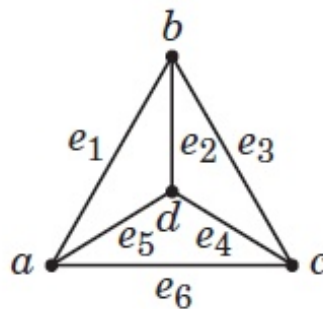
Section A

Answer any number of questions

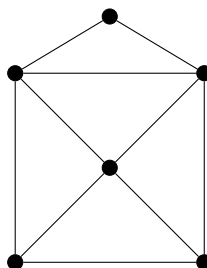
Each question carries 3 marks

Overall Ceiling 24

1. Define a simple graph. Give a simple graph with 4 vertices.
2. Is a graph with four vertices a, b, c and d with $\deg(a) = 3$, $\deg(b) = 4$, $\deg(c) = 2$ and $\deg(d) = 4$ possible ?
3. Draw the complete bipartite graph $K_{3,3}$.
4. Define planar graph. Give example.
5. Consider the following graph G



- (a). Find a path in G
 - (b). Find a cycle in G
 - (c). Give an independent set for G
6. Define Eulerian path and Hamiltonian Path.
 7. Define a tree. Give example.
 8. Verify Euler's formula for the following graph.



9. Compute the length of the word a^3b^2 over $\{a, b\}$
10. What are the characteristics of a finite state automaton(FSA)?

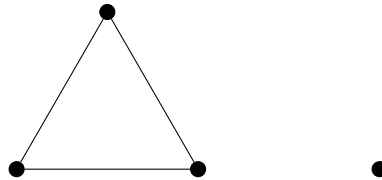
Section B

Answer any number of questions

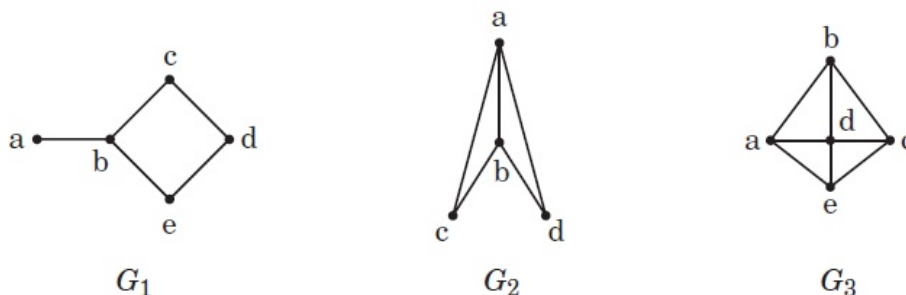
Each question carries 6 marks

Overall Ceiling 36

11. Draw K_4 . Label its vertices and draw its adjacency matrix.
12. Let e denote the number of edges of a graph G with n vertices v_1, v_2, \dots, v_n . Then prove that $\sum_{i=1}^n \deg(v_i) = 2e$.
13. (a). Define a connected graph.
 (b). Give an example for a connected graph.
 (c). Is the following graph connected? Justify your answer.



14. Determine if each graph in the following figure has an Eulerian path. If so, find it.



15. Find the chromatic number of the cycle graph C_n .
16. Prove that every connected graph has a spanning tree.
17. Let $\Sigma = \{0, 1\}$, $A = \{0, 01\}$, and $B = \{\lambda, 1, 110\}$. Find the concatenations AB and BA .
18. Create a grammar to produce $\{a^nba \mid n \geq 1\}$ over $\{a, b\}$

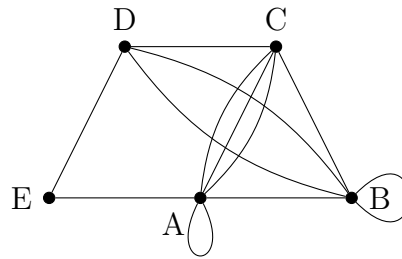
Section C

Answer any one of question

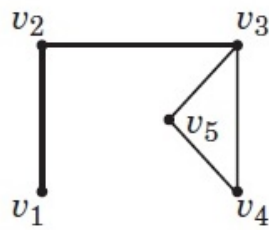
The question carries 10 marks

Maximum 10 marks

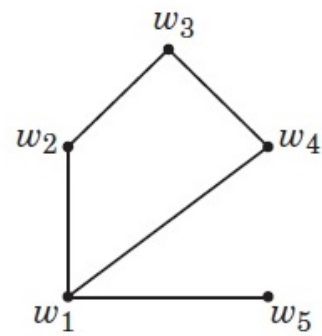
19. (a). Consider the following graph. Find the degree of each of its vertices.



(b). Determine whether the following graphs G_1 and G_2 are isomorphic.



Graph G_1



Graph G_2

20. (a). A connected planar graph has 17 edges, dividing the plane into 9 regions. How many vertices does the graph have?
- (b). Prove that the complete graph K_5 is nonplanar.
- (c). Prove that $K_{3,3}$ is nonplanar.

SECOND SEMESTER B.Sc.(CUFYUGP) DEGREE EXAMINATION

APRIL 2025

MAT2MN105: VECTOR SPACES AND LINEAR TRANSFORMATIONS

(Credits: 4)

Time: Two Hours

Maximum: 70 Marks

Section A

Answer any number of questions

Each question carries 3 marks

Overall Ceiling 24

1. Give an example for a subset of R^2 that is not a subspace of R^2
2. Give a geometric description to the solution set of
$$\begin{bmatrix} 1 & -2 & 3 \\ 2 & -4 & 6 \\ 3 & -6 & 9 \end{bmatrix} \begin{bmatrix} x \\ y \\ z \end{bmatrix} = \begin{bmatrix} 0 \\ 0 \\ 0 \end{bmatrix}$$
3. Use the Wronskian to show that $f_1 = x, f_2 = \sin x$ are linearly independent vectors in $C^\infty(-\infty, \infty)$
4. Find the coordinate vector of $A = \begin{bmatrix} a & b \\ c & d \end{bmatrix}$ relative to the standard basis for M_{22}
5. Explain why the vectors $\mathbf{u} = (-3, 7)$ and $\mathbf{v} = (5, 5)$ form a basis for R^2
6. Use matrix multiplication to find the reflection of $(-1, 2)$ about the line $y = x$
7. Discuss the geometric effect on the unit square of multiplication by a diagonal matrix $A = \begin{bmatrix} k_1 & 0 \\ 0 & k_2 \end{bmatrix}$ in which the entries k_1 and k_2 are positive real numbers ($\neq 1$)
8. Find the eigenvalues of $A = \begin{bmatrix} 3 & 0 \\ 8 & -1 \end{bmatrix}$
9. find the orthogonal projection of the vector $\mathbf{x} = (1, 5)$ onto the line through the origin that makes an angle of $\frac{\pi}{6}$ with the positive x-axis
10. Show that the matrices $A = \begin{bmatrix} 1 & 1 \\ 3 & 2 \end{bmatrix}$ and $B = \begin{bmatrix} 1 & 0 \\ 3 & -2 \end{bmatrix}$ are not similar .

Section B

Answer any number of questions

Each question carries 6 marks

Overall Ceiling 36

11. Determine whether the vectors $\mathbf{u} = (1, 1, 2), \mathbf{v} = (1, 0, 1), \mathbf{w} = (2, 1, 3)$ span the vector space R^3

12. Determine whether the vectors $\mathbf{u} = (1, 2, 2, -1)$, $\mathbf{v} = (4, 9, 9, -4)$, $\mathbf{w} = (5, 8, 9, -5)$ in R^4 are linearly dependent or linearly independent
13. Show that the vectors $\mathbf{u} = (1, 2, 1)$, $\mathbf{v} = (2, 9, 0)$, $\mathbf{w} = (3, 3, 4)$ form a basis for R^3
14. Find a basis for the solution space of the homogeneous linear system, and find the dimension of that space
- $$\begin{aligned}x_1 + x_2 - x_3 &= 0 \\-2x_1 - x_2 + 2x_3 &= 0 \\-x_1 + x_3 &= 0\end{aligned}$$
15. Use matrix multiplication to find the image of the vector $(2, -1, 2)$ if it is rotated 30° counterclockwise about the positive x-axis.
16. Show that the operator $T : R^2 \leftarrow R^2$ defined by the equations
- $$\begin{aligned}w_1 &= 2x_1 + x_2 \\w_2 &= 3x_1 + 4x_2\end{aligned}$$
- is one-to-one, and find $T^{-1}(w_1, w_2)$
17. Find bases for the eigenspaces of $A = \begin{bmatrix} 0 & 0 & -2 \\ 1 & 2 & 1 \\ 1 & 0 & 3 \end{bmatrix}$
18. Show that composition of rotation is commutative

Section C

*Answer any one of question
The question carries 10 marks
Maximum 10 marks*

19. Let V be the set of 2×2 matrices with real entries. Show that V is a vector space under matrix addition and scalar multiplication
20. Let $A = \begin{bmatrix} 4 & 0 & 1 \\ 2 & 3 & 2 \\ 1 & 0 & 4 \end{bmatrix}$
- Find the eigenvalues of A
 - For each eigenvalue λ , find the rank of the matrix $\lambda I - A$
 - Is A diagonalizable? Justify your conclusion

SECOND SEMESTER B.Sc.(CUFYUGP) DEGREE EXAMINATION

OCTOBER 2024

MAT2MN106 - OPTIMIZATION TECHNIQUES IN ECONOMICS

(Credits: 4)

Time: Two Hours

Maximum: 70 Marks

Section A

Answer any number of questions

Each question carries 3 marks

Overall Ceiling 24

1. Define Gini Coefficient.
2. Define Global maxima and minima.
3. What is a non negativity constraints?
4. What is an open input-output model?
5. Explain discriminating monopolist.
6. What is an Exogenous variable?
7. Explain the Leontief production.
8. State the Young's theorem.
9. What is a constrained optimization?
10. Define Lorenz curve.

Section B

Answer any number of questions

Each question carries 6 marks

Overall Ceiling 36

11. From the data points, find the equation of the line which best fits the data points (1, 2), (3, 4), (5, 3) and (6, 6)
12. Find the value of the Jacobian determinant from the following two functions; $y_1 = 2x_1 + 3x_2$ and $y_2 = 4x_1^2 + 12x_1x_2 + 9x_2^2$
13. Show whether the following function $x^4 + x^2 + 6xy + 3y^2$ has global minima or maxima.
14. Explain the major causes of income inequality.
15. Examine whether the input-output system with the following co-efficient matrix is feasible:

$$\begin{bmatrix} 1/2 & 3/5 \\ 1/3 & 5/7 \end{bmatrix}$$

16. Present the Kuhn-Tucker formulation for a constrained minimization problem.
17. Explain the Hawkins - Simon conditions.
18. Explain the significance of explicit functions form \mathbb{R}^n to \mathbb{R}^m .

Section C

*Answer any **one** of question
The question carries **10** marks
Maximum **10** marks*

19. Explain the determination of equilibrium prices in an economy with two sectors using input-output model.
20. Explain the method of least squares and derive the normal equations.

II Semester B.Sc. (CUFYUGP) Degree Examinations April 2025

MAT2VN101 : Linear Algebra for Machine Learning

(Credits: 4)

Maximum Time : 2 Hours

Maximum Marks : 70

Section A

[Answer All. Each question carries 3 marks] (Ceiling: 24 Marks)

1. Explain the idea of elimination in solving a system of linear equations.
2. Solve the following system using matrix notation:

$$\begin{cases} 2x + 3y = 5 \\ 4x - y = 1 \end{cases}$$

3. State the rules for matrix addition and scalar multiplication.
4. Given a 2×2 matrix A , find its inverse if it exists:

$$A = \begin{pmatrix} 1 & 2 \\ 3 & 4 \end{pmatrix}$$

5. Write the factorization $A = LU$ for the following matrix:

$$A = \begin{pmatrix} 2 & 1 \\ 6 & 5 \end{pmatrix}$$

6. Define the transpose of a matrix and provide an example.
7. Determine the nullspace of the matrix A :

$$A = \begin{pmatrix} 1 & 2 & -1 \\ 2 & 4 & -2 \end{pmatrix}$$

8. Define rank and compute the rank of the following matrix:

$$A = \begin{pmatrix} 1 & 2 \\ 3 & 6 \end{pmatrix}$$

9. What is the dimension of the row space of a matrix?
10. Explain the concept of orthogonality between two vectors.

Section B

[Answer All. Each question carries 6 marks] (Ceiling: 36 Marks)

11. Find the least squares approximation of the overdetermined system:

$$\begin{cases} x + y = 2 \\ x + 2y = 3 \\ x + 3y = 5 \end{cases}$$

12. Apply the Gram-Schmidt process to orthogonalize the set of vectors:

$$\mathbf{v}_1 = \begin{pmatrix} 1 \\ 1 \\ 0 \end{pmatrix}, \quad \mathbf{v}_2 = \begin{pmatrix} 1 \\ 0 \\ 1 \end{pmatrix}$$

13. Compute the eigenvalues of the following matrix:

$$A = \begin{pmatrix} 4 & 1 \\ 2 & 3 \end{pmatrix}$$

14. Diagonalize the matrix A if possible:

$$A = \begin{pmatrix} 4 & -1 \\ 2 & 1 \end{pmatrix}$$

15. Prove that a symmetric matrix has real eigenvalues.

16. Determine if the following matrix is positive definite:

$$A = \begin{pmatrix} 2 & -1 \\ -1 & 2 \end{pmatrix}$$

17. Show that similar matrices have the same eigenvalues.

18. Perform Singular Value Decomposition (SVD) for the matrix:

$$A = \begin{pmatrix} 3 & 1 \\ 1 & 3 \end{pmatrix}$$

Section C

[Answer **any one**. Each question carries **10 marks**] ($1 \times 10 = 10$ Marks)

19. Find the complete solution to the system $Ax = b$ where:

$$A = \begin{pmatrix} 1 & 2 & -1 \\ 2 & 4 & -2 \\ 1 & 1 & 0 \end{pmatrix}, \quad b = \begin{pmatrix} 2 \\ 4 \\ 3 \end{pmatrix}$$

20. Discuss the Singular Value Decomposition (SVD) of a matrix. Provide an example and explain how it can be used in applications such as data compression or noise reduction.

SECOND SEMESTER B.Sc.(CUFYUGP) DEGREE EXAMINATION

APRIL 2025

MAT2VN102: R PROGRAMMING

(Credits: 4)

Time: Two Hours

Maximum: 70 Marks

Section A

Answer any number of questions

Each question carries 3 marks

Overall Ceiling 24

1. Discuss the different data types available in R. Provide examples of each data type.
2. Explain what vectors are in R.
3. Explain the use of the 'dplyr' package for data manipulation
4. Explain the basics of creating plots using the 'ggplot2' package in R
5. How to import CSV data in R
6. Explain the concepts of mean, median, standard deviation, and variance.
7. Explain the concept of hypothesis testing
8. Define machine learning
9. Discuss the chi-square test and its applications
10. Explain the different types of loops available in R

Section B

Answer any number of questions

Each question carries 6 marks

Overall Ceiling 36

11. Explain how matrices and arrays are used in R. Write R code to create and perform operations on matrices and arrays.
12. Discuss the measures of dispersion: range, variance, and standard deviation. Write R code to calculate these measures for a given dataset.
13. Discuss the concept of probability distributions and random variables. Provide examples of different types of probability distributions available in R and how to generate random samples from them.

14. Describe simple linear regression and its applications. Provide R code to perform a simple linear regression analysis and interpret the results.
15. Describe the use of basic charts in data visualization. Explain how to create the following charts in R: Pie chart, Bar chart, Histogram, Boxplot, and Scatterplot.
16. Describe dimensionality reduction techniques
17. Explain the differences between supervised, unsupervised, and reinforcement learning.
18. Explain the ANOVA test and how it is used.

Section C

*Answer any **one** of question*

*The question carries **10** marks*

*Maximum **10** marks*

19. Describe how functions are defined and used in R. Write an example function that takes input arguments and returns a result.
20. Compare the challenges and benefits of applying machine learning in HR, finance, and marketing domains.

Second Semester B.Sc. (CUFYUGP) Degree Examinations April 2025
MAT2FM106(1):GRAPH THEORY AND LPP
(Credits: 3)

Maximum Time : 1.5 Hours

Maximum Marks : 50

Section A

[Answer **All**. Each question carries **2 marks**] (Ceiling: 16 Marks)

1. Define a graph and give an example.
2. Draw the graphs K_4 and $K_{2,3}$
3. Draw any two spanning subgraphs of K_5 with at least 6 edges.
4. Define walk, trail and cycle in a graph.
5. Define bridge in a graph and give an example.
6. State the Whitney's theorem.
7. Define linear inequality in two variables.
8. Graph the linear inequality $2x - 3y \leq 12$.
9. Write the standard maximization form of a LPP
10. Define basic feasible solution of a LPP

Section B

[Answer **All**. Each question carries **6 marks**] (Ceiling: 24 Marks)

11. Prove that in a graph G there is an even number of odd degree vertices.
12. Let G be an acyclic graph with n vertices and k connected components. Show that G has $n - k$ edges.
13. Solve the following LPP

$$\begin{array}{ll} \text{Minimize} & z = 2x + 4y \\ \text{subject to} & \begin{array}{l} x + 2y \geq 10 \\ 3x + y \geq 10 \\ x \geq 0, y \geq 0 \end{array} \end{array}$$

14. Andrew Crowley plans to start a new business called River Explorers, which will rent canoes and kayaks to people to travel 10 miles down the Clarion River in Cook Forest State Park. He has \$45,000 to purchase new boats. He can buy the canoes for \$600 each and the kayaks for \$750 each. His facility can hold up to 65 boats. The canoes will rent for \$25 a day, and the kayaks will rent for \$30 a day. How many canoes and how many kayaks should he buy to earn the most revenue if all boats can be rented each day?

15. Write the dual of linear programming problem

$$\begin{array}{ll} \text{Maximize} & z = 2x_1 + 5x_2 \\ \text{subject to} & x_1 + x_2 \leq 10 \\ & 2x_1 + x_2 \leq 8 \\ & x_1 \geq 0, x_2 \geq 0 \end{array}$$

Section C

[Answer **any one**. Each question carries **10 marks**] ($1 \times 10 = 10$ Marks)

16. If G is a connected graph with n vertices and $n - 1$ edges, then show that G is tree.

17. Use Simplex method to solve

$$\begin{array}{ll} \text{Minimize} & w = 3y_1 + 2y_2 \\ \text{subject to} & y_1 + 3y_2 \leq 6 \\ & 2y_1 + y_2 \geq 3 \\ & y_1 \geq 0, y_2 \geq 0 \end{array}$$

Second Semester B.Sc. (CUFYUGP) Degree Examinations April 2024
MAT2FM106(2):MATHEMATICS FOR COMPETITIVE EXAMINATIONS - PART II

(Credits: 3)

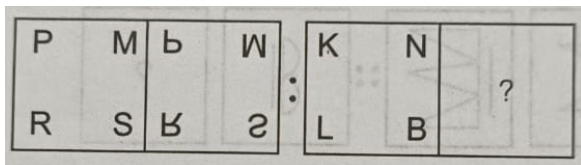
Maximum Time : 1.5 Hours

Maximum Marks : 50

Section A

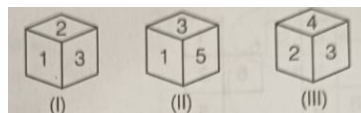
[Answer All. Each question carries 2 marks] (Ceiling: 16 Marks)

1. DI is related to 49, in the same way FD is related to —
2. What comes next in the series 5, 11, 23, 47, 95, ?
3. Daya has brother Anil, Daya is the son of Chandra, Bimal is Chandra's father. In terms of relationship, what is Anil to Bimal?
4. If South-West becomes North, then what will North-East be?
5. Complete the second pair in the same way as the first pair.



- a) b) c) d)

6. By looking in a mirror, it appears that it is 6:30 in the clock. What is the real time.
7. The ratio of an interior angle to the exterior angle of a regular polygon is 5:1. What is the number of sides in the polygon.
8. Which number is opposite to face 3?

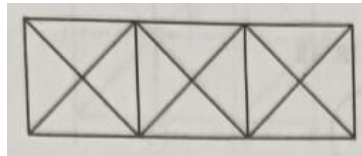


9. Write the wrong term in the series P3C, R5F, T9I, V12L ...
10. Draw the Venn diagram which represents week, day and year

Section B

[Answer **All**. Each question carries **6 marks**] (**Ceiling: 24 Marks**)

11. In a certain code, SOBER is written as RNADQ. How LOTUS can be written in that same code?
12. Rishabh starts from point A and travels 4 Km in North direction to reach point B, Now he turns towards South-East and travels 5 Km to reach point C and finally he turns towards North and travels another 4 Km to reach point D. Calculate the shortest distance between points A and D and in which direction is point A with respect to point D?
13. Count the number of triangles and squares in the given figure.



14. (A) A statement is given followed by three arguments. Choose the answer
Statement : All scientists working in America are talented. Some are Indian
Conclusions
 1. None of the Indian scientists is talented
 2. Some talented Indian scientists have migrated
 3. All talented scientists are in America
 4. Some indian scientists are talented

a) Only conclusion 1 follows b) Only conclusion 2 follows c) Only conclusion 3 follows d) Conclusions 2 and 4 follows
- (B) Some statements and conclusions are given. Choose the conclusions which are logically follows from the given statements.
Statements

All dogs are rats
All rats are crows
All crows are parrots

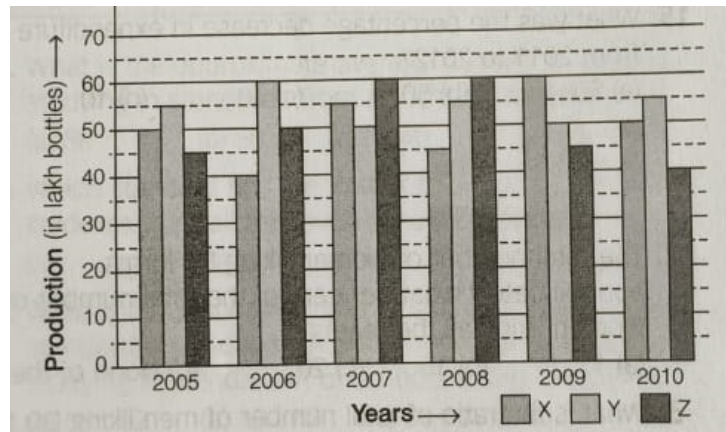
Conclusions
 1. All dogs are parrots
 2. Some parrots are dogs
 3. Some crows are dogs
 4. All rats are dogs

a) Only conclusion 1 follows b) Conclusions 1 and 2 follows c) Conclusions 1,2 and 3 follows d) Only conclusion 4 follows
15. If in a row, Rohan is 10th from left and Mukesh is 13th from right and there are four persons in between them, then find the maximum and minimum number of persons in the row.

Section C

[Answer **any one**. Each question carries **10 marks**] ($1 \times 10 = 10$ Marks)

16. The production of three different flavours X, Y and Z by a company is shown in the Bar Chart.



- (A) The total production of flavour Z in 2007 and 2008 is what percent of the total production of flavour X in 2005 and 2006?
- (B) For which flavour was the average annual production maximum in the given period.
17. (A) Arathi and Subhash are the children of Mr. and Mrs. Shah. Ritu and Sakthi are the children of Mr. and Mrs. Mehra. Sourabh and Ritu are married to each other and two daughters Mukthi and Sruthi are born to them. Sakthi is married to Reena and two children Subhash and Reshma are born to them. How Arathi related to Sruthi.
- (B) A boy rode his bicycle Northwards, then turned left and rode 1 Km and again turned left and rode 2 Km. He found himself exactly 1 Km West of his starting point. How far did he ride Northwards initially?